

STATEMENT OF APPROPRIATIONS, ALLOTMENTS, OBLIGATIONS, DISBURSEMENTS AND BALANCES
As at the Quarter Ending March 31, 2026

Department : Department of Finance (DOF)
Agency/Entity : Office of the Secretary
Operating Unit : < not applicable >
Organization Code (UACS) : 11 001 000000
Fund Cluster : 01 - Regular Agency Fund
(e.g. UACS Fund Cluster: 01-Regular Agency Fund, 02-Foreign Assisted Projects Fund, 03-Special Account-Locally Funded/Domestic Grants Fund, and 04-Special Account-Foreign Assisted/Foreign Grants Fund)

X Current Year Appropriations
Supplemental Appropriations
Continuing Appropriations

Particulars	UACS CODE	Appropriations					Allotments		Current Year Obligations					Current Year Disbursements				Balances					
		Authorized Appropriations	Adjustments (Transfer To/From, Modifications/Augmentations)	Adjusted Appropriations	Allotments Received	Adjustments (Reductions, Modifications/Augmentations)	Transfer To	Transfer From	Adjusted Allotments	1st Quarter Ending March 31	2nd Quarter Ending June 30	3rd Quarter Ending September 30	4th Quarter Ending December 31	Total	1st Quarter Ending March 31	2nd Quarter Ending June 30	3rd Quarter Ending September 30	4th Quarter Ending December 31	Total	Unreleased Appropriations	Unobligated Allotments	Unpaid Obligations (15-20)=(23+24)	
1	2	3	4	5=(3+4)	6	7	8	9	10=(6+(7-8+9))	11	12	13	14	15=(11+12+13+14)	16	17	18	19	20=(16+17+18+19)	21	22	23	24
I. Agency Specific Budget		1,278,317,000.00	1,614,000.00	1,279,931,000.00	1,174,668,000.00	1,614,000.00	0.00	0.00	1,176,282,000.00	445,585,891.36	0.00	0.00	0.00	445,595,891.36	197,497,534.92	0.00	0.00	0.00	197,497,534.92	103,649,000.00	730,686,108.64	93,381,528.74	154,716,407.70
General Administration and Support	100000000000	528,347,000.00	(1,526,830.68)	526,820,169.32	468,173,000.00	(1,526,830.68)	0.00	0.00	466,646,169.32	207,032,528.30	0.00	0.00	0.00	207,032,528.30	62,564,968.83	0.00	0.00	0.00	62,564,968.83	60,174,000.00	259,613,641.02	55,191,492.88	89,276,066.50
General Management and Supervision	1000001000010	527,462,000.00	(1,526,830.68)	525,935,169.32	467,288,000.00	(1,526,830.68)	0.00	0.00	465,761,169.32	207,032,528.30	0.00	0.00	0.00	207,032,528.30	62,564,968.83	0.00	0.00	0.00	62,564,968.83	60,174,000.00	258,728,641.02	55,191,492.88	89,276,066.50
PS		187,257,000.00	(1,526,830.68)	185,730,169.32	187,257,000.00	(1,526,830.68)	0.00	0.00	185,730,169.32	54,156,853.12	0.00	0.00	0.00	54,156,853.12	40,269,150.87	0.00	0.00	0.00	40,269,150.87	0.00	131,573,316.20	13,639,239.25	248,483.00
MOOE		335,205,000.00	0.00	335,205,000.00	275,031,000.00	0.00	0.00	275,031,000.00	152,875,675.18	0.00	0.00	0.00	152,875,675.18	22,295,817.96	0.00	0.00	0.00	22,295,817.96	60,174,000.00	122,155,324.82	41,552,253.63	89,027,603.59	
CO		5,000,000.00	0.00	5,000,000.00	5,000,000.00	0.00	0.00	5,000,000.00	0.00	0.00	0.00	0.00	0.00	0.00	0.00	0.00	0.00	0.00	0.00	0.00	5,000,000.00	0.00	0.00
Administration of Personnel Benefits	1000001000020	885,000.00	0.00	885,000.00	885,000.00	0.00	0.00	885,000.00	0.00	0.00	0.00	0.00	885,000.00	0.00	0.00	0.00	0.00	0.00	0.00	0.00	885,000.00	0.00	0.00
PS		885,000.00	0.00	885,000.00	885,000.00	0.00	0.00	885,000.00	0.00	0.00	0.00	0.00	885,000.00	0.00	0.00	0.00	0.00	0.00	0.00	0.00	885,000.00	0.00	0.00
Sub-Total, General Administration and Support		528,347,000.00	(1,526,830.68)	526,820,169.32	468,173,000.00	(1,526,830.68)	0.00	0.00	466,646,169.32	207,032,528.30	0.00	0.00	0.00	207,032,528.30	62,564,968.83	0.00	0.00	0.00	62,564,968.83	60,174,000.00	259,613,641.02	55,191,492.88	89,276,066.50
PS		188,142,000.00	(1,526,830.68)	186,615,169.32	188,142,000.00	(1,526,830.68)	0.00	0.00	186,615,169.32	54,156,853.12	0.00	0.00	0.00	54,156,853.12	40,269,150.87	0.00	0.00	0.00	40,269,150.87	0.00	132,458,316.20	13,639,239.25	248,483.00
MOOE		335,205,000.00	0.00	335,205,000.00	275,031,000.00	0.00	0.00	275,031,000.00	152,875,675.18	0.00	0.00	0.00	152,875,675.18	22,295,817.96	0.00	0.00	0.00	22,295,817.96	60,174,000.00	122,155,324.82	41,552,253.63	89,027,603.59	
CO		5,000,000.00	0.00	5,000,000.00	5,000,000.00	0.00	0.00	5,000,000.00	0.00	0.00	0.00	0.00	0.00	0.00	0.00	0.00	0.00	0.00	0.00	0.00	5,000,000.00	0.00	0.00
Support to Operations	2000000000000	358,262,000.00	0.00	358,262,000.00	358,262,000.00	0.00	0.00	358,262,000.00	116,930,176.11	0.00	0.00	0.00	116,930,176.11	77,743,069.10	0.00	0.00	0.00	0.00	77,743,069.10	0.00	241,331,823.89	12,132,153.26	27,054,953.75
Legal Services	2000001000010	22,175,000.00	0.00	22,175,000.00	22,175,000.00	0.00	0.00	22,175,000.00	9,550,578.04	0.00	0.00	0.00	9,550,578.04	3,000,379.59	0.00	0.00	0.00	0.00	3,000,379.59	0.00	12,624,421.96	1,635,462.65	4,005,735.80
PS		15,177,000.00	0.00	15,177,000.00	15,177,000.00	0.00	0.00	15,177,000.00	3,725,605.78	0.00	0.00	0.00	3,725,605.78	3,105,510.78	0.00	0.00	0.00	0.00	3,105,510.78	0.00	11,451,394.22	620,095.00	0.00
MOOE		6,998,000.00	0.00	6,998,000.00	6,998,000.00	0.00	0.00	6,998,000.00	5,824,972.26	0.00	0.00	0.00	5,824,972.26	803,868.81	0.00	0.00	0.00	0.00	803,868.81	0.00	1,173,027.74	1,015,367.65	4,005,735.80
Management of Information Systems	2000001000020	300,073,000.00	0.00	300,073,000.00	300,073,000.00	0.00	0.00	300,073,000.00	95,116,360.13	0.00	0.00	0.00	95,116,360.13	66,554,322.01	0.00	0.00	0.00	0.00	66,554,322.01	0.00	204,956,639.87	7,900,480.69	20,661,557.43
PS		42,779,000.00	0.00	42,779,000.00	42,779,000.00	0.00	0.00	42,779,000.00	11,258,652.15	0.00	0.00	0.00	11,258,652.15	9,014,066.27	0.00	0.00	0.00	0.00	9,014,066.27	0.00	31,520,347.85	2,243,685.88	0.00
MOOE		197,819,000.00	0.00	197,819,000.00	197,819,000.00	0.00	0.00	197,819,000.00	83,857,707.98	0.00	0.00	0.00	83,857,707.98	57,539,355.74	0.00	0.00	0.00	0.00	57,539,355.74	0.00	113,061,292.02	5,856,794.81	20,661,557.43
CO		59,475,000.00	0.00	59,475,000.00	59,475,000.00	0.00	0.00	59,475,000.00	0.00	0.00	0.00	0.00	0.00	0.00	0.00	0.00	0.00	0.00	0.00	0.00	59,475,000.00	0.00	0.00
Revenue Integrity Protection Service (RIPS) activities	2000001000030	36,014,000.00	0.00	36,014,000.00	36,014,000.00	0.00	0.00	36,014,000.00	12,263,237.94	0.00	0.00	0.00	12,263,237.94	7,279,367.50	0.00	0.00	0.00	0.00	7,279,367.50	0.00	23,750,182.06	2,595,209.92	2,387,680.52
PS		29,734,000.00	0.00	29,734,000.00	29,734,000.00	0.00	0.00	29,734,000.00	8,300,883.85	0.00	0.00	0.00	8,300,883.85	5,995,168.36	0.00	0.00	0.00	0.00	5,995,168.36	0.00	21,433,316.25	1,626,738.29	78,777.00
MOOE		6,280,000.00	0.00	6,280,000.00	6,280,000.00	0.00	0.00	6,280,000.00	3,962,554.29	0.00	0.00	0.00	3,962,554.29	684,199.14	0.00	0.00	0.00	0.00	684,199.14	0.00	2,317,445.71	969,471.63	2,308,883.52
Sub-Total, Support to Operations		358,262,000.00	0.00	358,262,000.00	358,262,000.00	0.00	0.00	358,262,000.00	116,930,176.11	0.00	0.00	0.00	116,930,176.11	77,743,069.10	0.00	0.00	0.00	0.00	77,743,069.10	0.00	241,331,823.89	12,132,153.26	27,054,953.75
PS		87,690,000.00	0.00	87,690,000.00	87,690,000.00	0.00	0.00	87,690,000.00	23,284,941.58	0.00	0.00	0.00	23,284,941.58	18,715,645.41	0.00	0.00	0.00	0.00	18,715,645.41	0.00	64,405,058.42	4,490,519.17	78,777.00
MOOE		211,097,000.00	0.00	211,097,000.00	211,097,000.00	0.00	0.00	211,097,000.00	93,645,234.53	0.00	0.00	0.00	93,645,234.53	59,027,423.69	0.00	0.00	0.00	0.00	59,027,423.69	0.00	117,451,765.47	7,641,634.09	26,976,176.75
CO		59,475,000.00	0.00	59,475,000.00	59,475,000.00	0.00	0.00	59,475,000.00	0.00	0.00	0.00	0.00	0.00	0.00	0.00	0.00	0.00	0.00	0.00	0.00	59,475,000.00	0.00	0.00
Operations	3000000000000	391,708,000.00	3,140,830.68	394,848,830.68	348,233,000.00	3,140,830.68	0.00	0.00	351,373,830.68	121,633,186.95	0.00	0.00	0.00	121,633,186.95	57,189,516.99	0.00	0.00	0.00	57,189,516.99	43,475,000.00	229,740,643.73	26,058,282.60	38,385,387.36
OO - Fiscal sustainability attained		271,098,000.00	3,140,830.68	274,238,830.68	231,623,000.00	3,140,830.68	0.00	0.00	234,763,830.68	78,930,126.32	0.00	0.00	0.00	78,930,126.32	36,986,817.41	0.00	0.00	0.00	36,986,817.41	39,475,000.00	155,833,704.36	16,324,163.72	25,619,145.19
FINANCIAL SUSTAINABILITY AND REVENUE STRENGTHENING PROGRAM		271,098,000.00	3,140,830.68	274,238,830.68	231,623,000.00	3,140,830.68	0.00	0.00	234,763,830.68	78,930,126.32	0.00	0.00	0.00	78,930,126.32	36,986,817.41	0.00	0.00	0.00	36,986,817.41	39,475,000.00	155,833,704.36	16,324,163.72	25,619,145.19
Financial and fiscal planning and programming, consolidation, analysis, generation of reports, project formulation on revenue statistics and policy research	3101001000010	38,081,000.00	0.00	38,081,000.00	38,081,000.00	0.00	0.00	38,081,000.00	14,580,201.49	0.00	0.00	0.00	14,580,201.49	6,124,069.41	0.00	0.00	0.00	0.00	6,124,069.41	0.00	23,490,798.51	2,900,535.31	5,555,596.77
PS		20,640,000.00	0.00	20,640,000.00	20,640,000.00	0.00	0.00	20,640,000.00	6,117,005.41	0.00	0.00	0.00	6,117,005.41	4,703,030.86	0.00	0.00	0.00	0.00	4,703,030.86	0.00	14,522,994.59	1,280,898.05	162,976.50
MOOE		17,441,000.00	0.00	17,441,000.00	17,441,000.00	0.00	0.00	17,441,000.00	8,473,196.08	0.00	0.00	0.00	8,473,196.08	1,421,038.55	0.00	0.00	0.00	0.00	1,421,038.55	0.00	8,967,803.92	1,649,537.26	5,402,620.27
Philippine Extractive Industries Transparency Initiative (PH-EITI)	3101001000030	32,020,000.00	0.00	32,020,000.00	32,020,000.00	0.00	0.00	32,020,000.00	12,248,697.59	0.00	0.00												

Department : Department of Finance (DOF)
 Agency/Entity : Office of the Secretary
 Operating Unit : < not applicable >
 Organization Code (UACS) : 11 001 0000000
 Fund Cluster : 01 - Regular Agency Fund

X Current Year Appropriations
 Supplemental Appropriations
 Continuing Appropriations

(e.g. UACS Fund Cluster: 01-Regular Agency Fund, 02-Foreign Assisted Projects Fund, 03-Special Account-Locally Funded/Domestic Grants Fund, and 04-Special Account-Foreign Assisted/Foreign Grants Fund)


Particulars	UACS CODE	Appropriations					Allotments		Current Year Obligations							Current Year Disbursements					Balances			
		Authorized Appropriations	Adjustments (Transfer To/From, Modifications/Augmentations)	Adjusted Appropriations	Allotments Received	Adjustments (Reductions/Modifications/Augmentations)	Transfer To	Transfer From	Adjusted Allotments	1st Quarter Ending March 31	2nd Quarter Ending June 30	3rd Quarter Ending September 30	4th Quarter Ending December 31	Total	1st Quarter Ending March 31	2nd Quarter Ending June 30	3rd Quarter Ending September 30	4th Quarter Ending December 31	Total	Unreleased Appropriations	Unobligated Allotments	Unpaid Obligations (15-20)=(23+24)		
1	2	3	4	5=(3+4)	6	7	8	9	10=(8+(-7)-4+6)	11	12	13	14	15=(11+12+13+14)	16	17	18	19	20=(16+17+18+19)	21	22	23	24	
Overnight of tax law implementation and processing of tax exemption requests	31010010000700	96,671,000.00	1,526,830.68	98,197,830.68	57,196,000.00	1,526,830.68	0.00	0.00	58,722,830.68	20,559,473.83	0.00	0.00	0.00	20,559,473.83	11,743,165.05	0.00	0.00	0.00	11,743,165.05	39,475,000.00	38,163,356.85	5,245,885.01	3,570,423.77	
PS		37,472,000.00	1,526,830.68	38,998,830.68	37,472,000.00	1,526,830.68	0.00	0.00	38,998,830.68	13,266,789.56	0.00	0.00	0.00	13,266,789.56	10,066,304.81	0.00	0.00	0.00	10,066,304.81	0.00	25,732,041.12	3,121,122.75	79,362.00	
MOOE		55,759,000.00	0.00	55,759,000.00	19,724,000.00	0.00	0.00	0.00	19,724,000.00	7,292,684.27	0.00	0.00	0.00	7,292,684.27	1,676,860.24	0.00	0.00	0.00	1,676,860.24	36,035,000.00	12,431,315.73	2,124,762.26	3,491,061.77	
CO		3,440,000.00	0.00	3,440,000.00	0.00	0.00	0.00	0.00	0.00	0.00	0.00	0.00	0.00	0.00	0.00	0.00	0.00	0.00	0.00	3,440,000.00	0.00	0.00	0.00	
OO : Asset and debt effectively managed		120,610,000.00	0.00	120,610,000.00	116,610,000.00	0.00	0.00	0.00	116,610,000.00	42,703,060.63	0.00	0.00	0.00	42,703,060.63	20,202,699.58	0.00	0.00	0.00	20,202,699.58	4,000,000.00	73,906,938.37	9,734,118.88	12,766,242.17	
ASSET AND LIABILITY MANAGEMENT PROGRAM		120,610,000.00	0.00	120,610,000.00	116,610,000.00	0.00	0.00	0.00	116,610,000.00	42,703,060.63	0.00	0.00	0.00	42,703,060.63	20,202,699.58	0.00	0.00	0.00	20,202,699.58	4,000,000.00	73,906,938.37	9,734,118.88	12,766,242.17	
Privatization Group and Council Secretariat support	32010010000100	47,958,000.00	0.00	47,958,000.00	47,958,000.00	0.00	0.00	0.00	47,958,000.00	16,444,463.57	0.00	0.00	0.00	16,444,463.57	8,596,982.51	0.00	0.00	0.00	8,596,982.51	0.00	31,513,536.43	3,835,959.73	4,011,521.33	
PS		36,371,000.00	0.00	36,371,000.00	36,371,000.00	0.00	0.00	0.00	36,371,000.00	9,690,700.45	0.00	0.00	0.00	9,690,700.45	7,850,861.75	0.00	0.00	0.00	7,850,861.75	0.00	26,680,239.55	2,039,835.70	0.00	
MOOE		11,587,000.00	0.00	11,587,000.00	11,587,000.00	0.00	0.00	0.00	11,587,000.00	6,753,763.12	0.00	0.00	0.00	6,753,763.12	946,117.76	0.00	0.00	0.00	946,117.76	0.00	4,833,236.88	1,796,124.03	4,011,521.33	
Negotiation of international financing transactions	32010010000320	34,961,000.00	0.00	34,961,000.00	32,961,000.00	0.00	0.00	0.00	32,961,000.00	10,004,902.38	0.00	0.00	0.00	10,004,902.38	4,665,634.89	0.00	0.00	0.00	4,665,634.89	2,000,000.00	22,956,097.64	1,594,712.14	3,744,555.33	
PS		21,252,000.00	0.00	21,252,000.00	21,252,000.00	0.00	0.00	0.00	21,252,000.00	4,815,875.33	0.00	0.00	0.00	4,815,875.33	3,578,977.33	0.00	0.00	0.00	3,578,977.33	0.00	16,636,124.67	960,121.00	78,777.00	
MOOE		13,709,000.00	0.00	13,709,000.00	11,709,000.00	0.00	0.00	0.00	11,709,000.00	5,389,027.03	0.00	0.00	0.00	5,389,027.03	1,086,657.56	0.00	0.00	0.00	1,086,657.56	2,000,000.00	6,318,972.97	634,591.14	3,665,778.33	
Monitoring and evaluation of financial performance of the government corporate sector	32010010000300	37,691,000.00	0.00	37,691,000.00	35,691,000.00	0.00	0.00	0.00	35,691,000.00	15,253,694.70	0.00	0.00	0.00	15,253,694.70	6,940,062.18	0.00	0.00	0.00	6,940,062.18	2,000,000.00	19,437,305.30	4,303,447.01	5,010,165.51	
PS		22,498,000.00	0.00	22,498,000.00	22,498,000.00	0.00	0.00	0.00	22,498,000.00	7,819,271.91	0.00	0.00	0.00	7,819,271.91	5,876,917.91	0.00	0.00	0.00	5,876,917.91	0.00	14,878,728.09	1,942,354.00	0.00	
MOOE		15,193,000.00	0.00	15,193,000.00	13,193,000.00	0.00	0.00	0.00	13,193,000.00	8,434,422.79	0.00	0.00	0.00	8,434,422.79	1,063,164.27	0.00	0.00	0.00	1,063,164.27	2,000,000.00	4,758,577.21	2,361,083.01	5,010,165.51	
Sub-Total, Operations		391,708,000.00	3,140,830.68	394,848,830.68	348,233,000.00	3,140,830.68	0.00	0.00	351,373,830.68	121,633,186.95	0.00	0.00	0.00	121,633,186.95	57,189,516.99	0.00	0.00	0.00	57,189,516.99	43,475,000.00	229,740,643.73	26,058,282.60	38,385,387.36	
PS		204,550,000.00	1,526,830.68	206,026,830.68	204,500,000.00	1,526,830.68	0.00	0.00	206,026,830.68	59,412,706.34	0.00	0.00	0.00	59,412,706.34	45,848,536.17	0.00	0.00	0.00	45,848,536.17	0.00	146,614,124.34	13,174,150.67	391,999.50	
MOOE		183,768,000.00	1,614,000.00	185,382,000.00	143,733,000.00	1,614,000.00	0.00	0.00	145,347,000.00	62,220,480.61	0.00	0.00	0.00	62,220,480.61	11,342,980.82	0.00	0.00	0.00	11,342,980.82	40,035,000.00	83,126,519.39	12,884,131.93	37,963,387.86	
CO		3,440,000.00	0.00	3,440,000.00	0.00	0.00	0.00	0.00	0.00	0.00	0.00	0.00	0.00	0.00	0.00	0.00	0.00	0.00	0.00	3,440,000.00	0.00	0.00	0.00	
Sub-Total, L. Agency Specific Budget		1,278,317,000.00	1,614,000.00	1,279,931,000.00	1,174,668,000.00	1,614,000.00	0.00	0.00	1,176,282,000.00	445,595,891.36	0.00	0.00	0.00	445,595,891.36	197,497,554.92	0.00	0.00	0.00	197,497,554.92	103,649,000.00	730,686,108.64	93,381,928.74	154,716,407.70	
PS		480,332,000.00	0.00	480,332,000.00	480,332,000.00	0.00	0.00	0.00	480,332,000.00	136,854,501.04	0.00	0.00	0.00	136,854,501.04	104,831,352.45	0.00	0.00	0.00	104,831,352.45	0.00	343,477,498.96	31,303,909.09	719,239.50	
MOOE		730,070,000.00	1,614,000.00	731,684,000.00	629,861,000.00	1,614,000.00	0.00	0.00	631,475,000.00	308,741,390.32	0.00	0.00	0.00	308,741,390.32	92,666,202.47	0.00	0.00	0.00	92,666,202.47	100,209,000.00	322,733,609.66	62,078,019.65	153,997,168.20	
CO		67,915,000.00	0.00	67,915,000.00	64,475,000.00	0.00	0.00	0.00	64,475,000.00	0.00	0.00	0.00	0.00	0.00	0.00	0.00	0.00	0.00	0.00	3,440,000.00	0.00	0.00	0.00	
II. Automatic Appropriations		42,281,000.00	0.00	42,281,000.00	42,281,000.00	0.00	0.00	0.00	42,281,000.00	0.00	0.00	0.00	0.00	0.00	0.00	0.00	0.00	0.00	0.00	0.00	0.00	0.00	0.00	
Retirement and Life Insurance Premiums	102	42,281,000.00	0.00	42,281,000.00	42,281,000.00	0.00	0.00	0.00	42,281,000.00	10,214,046.62	0.00	0.00	0.00	10,214,046.62	10,034,772.53	0.00	0.00	0.00	10,034,772.53	0.00	32,066,953.38	179,274.09	0.00	
General Administration and Support	10000000000000	15,737,000.00	0.00	15,737,000.00	15,737,000.00	0.00	0.00	0.00	15,737,000.00	3,799,505.84	0.00	0.00	0.00	3,799,505.84	3,620,231.75	0.00	0.00	0.00	3,620,231.75	0.00	11,937,494.16	179,274.09	0.00	
General Management and Supervision	10000010000100	15,737,000.00	0.00	15,737,000.00	15,737,000.00	0.00	0.00	0.00	15,737,000.00	3,799,505.84	0.00	0.00	0.00	3,799,505.84	3,620,231.75	0.00	0.00	0.00	3,620,231.75	0.00	11,937,494.16	179,274.09	0.00	
PS		15,737,000.00	0.00	15,737,000.00	15,737,000.00	0.00	0.00	0.00	15,737,000.00	3,799,505.84	0.00	0.00	0.00	3,799,505.84	3,620,231.75	0.00	0.00	0.00	3,620,231.75	0.00	11,937,494.16	179,274.09	0.00	
Sub-total, General Administration and Support		15,737,000.00	0.00	15,737,000.00	15,737,000.00	0.00	0.00	0.00	15,737,000.00	3,799,505.84	0.00	0.00	0.00	3,799,505.84	3,620,231.75	0.00	0.00	0.00	3,620,231.75	0.00	11,937,494.16	179,274.09	0.00	
PS		15,737,000.00	0.00	15,737,000.00	15,737,000.00	0.00	0.00	0.00	15,737,000.00	3,799,505.84	0.00	0.00	0.00	3,799,505.84	3,620,231.75	0.00	0.00	0.00	3,620,231.75	0.00	11,937,494.16	179,274.09	0.00	
Support to Operations	20000000000000	8,132,000.00	0.00	8,132,000.00	8,132,000.00	0.00	0.00	0.00	8,132,000.00	1,910,294.28	0.00	0.00	0.00	1,910,294.28	1,910,294.28	0.00	0.00	0.00	1,910,294.28	0.00	6,221,705.72	0.00	0.00	
Legal Services	20000010000100	1,386,000.00	0.00	1,386,000.00	1,386,000.00	0.00	0.00	0.00	1,386,000.00	313,306.45	0.00	0.00	0.00	313,306.45	313,306.45	0.00	0.00	0.00	313,306.45	0.00	1,072,693.55	0.00	0.00	
PS		1,386,000.00	0.00	1,386,000.00	1,386,000.00	0.00	0.00	0.00	1,386,000.00	313,306.45	0.00	0.00	0.00	313,306.45	313,306.45	0.00	0.00	0.00	313,306.45	0.00	1,072,693.55	0.00	0.00	
Management of Information Systems	20000010000200	3,978,000.00	0.00	3,978,000.00	3,978,000.00	0.00	0.00	0.00	3,978,000.00	921,052.46	0.00	0.00	0.00	921,052.46	921,052.46	0.00	0.00	0.00	921,052.46	0.00	3,056,947.54	0.00	0.00	
PS		3,978,000.00	0.00	3,978,000.00	3,978,000.00	0.0																		


Department : Department of Finance (DOF)
 Agency/Entity : Office of the Secretary
 Operating Unit : < not applicable >
 Organization Code (UACS) : 11 001 000000
 Fund Cluster : 01 - Regular Agency Fund


X Current Year Appropriations
 Supplemental Appropriations
 Continuing Appropriations

(e.g. UACS Fund Cluster: 01-Regular Agency Fund, 02-Foreign Assisted Projects Fund, 03-Special Account-Locally Funded/Domestic Grants Fund, and 04-Special Account-Foreign Assisted/Foreign Grants Fund)

Particulars	UACS CODE	Appropriations					Allotments		Current Year Obligations					Current Year Disbursements					Balances				
		Authorized Appropriations	Adjustments (Transfer To/From, Modifications/ Augmentations)	Adjusted Appropriations	Allotments Received	Adjustments (Reductions/ Modifications/ Augmentations)	Transfer To	Transfer From	Adjusted Allotments	1st Quarter Ending March 31	2nd Quarter Ending June 30	3rd Quarter Ending September 30	4th Quarter Ending December 31	Total	1st Quarter Ending March 31	2nd Quarter Ending June 30	3rd Quarter Ending September 30	4th Quarter Ending December 31	Total	Unreleased Appropriations	Unobligated Allotments	Unpaid Obligations (15-20)=(23+24)	
1	2	3	4	5=(3+4)	6	7	8	9	10=(6+(-7)+8+9)	11	12	13	14	15=(11+12+13+14)	16	17	18	19	20=(16+17+18+19)	21	22	23	24
Oversight of tax law implementation and processing of tax exemption requests	3101001000070	3,461,000.00	0.00	3,461,000.00	3,461,000.00	0.00	0.00	0.00	3,461,000.00	860,129.77	0.00	0.00	0.00	860,129.77	860,129.77	0.00	0.00	0.00	860,129.77	0.00	2,580,870.23	0.00	0.00
PS		3,461,000.00	0.00	3,461,000.00	3,461,000.00	0.00	0.00	0.00	3,461,000.00	860,129.77	0.00	0.00	0.00	860,129.77	860,129.77	0.00	0.00	0.00	860,129.77	0.00	2,580,870.23	0.00	0.00
OO : Asset and debt effectively managed		7,362,000.00	0.00	7,362,000.00	7,362,000.00	0.00	0.00	0.00	7,362,000.00	1,701,949.09	0.00	0.00	0.00	1,701,949.09	1,701,949.09	0.00	0.00	0.00	1,701,949.09	0.00	5,660,050.91	0.00	0.00
ASSET AND LIABILITY MANAGEMENT PROGRAM		7,362,000.00	0.00	7,362,000.00	7,362,000.00	0.00	0.00	0.00	7,362,000.00	1,701,949.09	0.00	0.00	0.00	1,701,949.09	1,701,949.09	0.00	0.00	0.00	1,701,949.09	0.00	5,660,050.91	0.00	0.00
Privatization Group and Council Secretariat support	3201001000010	3,316,000.00	0.00	3,316,000.00	3,316,000.00	0.00	0.00	0.00	3,316,000.00	713,356.17	0.00	0.00	0.00	713,356.17	713,356.17	0.00	0.00	0.00	713,356.17	0.00	2,602,643.83	0.00	0.00
PS		3,316,000.00	0.00	3,316,000.00	3,316,000.00	0.00	0.00	0.00	3,316,000.00	713,356.17	0.00	0.00	0.00	713,356.17	713,356.17	0.00	0.00	0.00	713,356.17	0.00	2,602,643.83	0.00	0.00
Negotiation of international financing transactions	3201001000020	1,963,000.00	0.00	1,963,000.00	1,963,000.00	0.00	0.00	0.00	1,963,000.00	375,399.16	0.00	0.00	0.00	375,399.16	375,399.16	0.00	0.00	0.00	375,399.16	0.00	1,587,600.84	0.00	0.00
PS		1,963,000.00	0.00	1,963,000.00	1,963,000.00	0.00	0.00	0.00	1,963,000.00	375,399.16	0.00	0.00	0.00	375,399.16	375,399.16	0.00	0.00	0.00	375,399.16	0.00	1,587,600.84	0.00	0.00
Monitoring and evaluation of financial performance of the government corporate sector	3201001000030	2,083,000.00	0.00	2,083,000.00	2,083,000.00	0.00	0.00	0.00	2,083,000.00	613,193.76	0.00	0.00	0.00	613,193.76	613,193.76	0.00	0.00	0.00	613,193.76	0.00	1,469,806.24	0.00	0.00
PS		2,083,000.00	0.00	2,083,000.00	2,083,000.00	0.00	0.00	0.00	2,083,000.00	613,193.76	0.00	0.00	0.00	613,193.76	613,193.76	0.00	0.00	0.00	613,193.76	0.00	1,469,806.24	0.00	0.00
Sub-total, Operations		18,412,000.00	0.00	18,412,000.00	18,412,000.00	0.00	0.00	0.00	18,412,000.00	4,504,246.50	0.00	0.00	0.00	4,504,246.50	4,504,246.50	0.00	0.00	0.00	4,504,246.50	0.00	13,907,753.50	0.00	0.00
PS		18,412,000.00	0.00	18,412,000.00	18,412,000.00	0.00	0.00	0.00	18,412,000.00	4,504,246.50	0.00	0.00	0.00	4,504,246.50	4,504,246.50	0.00	0.00	0.00	4,504,246.50	0.00	13,907,753.50	0.00	0.00
Sub-total, II, Automatic Appropriations		42,281,000.00	0.00	42,281,000.00	42,281,000.00	0.00	0.00	0.00	42,281,000.00	10,214,046.62	0.00	0.00	0.00	10,214,046.62	10,034,772.53	0.00	0.00	0.00	10,034,772.53	0.00	32,066,953.38	179,274.09	0.00
PS		42,281,000.00	0.00	42,281,000.00	42,281,000.00	0.00	0.00	0.00	42,281,000.00	10,214,046.62	0.00	0.00	0.00	10,214,046.62	10,034,772.53	0.00	0.00	0.00	10,034,772.53	0.00	32,066,953.38	179,274.09	0.00
III, Special Purpose Fund		0.00	272,872.00	272,872.00	0.00	272,872.00	0.00	0.00	272,872.00	272,871.20	0.00	0.00	0.00	272,871.20	272,870.98	0.00	0.00	0.00	272,870.98	0.00	0.80	0.22	0.00
Pension and Gratuity Fund		0.00	272,872.00	272,872.00	0.00	272,872.00	0.00	0.00	272,872.00	272,871.20	0.00	0.00	0.00	272,871.20	272,870.98	0.00	0.00	0.00	272,870.98	0.00	0.80	0.22	0.00
PS		0.00	272,872.00	272,872.00	0.00	272,872.00	0.00	0.00	272,872.00	272,871.20	0.00	0.00	0.00	272,871.20	272,870.98	0.00	0.00	0.00	272,870.98	0.00	0.80	0.22	0.00
Sub-total, III, Special Purpose Fund		0.00	272,872.00	272,872.00	0.00	272,872.00	0.00	0.00	272,872.00	272,871.20	0.00	0.00	0.00	272,871.20	272,870.98	0.00	0.00	0.00	272,870.98	0.00	0.80	0.22	0.00
PS		0.00	272,872.00	272,872.00	0.00	272,872.00	0.00	0.00	272,872.00	272,871.20	0.00	0.00	0.00	272,871.20	272,870.98	0.00	0.00	0.00	272,870.98	0.00	0.80	0.22	0.00
GRAND TOTAL		1,320,598,000.00	1,886,872.00	1,322,484,872.00	1,216,949,000.00	1,886,872.00	0.00	0.00	1,218,835,872.00	456,082,809.18	0.00	0.00	0.00	456,082,809.18	207,805,198.43	0.00	0.00	0.00	207,805,198.43	103,649,000.00	762,753,062.82	93,561,203.05	154,716,407.70
PS		522,613,000.00	272,872.00	522,885,872.00	522,613,000.00	272,872.00	0.00	0.00	522,885,872.00	147,341,418.86	0.00	0.00	0.00	147,341,418.86	115,138,995.96	0.00	0.00	0.00	115,138,995.96	0.00	375,544,453.14	31,483,183.40	719,239.50
MOOE		730,670,000.00	1,614,000.00	732,284,000.00	629,661,000.00	1,614,000.00	0.00	0.00	631,275,000.00	308,741,390.32	0.00	0.00	0.00	308,741,390.32	92,666,202.47	0.00	0.00	0.00	92,666,202.47	100,209,000.00	322,733,609.88	62,078,019.65	152,997,168.20
CO		67,915,000.00	0.00	67,915,000.00	64,475,000.00	0.00	0.00	0.00	64,475,000.00	0.00	0.00	0.00	0.00	0.00	0.00	0.00	0.00	0.00	0.00	3,440,000.00	64,475,000.00	0.00	0.00
Recapitulation by OO:																							
FINANCIAL SUSTAINABILITY AND REVENUE STRENGTHENING PROGRAM		271,098,000.00	3,140,830.68	274,238,830.68	231,623,000.00	3,140,830.68	0.00	0.00	234,763,830.68	78,830,126.32	0.00	0.00	0.00	78,830,126.32	36,980,817.41	0.00	0.00	0.00	36,980,817.41	30,475,000.00	155,833,704.35	16,324,163.72	25,619,145.19
ASSET AND LIABILITY MANAGEMENT PROGRAM		120,610,000.00	0.00	120,610,000.00	116,610,000.00	0.00	0.00	0.00	116,610,000.00	42,703,060.63	0.00	0.00	0.00	42,703,060.63	20,202,699.58	0.00	0.00	0.00	20,202,699.58	4,000,000.00	75,906,939.37	9,734,118.86	12,766,242.17

Certified Correct:

 MAY-ANNE D. PAGUIRIGAN
 Chief Administrative Officer, Budget Division

Certified Correct:

 LOIDA P. LAGUYO
 Chief Accountant, Accounting Division

Recommending Approval:

 LOLITA A. RAMIREZ
 Director IV, Central Financial Management Office

Approved By:

 NIÑO RAYMOND B. ALVINA
 OIC Undersecretary, Policy Development and Management Services Group

STATEMENT OF APPROPRIATIONS, ALLOTMENTS, OBLIGATIONS, DISBURSEMENTS AND BALANCES
As at the Quarter Ending March 31, 2026

Department : Department of Finance (DOF)
Agency/Entity : Office of the Secretary
Operating Unit : < not applicable >
Organization Code (UACS) : 11 001 000000
Fund Cluster : 01 - Regular Agency Fund
(e.g. UACS Fund Cluster: 01-Regular Agency Fund, 02-Foreign Assisted Projects Fund, 03-Special Account-Locally Funded/Domestic Grants Fund, and 04-Special Account-Foreign Assisted/Foreign Grants Fund)

Current Year Appropriations
Supplemental Appropriations
X Continuing Appropriations

Particulars	UACS CODE	Appropriations			Allotments					Current Year Obligations					Current Year Disbursements				Balances					
		Authorized Appropriations	Adjustments (Transfer To/From, Modifications/ Augmentations)	Adjusted Appropriations	Allotments		Adjustments (Reductions, Modifications/ Augmentations)	Transfer To	Transfer From	Adjusted Allotments	1st Quarter Ending March 31	2nd Quarter Ending June 30	3rd Quarter Ending September 30	4th Quarter Ending December 31	Total	1st Quarter Ending March 31	2nd Quarter Ending June 30	3rd Quarter Ending September 30	4th Quarter Ending December 31	Total	Unused Funds		Unpaid Obligations (16-21)=(24+25)	
					SARD	Unobligated															Unreleased Appropriations	Unobligated Allotments	Due and Demandable	Not Yet Due and Demandable
Unobligated Allotment		0.00	0.00	0.00	0.00	40,108,295.99	0.00	0.00	0.00	40,108,295.99	7,305,178.72	0.00	0.00	0.00	7,305,178.72	6,794,009.10	0.00	0.00	0.00	6,794,009.10	0.00	32,803,117.27	511,169.62	0.00
I. Agency Specific Budget		0.00	0.00	0.00	0.00	40,108,295.99	0.00	0.00	0.00	40,108,295.99	7,305,178.72	0.00	0.00	0.00	7,305,178.72	6,794,009.10	0.00	0.00	0.00	6,794,009.10	0.00	32,803,117.27	511,169.62	0.00
General Administration and Support	1000000000000	0.00	0.00	0.00	0.00	10,612,834.07	0.00	0.00	0.00	10,612,834.07	4,575,824.97	0.00	0.00	0.00	4,575,824.97	4,336,503.53	0.00	0.00	0.00	4,336,503.53	0.00	6,037,009.10	239,321.44	0.00
General Management and Supervision	1000001000010	0.00	0.00	0.00	0.00	10,612,834.07	0.00	0.00	0.00	10,612,834.07	4,575,824.97	0.00	0.00	0.00	4,575,824.97	4,336,503.53	0.00	0.00	0.00	4,336,503.53	0.00	6,037,009.10	239,321.44	0.00
MOOE		0.00	0.00	0.00	0.00	10,612,834.07	0.00	0.00	0.00	10,612,834.07	4,575,824.97	0.00	0.00	0.00	4,575,824.97	4,336,503.53	0.00	0.00	0.00	4,336,503.53	0.00	6,037,009.10	239,321.44	0.00
Sub-Total, General Administration and Support		0.00	0.00	0.00	0.00	10,612,834.07	0.00	0.00	0.00	10,612,834.07	4,575,824.97	0.00	0.00	0.00	4,575,824.97	4,336,503.53	0.00	0.00	0.00	4,336,503.53	0.00	6,037,009.10	239,321.44	0.00
MOOE		0.00	0.00	0.00	0.00	10,612,834.07	0.00	0.00	0.00	10,612,834.07	4,575,824.97	0.00	0.00	0.00	4,575,824.97	4,336,503.53	0.00	0.00	0.00	4,336,503.53	0.00	6,037,009.10	239,321.44	0.00
Support to Operations	2000000000000	0.00	0.00	0.00	0.00	12,914,219.70	0.00	0.00	0.00	12,914,219.70	587,007.37	0.00	0.00	0.00	587,007.37	582,468.92	0.00	0.00	0.00	582,468.92	0.00	12,327,212.33	4,538.45	0.00
Legal Services	2000001000010	0.00	0.00	0.00	0.00	825,232.10	0.00	0.00	0.00	825,232.10	23,218.98	0.00	0.00	0.00	23,218.98	18,680.53	0.00	0.00	0.00	18,680.53	0.00	802,013.12	4,538.45	0.00
MOOE		0.00	0.00	0.00	0.00	825,232.10	0.00	0.00	0.00	825,232.10	23,218.98	0.00	0.00	0.00	23,218.98	18,680.53	0.00	0.00	0.00	18,680.53	0.00	802,013.12	4,538.45	0.00
Management of Information Systems	2000001000020	0.00	0.00	0.00	0.00	11,697,934.51	0.00	0.00	0.00	11,697,934.51	436,045.37	0.00	0.00	0.00	436,045.37	436,045.37	0.00	0.00	0.00	436,045.37	0.00	11,266,889.14	0.00	0.00
MOOE		0.00	0.00	0.00	0.00	6,063,590.51	0.00	0.00	0.00	6,063,590.51	436,045.37	0.00	0.00	0.00	436,045.37	436,045.37	0.00	0.00	0.00	436,045.37	0.00	5,629,545.14	0.00	0.00
CO		0.00	0.00	0.00	0.00	5,629,344.00	0.00	0.00	0.00	5,629,344.00	0.00	0.00	0.00	0.00	0.00	0.00	0.00	0.00	0.00	0.00	0.00	5,629,344.00	0.00	0.00
Revenue Integrity Protection Service (RIPS) activities	2000001000030	0.00	0.00	0.00	0.00	396,053.09	0.00	0.00	0.00	396,053.09	127,743.02	0.00	0.00	0.00	127,743.02	127,743.02	0.00	0.00	0.00	127,743.02	0.00	268,310.07	0.00	0.00
MOOE		0.00	0.00	0.00	0.00	396,053.09	0.00	0.00	0.00	396,053.09	127,743.02	0.00	0.00	0.00	127,743.02	127,743.02	0.00	0.00	0.00	127,743.02	0.00	268,310.07	0.00	0.00
Sub-Total, Support to Operations		0.00	0.00	0.00	0.00	12,914,219.70	0.00	0.00	0.00	12,914,219.70	587,007.37	0.00	0.00	0.00	587,007.37	582,468.92	0.00	0.00	0.00	582,468.92	0.00	12,327,212.33	4,538.45	0.00
MOOE		0.00	0.00	0.00	0.00	7,284,875.70	0.00	0.00	0.00	7,284,875.70	587,007.37	0.00	0.00	0.00	587,007.37	582,468.92	0.00	0.00	0.00	582,468.92	0.00	6,687,866.33	4,538.45	0.00
CO		0.00	0.00	0.00	0.00	5,629,344.00	0.00	0.00	0.00	5,629,344.00	0.00	0.00	0.00	0.00	0.00	0.00	0.00	0.00	0.00	0.00	0.00	5,629,344.00	0.00	0.00
Operations	3000000000000	0.00	0.00	0.00	0.00	16,581,242.22	0.00	0.00	0.00	16,581,242.22	2,142,346.38	0.00	0.00	0.00	2,142,346.38	1,675,036.65	0.00	0.00	0.00	1,675,036.65	0.00	14,438,895.64	267,309.73	0.00
CO - Fiscal sustainability attained		0.00	0.00	0.00	0.00	14,381,215.22	0.00	0.00	0.00	14,381,215.22	1,475,703.66	0.00	0.00	0.00	1,475,703.66	1,325,441.78	0.00	0.00	0.00	1,325,441.78	0.00	12,905,511.56	150,261.88	0.00
FINANCIAL SUSTAINABILITY AND REVENUE STRENGTHENING PROGRAM		0.00	0.00	0.00	0.00	14,381,215.22	0.00	0.00	0.00	14,381,215.22	1,475,703.66	0.00	0.00	0.00	1,475,703.66	1,325,441.78	0.00	0.00	0.00	1,325,441.78	0.00	12,905,511.56	150,261.88	0.00
Financial and fiscal planning and programming, consolidation, analysis, generation of reports, project formulation on revenue statistics and policy research	3101001000010	0.00	0.00	0.00	0.00	2,888,679.81	0.00	0.00	0.00	2,888,679.81	734,230.91	0.00	0.00	0.00	734,230.91	609,669.31	0.00	0.00	0.00	609,669.31	0.00	2,154,448.90	124,561.60	0.00
MOOE		0.00	0.00	0.00	0.00	2,888,679.81	0.00	0.00	0.00	2,888,679.81	734,230.91	0.00	0.00	0.00	734,230.91	609,669.31	0.00	0.00	0.00	609,669.31	0.00	2,154,448.90	124,561.60	0.00
Philippine Extractive Industries Transparency Initiative (PH-EITI)	3101001000030	0.00	0.00	0.00	0.00	706,474.80	0.00	0.00	0.00	706,474.80	374,265.57	0.00	0.00	0.00	374,265.57	374,265.57	0.00	0.00	0.00	374,265.57	0.00	332,209.23	0.00	0.00
MOOE		0.00	0.00	0.00	0.00	706,474.80	0.00	0.00	0.00	706,474.80	374,265.57	0.00	0.00	0.00	374,265.57	374,265.57	0.00	0.00	0.00	374,265.57	0.00	332,209.23	0.00	0.00
Tax policy research and formulation (Direct Tax)	3101001000040	0.00	0.00	0.00	0.00	2,483,942.23	0.00	0.00	0.00	2,483,942.23	91,980.75	0.00	0.00	0.00	91,980.75	82,571.23	0.00	0.00	0.00	82,571.23	0.00	2,381,961.48	9,409.52	0.00
MOOE		0.00	0.00	0.00	0.00	2,483,942.23	0.00	0.00	0.00	2,483,942.23	91,980.75	0.00	0.00	0.00	91,980.75	82,571.23	0.00	0.00	0.00	82,571.23	0.00	2,381,961.48	9,409.52	0.00

Department : Department of Finance (DOF)
 Agency/Entity : Office of the Secretary
 Operating Unit : < not applicable >
 Organization Code (UACS) : 11 001 000000
 Fund Cluster : 01 - Regular Agency Fund

Current Year Appropriations
 Supplemental Appropriations
 X Continuing Appropriations

(e.g. UACS Fund Cluster: 01-Regular Agency Fund, 02-Foreign Assisted Projects Fund, 03-Special Account-Locally Funded/Domestic Grants Fund, and 04-Special Account-Foreign Assisted/Foreign Grants Fund)

Particulars	UACS CODE	Appropriations				Allotments					Current Year Obligations					Current Year Disbursements					Balances					
		Authorized Appropriations	Adjustments (Transfer To/From, Modifications/Augmentations)	Adjusted Appropriations	5=(3+4)	SARO	Unobligated	Adjustments (Reductions, Modifications/Augmentations)	Transfer To	Transfer From	Adjusted Allotments	11=(8+7+9)(10+10)	1st Quarter Ending March 31	2nd Quarter Ending June 30	3rd Quarter Ending September 30	4th Quarter Ending December 31	Total	1st Quarter Ending March 31	2nd Quarter Ending June 30	3rd Quarter Ending September 30	4th Quarter Ending December 31	Total	Unused Funds		Unpaid Obligations (16-21)=(24+25)	
		3	4	5=(3+4)	6	7	8	9	10	11=(8+7+9)(10+10)	12	13	14	15	16=(12+13+14+15)	17	18	19	20	21=(17+18+19+20)	22=(5-11)	23=(11-15)	24	25		
Tax policy research and formulation (Indirect Tax)	3101001000050	0.00	0.00	0.00	0.00	559,049.29	0.00	0.00	0.00	559,049.29	483.00	0.00	0.00	0.00	483.00	483.00	0.00	0.00	0.00	0.00	483.00	0.00	559,566.29	0.00	0.00	0.00
MOOE		0.00	0.00	0.00	0.00	559,049.29	0.00	0.00	0.00	559,049.29	483.00	0.00	0.00	0.00	483.00	483.00	0.00	0.00	0.00	0.00	483.00	0.00	559,566.29	0.00	0.00	0.00
Preparation of inputs of financial and economic policies in various international fora	3101001000060	0.00	0.00	0.00	0.00	808,133.22	0.00	0.00	0.00	808,133.22	231,384.53	0.00	0.00	0.00	231,384.53	215,093.77	0.00	0.00	0.00	0.00	215,093.77	0.00	576,748.69	10,290.75	0.00	0.00
MOOE		0.00	0.00	0.00	0.00	808,133.22	0.00	0.00	0.00	808,133.22	231,384.53	0.00	0.00	0.00	231,384.53	215,093.77	0.00	0.00	0.00	0.00	215,093.77	0.00	576,748.69	10,290.75	0.00	0.00
Oversight of tax law implementation and processing of tax exemption requests	3101001000070	0.00	0.00	0.00	0.00	6,934,935.87	0.00	0.00	0.00	6,934,935.87	43,358.90	0.00	0.00	0.00	43,358.90	43,358.90	0.00	0.00	0.00	0.00	43,358.90	0.00	6,891,576.97	0.00	0.00	0.00
MOOE		0.00	0.00	0.00	0.00	6,934,935.87	0.00	0.00	0.00	6,934,935.87	43,358.90	0.00	0.00	0.00	43,358.90	43,358.90	0.00	0.00	0.00	0.00	43,358.90	0.00	6,891,576.97	0.00	0.00	0.00
ASSET AND LIABILITY MANAGEMENT PROGRAM		0.00	0.00	0.00	0.00	2,200,027.00	0.00	0.00	0.00	2,200,027.00	666,642.72	0.00	0.00	0.00	666,642.72	549,594.87	0.00	0.00	0.00	0.00	549,594.87	0.00	1,533,384.28	117,047.85	0.00	0.00
Privatization Group and Council Secretariat support	3201001000010	0.00	0.00	0.00	0.00	962,962.13	0.00	0.00	0.00	962,962.13	205,857.11	0.00	0.00	0.00	205,857.11	91,669.26	0.00	0.00	0.00	0.00	91,669.26	0.00	757,105.02	114,167.85	0.00	0.00
MOOE		0.00	0.00	0.00	0.00	962,962.13	0.00	0.00	0.00	962,962.13	205,857.11	0.00	0.00	0.00	205,857.11	91,669.26	0.00	0.00	0.00	0.00	91,669.26	0.00	757,105.02	114,167.85	0.00	0.00
Negotiation of international financing transactions	3201001000020	0.00	0.00	0.00	0.00	933,301.64	0.00	0.00	0.00	933,301.64	323,831.03	0.00	0.00	0.00	323,831.03	323,831.03	0.00	0.00	0.00	0.00	323,831.03	0.00	609,470.61	0.00	0.00	0.00
MOOE		0.00	0.00	0.00	0.00	933,301.64	0.00	0.00	0.00	933,301.64	323,831.03	0.00	0.00	0.00	323,831.03	323,831.03	0.00	0.00	0.00	0.00	323,831.03	0.00	609,470.61	0.00	0.00	0.00
Monitoring and evaluation of financial performance of the government corporate sector	3201001000030	0.00	0.00	0.00	0.00	303,763.23	0.00	0.00	0.00	303,763.23	136,954.58	0.00	0.00	0.00	136,954.58	134,094.58	0.00	0.00	0.00	0.00	134,094.58	0.00	166,808.65	2,860.00	0.00	0.00
MOOE		0.00	0.00	0.00	0.00	303,763.23	0.00	0.00	0.00	303,763.23	136,954.58	0.00	0.00	0.00	136,954.58	134,094.58	0.00	0.00	0.00	0.00	134,094.58	0.00	166,808.65	2,860.00	0.00	0.00
Sub-Total, Operations		0.00	0.00	0.00	0.00	16,581,242.22	0.00	0.00	0.00	16,581,242.22	2,142,346.38	0.00	0.00	0.00	2,142,346.38	1,875,036.65	0.00	0.00	0.00	0.00	1,875,036.65	0.00	14,438,895.84	267,309.73	0.00	0.00
MOOE		0.00	0.00	0.00	0.00	16,581,242.22	0.00	0.00	0.00	16,581,242.22	2,142,346.38	0.00	0.00	0.00	2,142,346.38	1,875,036.65	0.00	0.00	0.00	0.00	1,875,036.65	0.00	14,438,895.84	267,309.73	0.00	0.00
Sub-Total, Agency Specific Budget		0.00	0.00	0.00	0.00	40,108,295.99	0.00	0.00	0.00	40,108,295.99	7,305,178.72	0.00	0.00	0.00	7,305,178.72	6,794,009.10	0.00	0.00	0.00	0.00	6,794,009.10	0.00	32,803,117.27	511,169.62	0.00	0.00
MOOE		0.00	0.00	0.00	0.00	34,478,951.99	0.00	0.00	0.00	34,478,951.99	7,305,178.72	0.00	0.00	0.00	7,305,178.72	6,794,009.10	0.00	0.00	0.00	0.00	6,794,009.10	0.00	27,173,773.27	511,169.62	0.00	0.00
CO		0.00	0.00	0.00	0.00	5,629,344.00	0.00	0.00	0.00	5,629,344.00	0.00	0.00	0.00	0.00	0.00	0.00	0.00	0.00	0.00	0.00	0.00	0.00	5,629,344.00	0.00	0.00	0.00
GRAND TOTAL		0.00	0.00	0.00	0.00	40,108,295.99	0.00	0.00	0.00	40,108,295.99	7,305,178.72	0.00	0.00	0.00	7,305,178.72	6,794,009.10	0.00	0.00	0.00	0.00	6,794,009.10	0.00	32,803,117.27	511,169.62	0.00	0.00
MOOE		0.00	0.00	0.00	0.00	34,478,951.99	0.00	0.00	0.00	34,478,951.99	7,305,178.72	0.00	0.00	0.00	7,305,178.72	6,794,009.10	0.00	0.00	0.00	0.00	6,794,009.10	0.00	27,173,773.27	511,169.62	0.00	0.00
CO		0.00	0.00	0.00	0.00	5,629,344.00	0.00	0.00	0.00	5,629,344.00	0.00	0.00	0.00	0.00	0.00	0.00	0.00	0.00	0.00	0.00	0.00	0.00	5,629,344.00	0.00	0.00	0.00
Recapitulation by OO:																										
Unobligated Allotment		0.00	0.00	0.00	0.00	16,581,242.22	0.00	0.00	0.00	16,581,242.22	2,142,346.38	0.00	0.00	0.00	2,142,346.38	1,875,036.65	0.00	0.00	0.00	0.00	1,875,036.65	0.00	14,438,895.84	267,309.73	0.00	0.00
FINANCIAL SUSTAINABILITY AND REVENUE STRENGTHENING PROGRAM		0.00	0.00	0.00	0.00	14,381,215.22	0.00	0.00	0.00	14,381,215.22	1,475,703.66	0.00	0.00	0.00	1,475,703.66	1,325,441.78	0.00	0.00	0.00	0.00	1,325,441.78	0.00	12,905,511.56	150,261.89	0.00	0.00
ASSET AND LIABILITY MANAGEMENT PROGRAM		0.00	0.00	0.00	0.00	2,200,027.00	0.00	0.00	0.00	2,200,027.00	666,642.72	0.00	0.00	0.00	666,642.72	549,594.87	0.00	0.00	0.00	0.00	549,594.87	0.00	1,533,384.28	117,047.85	0.00	0.00

Certified Correct:

MAY-ANNE D. PAGUIRIGAN
 Chief Administrative Officer, Budget Division

Certified Correct:

LOIDA P. LAGUYO
 Chief Accountant, Accounting Division

Recommending Approval:

LOLITA A. RAMIREZ
 Director IV, Central Financial Management Office

Approved By:

NIÑO RAYMOND B. ALVINA
 OIC Undersecretary, Policy Development and Management Services Group

STATEMENT OF APPROPRIATIONS, ALLOTMENTS, OBLIGATIONS, DISBURSEMENTS AND BALANCES
As at the Quarter Ending March 31, 2026


Department : Department of Finance (DOF)
Agency/Entity : Office of the Secretary
Operating Unit : < not applicable >
Organization Code (UACS) : 11 001 0000000
Fund Cluster : 04 - Foreign Assisted Projects Fund

Current Year Appropriations
Supplemental Appropriations
X Continuing Appropriations


(e.g. UACS Fund Cluster: 01-Regular Agency Fund, 02-Foreign Assisted Projects Fund, 03-Special Account-Locally Funded/Domestic Grants Fund, and 04-Special Account-Foreign Assisted/Foreign Grants Fund)

Particulars	UACS CODE	Appropriations			Allotments						Current Year Obligations					Current Year Disbursements				Balances					
		Authorized Appropriations	Adjustments (Transfer To/From, Modifications/Augmentations)	Adjusted Appropriations	Allotments		Adjustments (Reductions, Modifications/Augmentations)		Transfer To	Transfer From	Adjusted Allotments	1st Quarter Ending March 31	2nd Quarter Ending June 30	3rd Quarter Ending September 30	4th Quarter Ending December 31	Total	1st Quarter Ending March 31	2nd Quarter Ending June 30	3rd Quarter Ending September 30	4th Quarter Ending December 31	Total	Unused Funds		Unpaid Obligations (16-21)=(24+25)	
					SARO	Unobligated	8	9														10	11=(6+7)-(8)+9	12	13
Unobligated Allotment		0.00	0.00	0.00	0.00	11,704,651.68	0.00	0.00	0.00	11,704,651.68	313,109.77	0.00	0.00	0.00	313,109.77	299,157.85	0.00	0.00	0.00	0.00	299,157.85	0.00	11,391,541.91	13,951.92	0.00
I. Agency Specific Budget		0.00	0.00	0.00	0.00	11,704,651.68	0.00	0.00	0.00	11,704,651.68	313,109.77	0.00	0.00	0.00	313,109.77	299,157.85	0.00	0.00	0.00	0.00	299,157.85	0.00	11,391,541.91	13,951.92	0.00
Operations	3000000000000	0.00	0.00	0.00	0.00	11,704,651.68	0.00	0.00	0.00	11,704,651.68	313,109.77	0.00	0.00	0.00	313,109.77	299,157.85	0.00	0.00	0.00	0.00	299,157.85	0.00	11,391,541.91	13,951.92	0.00
OO : Asset and debt effectively managed		0.00	0.00	0.00	0.00	11,704,651.68	0.00	0.00	0.00	11,704,651.68	313,109.77	0.00	0.00	0.00	313,109.77	299,157.85	0.00	0.00	0.00	0.00	299,157.85	0.00	11,391,541.91	13,951.92	0.00
ASSET AND LIABILITY MANAGEMENT PROGRAM		0.00	0.00	0.00	0.00	11,704,651.68	0.00	0.00	0.00	11,704,651.68	313,109.77	0.00	0.00	0.00	313,109.77	299,157.85	0.00	0.00	0.00	0.00	299,157.85	0.00	11,391,541.91	13,951.92	0.00
Negotiation of international financing transactions	3201001000020	0.00	0.00	0.00	0.00	11,704,651.68	0.00	0.00	0.00	11,704,651.68	313,109.77	0.00	0.00	0.00	313,109.77	299,157.85	0.00	0.00	0.00	0.00	299,157.85	0.00	11,391,541.91	13,951.92	0.00
MOOE		0.00	0.00	0.00	0.00	11,704,651.68	0.00	0.00	0.00	11,704,651.68	313,109.77	0.00	0.00	0.00	313,109.77	299,157.85	0.00	0.00	0.00	0.00	299,157.85	0.00	11,391,541.91	13,951.92	0.00
Sub-Total, Operations		0.00	0.00	0.00	0.00	11,704,651.68	0.00	0.00	0.00	11,704,651.68	313,109.77	0.00	0.00	0.00	313,109.77	299,157.85	0.00	0.00	0.00	0.00	299,157.85	0.00	11,391,541.91	13,951.92	0.00
MOOE		0.00	0.00	0.00	0.00	11,704,651.68	0.00	0.00	0.00	11,704,651.68	313,109.77	0.00	0.00	0.00	313,109.77	299,157.85	0.00	0.00	0.00	0.00	299,157.85	0.00	11,391,541.91	13,951.92	0.00
Sub-Total, I. Agency Specific Budget		0.00	0.00	0.00	0.00	11,704,651.68	0.00	0.00	0.00	11,704,651.68	313,109.77	0.00	0.00	0.00	313,109.77	299,157.85	0.00	0.00	0.00	0.00	299,157.85	0.00	11,391,541.91	13,951.92	0.00
MOOE		0.00	0.00	0.00	0.00	11,704,651.68	0.00	0.00	0.00	11,704,651.68	313,109.77	0.00	0.00	0.00	313,109.77	299,157.85	0.00	0.00	0.00	0.00	299,157.85	0.00	11,391,541.91	13,951.92	0.00
GRAND TOTAL		0.00	0.00	0.00	0.00	11,704,651.68	0.00	0.00	0.00	11,704,651.68	313,109.77	0.00	0.00	0.00	313,109.77	299,157.85	0.00	0.00	0.00	0.00	299,157.85	0.00	11,391,541.91	13,951.92	0.00
MOOE		0.00	0.00	0.00	0.00	11,704,651.68	0.00	0.00	0.00	11,704,651.68	313,109.77	0.00	0.00	0.00	313,109.77	299,157.85	0.00	0.00	0.00	0.00	299,157.85	0.00	11,391,541.91	13,951.92	0.00
Recapitulation by OO:																									
Unobligated Allotment		0.00	0.00	0.00	0.00	11,704,651.68	0.00	0.00	0.00	11,704,651.68	313,109.77	0.00	0.00	0.00	313,109.77	299,157.85	0.00	0.00	0.00	0.00	299,157.85	0.00	11,391,541.91	13,951.92	0.00
ASSET AND LIABILITY MANAGEMENT PROGRAM		0.00	0.00	0.00	0.00	11,704,651.68	0.00	0.00	0.00	11,704,651.68	313,109.77	0.00	0.00	0.00	313,109.77	299,157.85	0.00	0.00	0.00	0.00	299,157.85	0.00	11,391,541.91	13,951.92	0.00

Certified Correct:


MAY-ANNE D. PAGUIRIGAN
Chief Administrative Officer, Budget Division

Certified Correct:


LOIDA P. LAGUYO
Chief Accountant, Accounting Division

Recommending Approval:


LOLITA A. RAMIREZ
Director IV, Central Financial Management Office

Approved By:


NIÑO RAYMOND B. ALVINA
OIC Undersecretary, Policy Development and Management Services Group

SUMMARY OF APPROPRIATIONS, ALLOTMENTS, OBLIGATIONS, DISBURSEMENTS AND BALANCES BY OBJECT OF EXPENDITURES
As at the Quarter Ending March 31, 2026

Department : Department of Finance (DOF)
 Agency/Entity : Office of the Secretary
 Operating Unit : < not applicable >
 Organization Code (UACS) : 11 001 0000000
 Fund Cluster : 01 - Regular Agency Fund
 (e.g. UACS Fund Cluster: 01-Regular Agency Fund, 02-Foreign Assisted Projects Fund, 03-Special Account-Locally Funded/Domestic Grants Fund, and 04-Special Account-Foreign Assisted/Foreign Grants Fund)

X Current Year Appropriations
 Supplemental Appropriations
 Continuing Appropriations

Particulars	UACS CODE	Appropriations					Allotments		Obligations							Disbursements				Balances			
		Authorized Appropriations	Adjustments (Transfer To/From, Modifications/ Augmentations)	Adjusted Appropriations	Allotments Received	Adjustments (Reductions, Modifications/ Augmentations)	Transfer To	Transfer From	Adjusted Allotments	1st Quarter Ending March 31	2nd Quarter Ending June 30	3rd Quarter Ending September 30	4th Quarter Ending December 31	Total	1st Quarter Ending March 31	2nd Quarter Ending June 30	3rd Quarter Ending September 30	4th Quarter Ending December 31	Total	Unreleased Appropriations	Unobligated Allotments	Unpaid Obligations (15-20)=(23+24)	
1	2	3	4	5=(3+4)	6	7	8	9	10=[(8+(-)7)-5+9]	11	12	13	14	15=[11+12+13+14]	16	17	18	19	20=[16+17+18+19]	21=(5-10)	22=(10-15)	23	24
SUMMARY		1,320,598,000.00	1,886,872.00	1,322,484,872.00	1,216,949,000.00	1,886,872.00	0.00	0.00	1,218,835,872.00	456,062,069.18	0.00	0.00	0.00	456,062,069.18	207,805,198.43	0.00	0.00	0.00	207,805,198.43	103,649,000.00	762,253,082.82	93,581,203.85	154,716,407.70
A. AGENCY SPECIFIC BUDGET		1,278,317,000.00	1,614,000.00	1,279,931,000.00	1,174,668,000.00	1,614,000.00	0.00	0.00	1,176,282,000.00	445,595,891.36	0.00	0.00	0.00	445,595,891.36	197,497,554.92	0.00	0.00	0.00	197,497,554.92	103,649,000.00	730,686,108.64	83,381,928.74	154,716,407.70
Personnel Services		480,332,000.00	0.00	480,332,000.00	480,332,000.00	0.00	0.00	0.00	480,332,000.00	136,854,501.04	0.00	0.00	0.00	136,854,501.04	104,831,352.45	0.00	0.00	0.00	104,831,352.45	0.00	343,477,498.96	31,303,968.69	719,239.50
Salaries and Wages		368,979,000.00	(963,986.00)	368,015,014.00	368,979,000.00	(963,986.00)	0.00	0.00	368,015,014.00	125,238,433.83	0.00	0.00	0.00	125,238,433.83	94,642,678.93	0.00	0.00	0.00	94,642,678.93	0.00	242,776,580.17	30,595,754.96	0.00
Salaries and Wages - Regular	5010101000	352,325,000.00	(4,668,536.00)	347,656,464.00	352,325,000.00	(4,668,536.00)	0.00	0.00	347,656,464.00	115,496,314.72	0.00	0.00	0.00	115,496,314.72	87,382,521.74	0.00	0.00	0.00	87,382,521.74	0.00	232,180,149.28	28,112,792.98	0.00
Basic Salary - Civilian	5010101001	352,325,000.00	(4,668,536.00)	347,656,464.00	352,325,000.00	(4,668,536.00)	0.00	0.00	347,656,464.00	115,496,314.72	0.00	0.00	0.00	115,496,314.72	87,382,521.74	0.00	0.00	0.00	87,382,521.74	0.00	232,180,149.28	28,112,792.98	0.00
Salaries and Wages - Casual/Contractual	5010102000	16,654,000.00	3,704,550.00	20,358,550.00	16,654,000.00	3,704,550.00	0.00	0.00	20,358,550.00	9,742,118.11	0.00	0.00	0.00	9,742,118.11	7,259,157.19	0.00	0.00	0.00	7,259,157.19	0.00	10,616,430.89	2,482,961.92	0.00
Other Compensation		100,410,000.00	958,986.00	101,368,986.00	100,410,000.00	958,986.00	0.00	0.00	101,368,986.00	9,307,918.39	0.00	0.00	0.00	9,307,918.39	7,886,324.70	0.00	0.00	0.00	7,886,324.70	0.00	92,061,067.81	702,354.19	719,239.50
Personal Economic Relief Allowance (PERA)	5010201000	9,744,000.00	0.00	9,744,000.00	9,744,000.00	0.00	0.00	0.00	9,744,000.00	3,393,727.30	0.00	0.00	0.00	3,393,727.30	3,303,222.57	0.00	0.00	0.00	3,303,222.57	0.00	6,350,272.70	90,504.73	0.00
PERA - Civilian	5010201001	9,744,000.00	0.00	9,744,000.00	9,744,000.00	0.00	0.00	0.00	9,744,000.00	3,393,727.30	0.00	0.00	0.00	3,393,727.30	3,303,222.57	0.00	0.00	0.00	3,303,222.57	0.00	6,350,272.70	90,504.73	0.00
Representation Allowance (RA)	5010202000	9,624,000.00	0.00	9,624,000.00	9,624,000.00	0.00	0.00	0.00	9,624,000.00	2,980,125.00	0.00	0.00	0.00	2,980,125.00	2,641,125.00	0.00	0.00	0.00	2,641,125.00	0.00	6,843,875.00	339,000.00	0.00
Transportation Allowance (TA)	5010203000	9,624,000.00	0.00	9,624,000.00	9,624,000.00	0.00	0.00	0.00	9,624,000.00	1,898,500.00	0.00	0.00	0.00	1,898,500.00	1,725,500.00	0.00	0.00	0.00	1,725,500.00	0.00	7,725,500.00	173,000.00	0.00
Transportation Allowance (TA) - Civilian	5010203001	9,624,000.00	0.00	9,624,000.00	9,624,000.00	0.00	0.00	0.00	9,624,000.00	1,898,500.00	0.00	0.00	0.00	1,898,500.00	1,725,500.00	0.00	0.00	0.00	1,725,500.00	0.00	7,725,500.00	173,000.00	0.00
Clothing/Uniform Allowance	5010204000	2,842,000.00	0.00	2,842,000.00	2,842,000.00	0.00	0.00	0.00	2,842,000.00	0.00	0.00	0.00	0.00	0.00	0.00	0.00	0.00	0.00	0.00	0.00	2,842,000.00	0.00	0.00
Clothing/Uniform Allowance - Civilian	5010204001	2,842,000.00	0.00	2,842,000.00	2,842,000.00	0.00	0.00	0.00	2,842,000.00	0.00	0.00	0.00	0.00	0.00	0.00	0.00	0.00	0.00	0.00	0.00	2,842,000.00	0.00	0.00
Subsistence Allowance (SA)	5010205000	40,000.00	0.00	40,000.00	40,000.00	0.00	0.00	0.00	40,000.00	4,925.00	0.00	0.00	0.00	4,925.00	4,925.00	0.00	0.00	0.00	4,925.00	0.00	35,075.00	0.00	0.00
Subsistence Allowance - Magna Carta for Public Health Workers under R.A. 7305	5010205003	40,000.00	0.00	40,000.00	40,000.00	0.00	0.00	0.00	40,000.00	4,925.00	0.00	0.00	0.00	4,925.00	4,925.00	0.00	0.00	0.00	4,925.00	0.00	35,075.00	0.00	0.00
Laundry Allowance (LA)	5010206000	5,000.00	0.00	5,000.00	5,000.00	0.00	0.00	0.00	5,000.00	671.59	0.00	0.00	0.00	671.59	671.59	0.00	0.00	0.00	671.59	0.00	4,328.41	0.00	0.00
Laundry Allowance - Magna Carta Benefits for Public Health Workers under R.A. 7305	5010206004	5,000.00	0.00	5,000.00	5,000.00	0.00	0.00	0.00	5,000.00	671.59	0.00	0.00	0.00	671.59	671.59	0.00	0.00	0.00	671.59	0.00	4,328.41	0.00	0.00
Overseas Allowance (OA)	5010209000	5,366,000.00	0.00	5,366,000.00	5,366,000.00	0.00	0.00	0.00	5,366,000.00	0.00	0.00	0.00	0.00	0.00	0.00	0.00	0.00	0.00	0.00	0.00	5,366,000.00	0.00	0.00
Overseas Allowance - Civilian	5010209001	5,366,000.00	0.00	5,366,000.00	5,366,000.00	0.00	0.00	0.00	5,366,000.00	0.00	0.00	0.00	0.00	0.00	0.00	0.00	0.00	0.00	0.00	0.00	5,366,000.00	0.00	0.00
Hazard Pay (HP)	5010211000	381,000.00	0.00	381,000.00	381,000.00	0.00	0.00	0.00	381,000.00	70,983.50	0.00	0.00	0.00	70,983.50	70,983.50	0.00	0.00	0.00	70,983.50	0.00	310,016.50	0.00	0.00
HP - Magna Carta Benefits for Public Health Workers under R.A. 7305	5010211005	381,000.00	0.00	381,000.00	381,000.00	0.00	0.00	0.00	381,000.00	70,983.50	0.00	0.00	0.00	70,983.50	70,983.50	0.00	0.00	0.00	70,983.50	0.00	310,016.50	0.00	0.00
Overtime and Night Pay	5010213000	0.00	958,986.00	958,986.00	0.00	958,986.00	0.00	0.00	958,986.00	958,986.00	0.00	0.00	0.00	958,986.00	139,897.04	0.00	0.00	0.00	139,897.04	0.00	0.00	99,649.46	719,239.50
Overtime Pay	5010213001	0.00	958,986.00	958,986.00	0.00	958,986.00	0.00	0.00	958,986.00	958,986.00	0.00	0.00	0.00	958,986.00	139,897.04	0.00	0.00	0.00	139,897.04	0.00	0.00	99,649.46	719,239.50
Year End Bonus	5010214000	29,362,000.00	0.00	29,362,000.00	29,362,000.00	0.00	0.00	0.00	29,362,000.00	0.00	0.00	0.00	0.00	0.00	0.00	0.00	0.00	0.00	0.00	0.00	29,362,000.00	0.00	0.00
Bonus - Civilian	5010214001	29,362,000.00	0.00	29,362,000.00	29,362,000.00	0.00	0.00	0.00	29,362,000.00	0.00	0.00	0.00	0.00	0.00	0.00	0.00	0.00	0.00	0.00	0.00	29,362,000.00	0.00	0.00
Cash Gift	5010215000	2,030,000.00	0.00	2,030,000.00	2,030,000.00	0.00	0.00	0.00	2,030,000.00	0.00	0.00	0.00	0.00	0.00	0.00	0.00	0.00	0.00	0.00	0.00	2,030,000.00	0.00	0.00
Cash Gift - Civilian	5010215001	2,030,000.00	0.00	2,030,000.00	2,030,000.00	0.00	0.00	0.00	2,030,000.00	0.00	0.00	0.00	0.00	0.00	0.00	0.00	0.00	0.00	0.00	0.00	2,030,000.00	0.00	0.00
Mid-Year Bonus - Civilian	5010216000	29,362,000.00	0.00	29,362,000.00	29,362,000.00	0.00	0.00	0.00	29,362,000.00	0.00	0.00	0.00	0.00	0.00	0.00	0.00	0.00	0.00	0.00	0.00	29,362,000.00	0.00	0.00
Mid-Year Bonus - Civilian	5010216001	29,362,000.00	0.00	29,362,000.00	29,362,000.00	0.00	0.00	0.00	29,362,000.00	0.00	0.00	0.00	0.00	0.00	0.00	0.00	0.00	0.00	0.00	0.00	29,362,000.00	0.00	0.00
Other Bonuses and Allowances	5010299000	2,030,000.00	0.00	2,030,000.00	2,030,000.00	0.00	0.00	0.00	2,030,000.00	0.00	0.00	0.00	0.00	0.00	0.00	0.00	0.00	0.00	0.00	0.00	2,030,000.00	0.00	0.00
Productivity Enhancement Incentive - Civilian	5010299012	2,030,000.00	0.00	2,030,000.00	2,030,000.00	0.00	0.00	0.00	2,030,000.00	0.00	0.00	0.00	0.00	0.00	0.00	0.00	0.00	0.00	0.00	0.00	2,030,000.00	0.00	0.00
Personnel Benefit Contributions		8,926,000.00	0.00	8,926,000.00	8,926,000.00	0.00	0.00	0.00	8,926,000.00	2,228,148.82	0.00	0.00	0.00	2,228,148.82	2,222,348.82	0.00	0.00	0.00	2,222,348.82	0.00	6,697,851.18	5,800.00	0.00
Pag-IBIG Contributions	5010302000	975,000.00	0.00	975,000.00	975,000.00	0.00	0.00	0.00	975,000.00	252,200.00	0.00	0.00	0.00	252,200.00	249,800.00	0.00	0.00	0.00	249,800.00	0.00	722,800.00	2,400.00	0.00
Pag-IBIG - Civilian	5010302001	975,000.00	0.00	975,000.00	975,000.00	0.00	0.00	0.00	975,000.00	252,200.00	0.00												

Department : Department of Finance (DOF)
 Agency/Entity : Office of the Secretary
 Operating Unit : < not applicable >
 Organization Code (UACS) : 11 001 000000
 Fund Cluster : 01 - Regular Agency Fund

X Current Year Appropriations
 Supplemental Appropriations
 Continuing Appropriations


(e.g. UACS Fund Cluster: 01-Regular Agency Fund, 02-Foreign Assisted Projects Fund, 03-Special Account-Locally Funded/Domestic Grants Fund, and 04-Special Account-Foreign Assisted/Foreign Grants Fund)


Particulars	UACS CODE	Appropriations					Allotments		Obligations					Disbursements				Balances						
		Authorized Appropriations	Adjustments (Transfer To/From, Modifications/Augmentations)	Adjusted Appropriations	Allotments Received	Adjustments (Reductions, Modifications/Augmentations)	Transfer To	Transfer From	Adjusted Allotments	1st Quarter Ending March 31	2nd Quarter Ending June 30	3rd Quarter Ending September 30	4th Quarter Ending December 31	Total	1st Quarter Ending March 31	2nd Quarter Ending June 30	3rd Quarter Ending September 30	4th Quarter Ending December 31	Total	Unreleased Appropriations	Unobligated Allotments	Unpaid Obligations (15-20)=(23+24)		
1	2	3	4	5=(3+4)	6	7	8	9	10=(6+(-7)-8+9)	11	12	13	14	15=(11+12+13+14)	16	17	18	19	20=(16+17+18+19)	21=(5-10)	22=(10-15)	23	24	
Traveling Expenses - Local	5020101000	11,563,000.00	241,875.27	11,804,875.27	9,563,000.00	241,875.27	0.00	0.00	9,804,875.27	920,977.18	0.00	0.00	0.00	920,977.18	903,377.18	0.00	0.00	0.00	903,377.18	2,000,000.00	8,883,888.09	17,600.00	0.00	
Traveling Expenses - Foreign	5020102000	71,920,000.00	(4,701,670.22)	67,218,329.78	56,091,000.00	(4,701,670.22)	0.00	0.00	61,389,329.78	1,462,960.46	0.00	0.00	0.00	1,462,960.46	1,116,234.78	0.00	0.00	0.00	1,116,234.78	15,829,000.00	49,926,349.32	346,745.68	0.00	
Training and Scholarship Expenses		43,782,000.00	(810,978.17)	42,971,021.83	33,782,000.00	(810,978.17)	0.00	0.00	32,971,021.83	1,008,773.60	0.00	0.00	0.00	1,008,773.60	1,008,773.60	0.00	0.00	0.00	1,008,773.60	10,000,000.00	31,962,248.23	0.00	0.00	
Training Expenses	5020201000	43,782,000.00	(810,978.17)	42,971,021.83	33,782,000.00	(810,978.17)	0.00	0.00	32,971,021.83	1,008,773.60	0.00	0.00	0.00	1,008,773.60	1,008,773.60	0.00	0.00	0.00	1,008,773.60	10,000,000.00	31,962,248.23	0.00	0.00	
ICT Training Expenses	5020201001	10,465,000.00	0.00	10,465,000.00	10,465,000.00	0.00	0.00	0.00	10,465,000.00	0.00	0.00	0.00	0.00	0.00	0.00	0.00	0.00	0.00	0.00	0.00	10,465,000.00	0.00	0.00	
Training Expenses	5020201002	33,297,000.00	(810,978.17)	32,486,021.83	23,297,000.00	(810,978.17)	0.00	0.00	22,486,021.83	1,008,773.60	0.00	0.00	0.00	1,008,773.60	1,008,773.60	0.00	0.00	0.00	1,008,773.60	10,000,000.00	21,477,248.23	0.00	0.00	
Supplies and Materials Expenses		23,020,000.00	3,085,275.64	26,105,275.64	20,854,000.00	3,085,275.64	0.00	0.00	23,939,275.64	2,606,915.48	0.00	0.00	0.00	2,606,915.48	1,735,209.51	0.00	0.00	0.00	1,735,209.51	2,166,000.00	21,332,360.16	17,265.97	854,440.00	
Office Supplies Expenses	5020301000	6,276,000.00	(212,849.73)	6,063,150.27	4,751,000.00	(212,849.73)	0.00	0.00	4,538,150.27	1,100,571.47	0.00	0.00	0.00	1,100,571.47	984,791.47	0.00	0.00	0.00	984,791.47	1,525,000.00	3,437,578.80	0.00	115,760.00	
ICT Office Supplies	5020301001	249,000.00	(7,000.00)	242,000.00	249,000.00	(7,000.00)	0.00	0.00	242,000.00	15,500.00	0.00	0.00	0.00	15,500.00	0.00	0.00	0.00	0.00	0.00	0.00	225,500.00	0.00	16,500.00	
Office Supplies Expenses	5020301002	6,027,000.00	(205,849.73)	5,821,150.27	4,502,000.00	(205,849.73)	0.00	0.00	4,296,150.27	1,084,071.47	0.00	0.00	0.00	1,084,071.47	984,791.47	0.00	0.00	0.00	984,791.47	1,525,000.00	3,212,078.80	0.00	99,290.00	
Accountable Forms Expenses	5020302000	0.00	31,000.00	31,000.00	0.00	31,000.00	0.00	0.00	31,000.00	31,000.00	0.00	0.00	0.00	31,000.00	0.00	0.00	0.00	0.00	31,000.00	0.00	0.00	0.00	0.00	
Non-Accountable Forms Expenses	5020503000	500,000.00	0.00	500,000.00	500,000.00	0.00	0.00	0.00	500,000.00	0.00	0.00	0.00	0.00	0.00	0.00	0.00	0.00	0.00	0.00	0.00	500,000.00	0.00	0.00	
Drugs and Medicines Expenses	5020307000	1,000,000.00	0.00	1,000,000.00	1,000,000.00	0.00	0.00	0.00	1,000,000.00	405,584.50	0.00	0.00	0.00	405,584.50	23,084.50	0.00	0.00	0.00	23,084.50	0.00	994,415.50	0.00	382,500.00	
Medical, Dental and Laboratory Supplies Expenses	5020308000	70,000.00	0.00	70,000.00	70,000.00	0.00	0.00	0.00	70,000.00	14,038.50	0.00	0.00	0.00	14,038.50	14,038.50	0.00	0.00	0.00	14,038.50	0.00	55,961.50	0.00	0.00	
Fuel, Oil and Lubricants Expenses	5020309000	3,262,000.00	3,015,211.37	6,277,211.37	3,262,000.00	3,015,211.37	0.00	0.00	6,277,211.37	686,465.31	0.00	0.00	0.00	686,465.31	651,026.34	0.00	0.00	0.00	651,026.34	0.00	5,610,746.06	15,438.97	0.00	
Semi-Expendable Machinery and Equipment	5020321000	9,278,000.00	0.00	9,278,000.00	8,637,000.00	0.00	0.00	0.00	8,637,000.00	0.00	0.00	0.00	0.00	0.00	0.00	0.00	0.00	0.00	0.00	0.00	240,000.00	0.00	0.00	
Office Equipment	5020321002	240,000.00	0.00	240,000.00	240,000.00	0.00	0.00	0.00	240,000.00	0.00	0.00	0.00	0.00	0.00	0.00	0.00	0.00	0.00	0.00	0.00	0.00	0.00	0.00	
Information and Communications Technology Equipment	5020321003	8,998,000.00	0.00	8,998,000.00	8,358,000.00	0.00	0.00	0.00	8,358,000.00	0.00	0.00	0.00	0.00	0.00	0.00	0.00	0.00	0.00	0.00	0.00	641,000.00	8,359,000.00	0.00	0.00
Other Machinery and Equipment	5020321099	35,000.00	0.00	35,000.00	39,000.00	0.00	0.00	0.00	39,000.00	0.00	0.00	0.00	0.00	0.00	0.00	0.00	0.00	0.00	0.00	0.00	39,000.00	0.00	0.00	
Semi-Expendable Furniture, Fixtures and Books	5020322000	0.00	251,914.00	251,914.00	0.00	251,914.00	0.00	0.00	251,914.00	251,914.00	0.00	0.00	0.00	251,914.00	0.00	0.00	0.00	0.00	0.00	0.00	0.00	1,114.00	250,800.00	
Furniture and Fixtures	5020322001	0.00	251,914.00	251,914.00	0.00	251,914.00	0.00	0.00	251,914.00	251,914.00	0.00	0.00	0.00	251,914.00	0.00	0.00	0.00	0.00	0.00	0.00	0.00	1,114.00	250,800.00	
Other Supplies and Materials Expenses	5020399000	2,634,000.00	0.00	2,634,000.00	2,634,000.00	0.00	0.00	0.00	2,634,000.00	137,341.70	0.00	0.00	0.00	137,341.70	31,268.70	0.00	0.00	0.00	31,268.70	3,000,000.00	29,152,020.71	0.00	0.00	
Utility Expenses		38,875,000.00	0.00	38,875,000.00	35,875,000.00	0.00	0.00	0.00	35,875,000.00	6,722,979.29	0.00	0.00	0.00	6,722,979.29	0.00	0.00	0.00	0.00	6,722,979.29	3,000,000.00	29,152,020.71	0.00	0.00	
Water Expenses	5020401000	4,375,000.00	0.00	4,375,000.00	2,875,000.00	0.00	0.00	0.00	2,875,000.00	938,495.49	0.00	0.00	0.00	938,495.49	938,495.49	0.00	0.00	0.00	938,495.49	1,500,000.00	1,936,504.51	0.00	0.00	
Electricity Expenses	5020402000	34,500,000.00	0.00	34,500,000.00	33,000,000.00	0.00	0.00	0.00	33,000,000.00	5,784,483.80	0.00	0.00	0.00	5,784,483.80	5,784,483.80	0.00	0.00	0.00	5,784,483.80	1,500,000.00	27,215,516.20	0.00	0.00	
Communication Expenses		19,961,000.00	299,842.55	20,260,842.55	19,961,000.00	299,842.55	0.00	0.00	20,260,842.55	7,312,998.85	0.00	0.00	0.00	7,312,998.85	1,857,910.34	0.00	0.00	0.00	1,857,910.34	0.00	12,847,843.70	1,313,423.01	4,141,665.50	
Postage and Courier Services	5020501000	246,000.00	(49,760.00)	196,240.00	246,000.00	(49,760.00)	0.00	0.00	196,240.00	22,817.95	0.00	0.00	0.00	22,817.95	22,817.95	0.00	0.00	0.00	22,817.95	0.00	173,422.05	0.00	0.00	
Telephone Expenses	5020502000	4,215,000.00	45,408.55	4,260,408.55	4,215,000.00	45,408.55	0.00	0.00	4,260,408.55	797,099.90	0.00	0.00	0.00	797,099.90	466,084.05	0.00	0.00	0.00	466,084.05	0.00	3,465,306.65	331,015.85	0.00	
Mobile	5020502001	3,744,000.00	13,000.00	3,757,000.00	3,744,000.00	13,000.00	0.00	0.00	3,757,000.00	752,000.00	0.00	0.00	0.00	752,000.00	444,000.00	0.00	0.00	0.00	444,000.00	0.00	3,005,000.00	308,000.00	0.00	
Landline	5020502002	471,000.00	32,408.55	503,408.55	471,000.00	32,408.55	0.00	0.00	503,408.55	45,099.90	0.00	0.00	0.00	45,099.90	22,084.05	0.00	0.00	0.00	22,084.05	0.00	458,306.65	23,015.85	0.00	
Internet Subscription Expenses	5020603000	15,500,000.00	500,000.00	16,000,000.00	15,500,000.00	500,000.00	0.00	0.00	16,000,000.00	6,468,887.00	0.00	0.00	0.00	6,468,887.00	1,364,814.34	0.00	0.00	0.00	1,364,814.34	0.00	9,311,113.00	982,407.16	4,141,665.50	
Cable, Satellite, Telegraph and Radio Expenses	5020534000	0.00	4,194.00	4,194.00	0.00	4,194.00	0.00	0.00	4,194.00	4,194.00	0.00	0.00	0.00	4,194.00	4,194.00	0.00	0.00	0.00	4,194.00	0.00	0.00	0.00	0.00	
Confidential, Intelligence and Extraordinary		6,058,000.00	33,000.00	6,091,000.00	6,058,000.00	33,000.00	0.00	0.00	6,091,000.00	1,215,000.00	0.00	0.00	0.00	1,215,000.00	886,200.00	0.00	0.00	0.00	886,200.00	0.00	4,876,000.00	528,800.00	0.00	
Extraordinary and Miscellaneous Expenses	5021003000	6,058,000.00	33,000.00	6,091,000.00	6,058,000.00	33,000.00	0.00	0.00	6,091,000.00	1,215,000.00	0.00	0.00	0.00	1,215,000.00	886,200.00	0.00	0.00	0.00	886,200.00	0.00	4,876,000.00	528,800.00	0.00	
Professional Services		206,387,000.00	11,749,873.32	218,136,873.32	164,676,000.00	11,749,873.32	0.00	0.00	176,425,873.32	154,383,293.27	0.00	0.00	0.00	154,383,293.27	19,048,810.34	0.00	0.00	0.00	19,048,810.34	35,711,000.00	22,042,580.95	36,944,407.69	89,392,075.24	
Consultancy Services	5021103000	19,532,000.00	552,635.20	20,084,635.20	14,532,000.00	552,635.20	0.00	0.00	15,084,635.20	4,063,211.69</														


Department : Department of Finance (DOF)
 Agency/Entity : Office of the Secretary
 Operating Unit : < not applicable >
 Organization Code (UACS) : 11 001 000000
 Fund Cluster : 01 - Regular Agency Fund
 (e.g. UACS Fund Cluster: 01-Regular Agency Fund, 02-Foreign Assisted Projects Fund, 03-Special Account-Locally Funded/Domestic Grants Fund, and 04-Special Account-Foreign Assisted/Foreign Grants Fund)

X Current Year Appropriations
 Supplemental Appropriations
 Continuing Appropriations

Particulars	UACS CODE	Appropriations		Allotments		Obligations					Disbursements				Balances				
		Authorized Appropriations	Adjusted Appropriations	Allotments Received	Adjusted Allotments	1st Quarter Ending March 31	2nd Quarter Ending June 30	3rd Quarter Ending September 30	4th Quarter Ending December 31	Total	1st Quarter Ending March 31	2nd Quarter Ending June 30	3rd Quarter Ending September 30	4th Quarter Ending December 31	Total	Unreleased Appropriations	Unobligated Allotments	Unpaid Obligations (15-20)=(23+24)	
																		Due and Demandable	Net Yet Due and Demandable
Taxes, Duties and Licenses	5021501001	1,060,000.00	1,060,000.00	1,060,000.00	1,060,000.00	6,430.00	0.00	0.00	0.00	6,430.00	0.00	0.00	0.00	6,430.00	0.00	0.00	0.00	0.00	0.00
Fidelity Bond Premiums	5021502000	500,000.00	500,000.00	500,000.00	500,000.00	115,503.75	0.00	0.00	0.00	115,503.75	0.00	0.00	0.00	115,503.75	0.00	0.00	0.00	0.00	0.00
Insurance Expenses	5021503000	7,806,000.00	7,806,000.00	3,406,000.00	3,406,000.00	205,177.47	0.00	0.00	0.00	205,177.47	0.00	0.00	0.00	205,177.47	4,400,000.00	3,200,822.53	0.00	0.00	0.00
Other Maintenance and Operating Expenses	5029901000	203,025,000.00	197,320,973.05	181,372,000.00	181,372,000.00	66,859,678.63	0.00	0.00	0.00	66,859,678.63	0.00	0.00	0.00	66,859,678.63	21,653,000.00	109,408,294.42	2,196,820.50	9,725,820.00	0.00
Advertising Expenses	5029902000	550,000.00	550,000.00	850,000.00	850,000.00	0.00	0.00	0.00	0.00	0.00	0.00	0.00	0.00	0.00	0.00	850,000.00	0.00	0.00	0.00
Printing and Publication Expenses	5029902000	160,000.00	160,000.00	160,000.00	160,000.00	0.00	0.00	0.00	0.00	0.00	0.00	0.00	0.00	0.00	0.00	160,000.00	0.00	0.00	0.00
Representation Expenses	5029903000	3,962,000.00	3,642,572.19	3,862,000.00	3,862,000.00	634,539.19	0.00	0.00	0.00	634,539.19	0.00	0.00	0.00	634,539.19	0.00	0.00	0.00	0.00	0.00
Rent/Lease Expenses	5029905000	13,500,000.00	13,500,000.00	13,500,000.00	13,500,000.00	10,620,000.00	0.00	0.00	0.00	10,620,000.00	0.00	0.00	0.00	10,620,000.00	0.00	0.00	0.00	0.00	0.00
Rents - ICT Machinery and Equipment	5029905000	13,500,000.00	13,500,000.00	13,500,000.00	13,500,000.00	10,620,000.00	0.00	0.00	0.00	10,620,000.00	0.00	0.00	0.00	10,620,000.00	0.00	0.00	0.00	0.00	0.00
Subscription Expenses	5029907000	128,156,000.00	126,473,734.74	127,556,000.00	127,556,000.00	53,851,409.26	0.00	0.00	0.00	53,851,409.26	0.00	0.00	0.00	53,851,409.26	600,000.00	72,022,325.48	135,000.00	1,760,820.00	0.00
ICT Software Subscription	5029907001	99,872,000.00	99,872,000.00	99,272,000.00	99,272,000.00	53,848,832.26	0.00	0.00	0.00	53,848,832.26	0.00	0.00	0.00	53,848,832.26	0.00	0.00	0.00	0.00	0.00
Cloud Computing Service	5029907003	27,625,000.00	26,195,157.74	27,825,000.00	27,825,000.00	0.00	0.00	0.00	0.00	0.00	0.00	0.00	0.00	0.00	0.00	0.00	0.00	0.00	0.00
Library and Other Reading Materials Subscription Expenses	5029907004	453,000.00	453,000.00	459,000.00	459,000.00	0.00	0.00	0.00	0.00	0.00	0.00	0.00	0.00	0.00	0.00	404,000.00	0.00	0.00	0.00
Other Subscription Expenses	5029907099	0.00	2,577.00	2,577.00	2,577.00	0.00	0.00	0.00	0.00	2,577.00	0.00	0.00	0.00	2,577.00	0.00	0.00	0.00	0.00	0.00
Other Maintenance and Operating Expenses	5029999000	56,497,000.00	53,294,666.12	35,444,000.00	35,444,000.00	1,753,730.18	0.00	0.00	0.00	1,753,730.18	0.00	0.00	0.00	1,753,730.18	0.00	0.00	0.00	0.00	0.00
Other Maintenance and Operating Expenses	5029999099	56,497,000.00	53,294,666.12	35,444,000.00	35,444,000.00	1,753,730.18	0.00	0.00	0.00	1,753,730.18	0.00	0.00	0.00	1,753,730.18	0.00	0.00	0.00	0.00	0.00
Capital Outlays	5060400000	67,915,000.00	67,915,000.00	64,475,000.00	64,475,000.00	0.00	0.00	0.00	0.00	0.00	0.00	0.00	0.00	0.00	0.00	0.00	0.00	0.00	0.00
Property, Plant and Equipment Outlay	5060400000	67,915,000.00	67,915,000.00	64,475,000.00	64,475,000.00	0.00	0.00	0.00	0.00	0.00	0.00	0.00	0.00	0.00	0.00	0.00	0.00	0.00	0.00
Machinery and Equipment Outlay	5060405000	65,415,000.00	65,415,000.00	64,475,000.00	64,475,000.00	0.00	0.00	0.00	0.00	0.00	0.00	0.00	0.00	0.00	0.00	0.00	0.00	0.00	0.00
Information and Communication Technology Equipment	5060405003	60,415,000.00	60,415,000.00	59,475,000.00	59,475,000.00	0.00	0.00	0.00	0.00	0.00	0.00	0.00	0.00	0.00	0.00	0.00	0.00	0.00	0.00
ICT Software	5060405015	5,000,000.00	5,000,000.00	5,000,000.00	5,000,000.00	0.00	0.00	0.00	0.00	0.00	0.00	0.00	0.00	0.00	0.00	0.00	0.00	0.00	0.00
Transportation Equipment Outlay	5060406000	2,500,000.00	2,500,000.00	0.00	0.00	0.00	0.00	0.00	0.00	0.00	0.00	0.00	0.00	0.00	0.00	0.00	0.00	0.00	0.00
Motor Vehicles	5060406001	2,500,000.00	2,500,000.00	0.00	0.00	0.00	0.00	0.00	0.00	0.00	0.00	0.00	0.00	0.00	0.00	0.00	0.00	0.00	0.00
B. AUTOMATIC APPROPRIATIONS		42,281,000.00	42,281,000.00	42,281,000.00	42,281,000.00	10,214,046.62	0.00	0.00	0.00	10,214,046.62	0.00	0.00	0.00	10,214,046.62	0.00	0.00	0.00	0.00	0.00
Retirement and Life Insurance Premiums		42,281,000.00	42,281,000.00	42,281,000.00	42,281,000.00	10,214,046.62	0.00	0.00	0.00	10,214,046.62	0.00	0.00	0.00	10,214,046.62	0.00	0.00	0.00	0.00	0.00
C. SPECIAL PURPOSE FUNDS		0.00	272,872.00	272,872.00	272,872.00	272,871.20	0.00	0.00	0.00	272,871.20	0.00	0.00	0.00	272,871.20	0.00	0.00	0.00	0.00	0.00
Pension and Gratuity Fund		0.00	272,872.00	272,872.00	272,872.00	272,871.20	0.00	0.00	0.00	272,871.20	0.00	0.00	0.00	272,871.20	0.00	0.00	0.00	0.00	0.00
Other Personnel Benefits	5010400000	0.00	272,872.00	272,872.00	272,872.00	272,871.20	0.00	0.00	0.00	272,871.20	0.00	0.00	0.00	272,871.20	0.00	0.00	0.00	0.00	0.00
Terminal Leave Benefits		0.00	272,872.00	272,872.00	272,872.00	272,871.20	0.00	0.00	0.00	272,871.20	0.00	0.00	0.00	272,871.20	0.00	0.00	0.00	0.00	0.00
Terminal Leave Benefits - Civilian	5010433001	0.00	272,872.00	272,872.00	272,872.00	272,871.20	0.00	0.00	0.00	272,871.20	0.00	0.00	0.00	272,871.20	0.00	0.00	0.00	0.00	0.00
GRAND TOTAL		1,326,598,000.00	1,222,484,872.00	1,216,949,000.00	1,216,949,000.00	456,062,809.18	0.00	0.00	0.00	456,062,809.18	0.00	0.00	0.00	456,062,809.18	207,805,198.43	103,849,000.00	762,753,062.82	93,561,203.05	154,716,407.70

Certified Correct:

 MAY-ANNE D. PAGUIRIGAN
 Chief Administrative Officer, Budget Division

Certified Correct:

 LOIDA P. LAGUYO
 Chief Accountant, Accounting Division

Recommending Approval:

 LOLITA A. RAMIREZ
 Director IV, Central Financial Management Office

Approved By:

 NIÑO RAYMOND B. ALVINA
 OIC Undersecretary, Policy Development and Management Services Group

SUMMARY OF APPROPRIATIONS, ALLOTMENTS, OBLIGATIONS, DISBURSEMENTS AND BALANCES BY OBJECT OF EXPENDITURES
As at the Quarter Ending March 31, 2026

Department : Department of Finance (DOF)
 Agency/Entity : Office of the Secretary
 Operating Unit : < not applicable >
 Organization Code (UACS) : 11 001 000000
 Fund Cluster : 01 - Regular Agency Fund
 (e.g. UACS Fund Cluster: 01-Regular Agency Fund, 02-Foreign Assisted Projects Fund, 03-Special Account-Locally Funded/Domestic Grants Fund, and 04-Special Account-Foreign Assisted/Foreign Grants Fund)

Current Year Appropriations
 Supplemental Appropriations
 X Continuing Appropriations

Particulars	UACS CODE	Appropriations			Allotments						Obligations					Disbursements				Balances					
		Authorized Appropriations	Adjustments (Transfer To/From, Modifications/ Augmentations)	Adjusted Appropriations	Allotments		Adjustments (Reductions, Modifications/ Augmentations)		Transfer To	Transfer From	Adjusted Allotments	1st Quarter Ending March 31	2nd Quarter Ending June 30	3rd Quarter Ending September 30	4th Quarter Ending December 31	Total	1st Quarter Ending March 31	2nd Quarter Ending June 30	3rd Quarter Ending September 30	4th Quarter Ending December 31	Total	Unused Funds		Unpaid Obligations (18-21)=(24+25)	
		3	4	5=(3+4)	SARO	7	8	9	10	11=(8+10+9+10)	12	13	14	15	16=(12+13+14+15)	17	18	19	20	21=(17+18+19+20)	22=(5-11)	23=(11-16)	24	25	
SUMMARY		0.00	0.00	0.00	0.00	40,108,295.99	0.00	0.00	0.00	40,108,295.99	7,305,178.72	0.00	0.00	0.00	7,305,178.72	6,794,009.10	0.00	0.00	0.00	6,794,009.10	0.00	32,803,117.27	511,169.62	0.00	
Unobligated Allotment		0.00	0.00	0.00	0.00	40,108,295.99	0.00	0.00	0.00	40,108,295.99	7,305,178.72	0.00	0.00	0.00	7,305,178.72	6,794,009.10	0.00	0.00	0.00	6,794,009.10	0.00	32,803,117.27	511,169.62	0.00	
I. AGENCY SPECIFIC BUDGET		0.00	0.00	0.00	0.00	40,108,295.99	0.00	0.00	0.00	40,108,295.99	7,305,178.72	0.00	0.00	0.00	7,305,178.72	6,794,009.10	0.00	0.00	0.00	6,794,009.10	0.00	32,803,117.27	511,169.62	0.00	
Maintenance and Other Operating Expenses		0.00	0.00	0.00	0.00	34,478,951.99	0.00	0.00	0.00	34,478,951.99	7,305,178.72	0.00	0.00	0.00	7,305,178.72	6,794,009.10	0.00	0.00	0.00	6,794,009.10	0.00	27,173,775.27	511,169.62	0.00	
Traveling Expenses		0.00	0.00	0.00	0.00	3,620,968.69	(247,421.12)	0.00	0.00	3,373,547.57	645,750.29	0.00	0.00	0.00	645,750.29	619,355.39	0.00	0.00	0.00	619,355.39	0.00	2,727,797.28	25,394.90	0.00	
Traveling Expenses - Local	5020101000	0.00	0.00	0.00	0.00	55,445.74	226,675.35	0.00	0.00	282,121.09	243,764.59	0.00	0.00	0.00	243,764.59	240,184.59	0.00	0.00	0.00	240,184.59	0.00	38,358.50	3,580.00	0.00	
Traveling Expenses - Foreign	5020102000	0.00	0.00	0.00	0.00	3,565,522.95	(474,096.47)	0.00	0.00	3,091,426.48	401,985.70	0.00	0.00	0.00	401,985.70	379,170.80	0.00	0.00	0.00	379,170.80	0.00	2,689,440.78	22,814.90	0.00	
Training and Scholarship Expenses		0.00	0.00	0.00	0.00	2,025,777.93	223,235.68	0.00	0.00	2,249,013.61	323,156.08	0.00	0.00	0.00	323,156.08	273,556.81	0.00	0.00	0.00	273,556.81	0.00	1,925,857.53	49,599.27	0.00	
Training Expenses	5020201000	0.00	0.00	0.00	0.00	2,025,777.93	223,235.68	0.00	0.00	2,249,013.61	323,156.08	0.00	0.00	0.00	323,156.08	273,556.81	0.00	0.00	0.00	273,556.81	0.00	1,925,857.53	49,599.27	0.00	
ICT Training Expenses	5020201001	0.00	0.00	0.00	0.00	350,544.80	0.00	0.00	0.00	350,544.80	0.00	0.00	0.00	0.00	0.00	0.00	0.00	0.00	0.00	0.00	0.00	350,544.80	0.00	0.00	
Training Expenses	5020201002	0.00	0.00	0.00	0.00	1,675,233.13	223,235.68	0.00	0.00	1,898,468.81	323,156.08	0.00	0.00	0.10	323,156.08	273,556.81	0.00	0.00	0.00	273,556.81	0.00	1,575,312.73	49,599.27	0.00	
Supplies and Materials Expenses		0.00	0.00	0.00	0.00	2,691,766.56	(175,619.97)	0.00	0.00	2,516,146.59	522,404.75	0.00	0.00	0.00	522,404.75	521,185.30	0.00	0.00	0.00	521,185.30	0.00	1,993,741.84	1,219.45	0.00	
Office Supplies Expenses	5020301000	0.00	0.00	0.00	0.00	619,811.05	(63,467.80)	0.00	0.00	559,323.18	23,182.50	0.00	0.00	0.00	23,182.50	23,182.50	0.00	0.00	0.00	23,182.50	0.00	630,140.66	0.00	0.00	
ICT Office Supplies	5020301001	0.00	0.00	0.00	0.00	25,983.01	(4,971.93)	0.00	0.00	21,011.07	0.00	0.00	0.00	0.00	0.00	0.00	0.00	0.00	0.00	0.00	0.00	21,011.07	0.00	0.00	
Office Supplies Expenses	5020301002	0.00	0.00	0.00	0.00	593,828.05	(58,495.87)	0.00	0.00	535,332.11	23,182.50	0.00	0.00	0.00	23,182.50	23,182.50	0.00	0.00	0.00	23,182.50	0.00	515,129.59	0.00	0.00	
Medical, Dental and Laboratory Supplies Expenses	5020309000	0.00	0.00	0.00	0.00	921,885.90	0.00	0.00	0.00	921,885.90	0.00	0.00	0.00	0.00	0.00	0.00	0.00	0.00	0.00	0.00	0.00	921,885.90	0.00	0.00	
Fuel, Oil and Lubricants Expenses	5020309000	0.00	0.00	0.00	0.00	768,567.98	(103,962.35)	0.00	0.00	664,605.63	406,539.00	0.00	0.00	0.00	406,539.00	406,539.00	0.00	0.00	0.00	406,539.00	0.00	266,066.62	0.20	0.00	
Semi-Expendable Machinery and Equipment	5020321000	0.00	0.00	0.00	0.00	64,852.55	52,050.00	0.00	0.00	136,902.55	61,090.00	0.00	0.00	0.00	61,090.00	61,090.00	0.00	0.00	0.00	61,090.00	0.00	61,090.00	0.00	0.00	
Office Equipment	5020321002	0.00	0.00	0.00	0.00	9,326.32	6,000.00	0.00	0.00	15,326.32	11,150.00	0.00	0.00	0.00	11,150.00	11,150.00	0.00	0.00	0.00	11,150.00	0.00	4,176.32	0.00	0.00	
Information and Communications Technology	5020321003	0.00	0.00	0.00	0.00	75,526.23	13,350.00	0.00	0.00	88,876.23	17,240.00	0.00	0.00	0.00	17,240.00	17,240.00	0.00	0.00	0.00	17,240.00	0.00	71,636.23	0.00	0.00	
Communications Equipment	5020321007	0.00	0.00	0.00	0.00	0.00	5,000.00	0.00	0.00	5,000.00	5,000.00	0.00	0.00	0.00	5,000.00	5,000.00	0.00	0.00	0.00	5,000.00	0.00	0.00	0.00	0.00	
Other Machinery and Equipment	5020321009	0.00	0.00	0.00	0.00	6.00	27,700.00	0.00	0.00	27,700.00	27,700.00	0.00	0.00	0.00	27,700.00	27,700.00	0.00	0.00	0.00	27,700.00	0.00	0.00	0.00	0.00	
Semi-Expendable Furniture, Fixtures and Books	5020322000	0.00	0.00	0.00	0.00	0.00	27,500.00	0.00	0.00	27,500.00	27,500.00	0.00	0.00	0.00	27,500.00	27,500.00	0.00	0.00	0.00	27,500.00	0.00	0.00	0.00	0.00	
Furniture and Fixtures	5020322001	0.00	0.00	0.00	0.00	0.00	27,500.00	0.00	0.00	27,500.00	27,500.00	0.00	0.00	0.00	27,500.00	27,500.00	0.00	0.00	0.00	27,500.00	0.00	0.00	0.00	0.00	
Other Supplies and Materials Expenses	5020396000	0.00	0.00	0.00	0.00	298,649.08	(90,710.72)	0.00	0.00	207,938.36	4,993.25	0.00	0.00	0.00	4,993.25	2,874.00	0.00	0.00	0.00	2,874.00	0.00	203,838.11	1,219.25	0.00	
Utility Expenses		0.00	0.00	0.00	0.00	3,121,855.17	157,926.60	0.00	0.00	3,279,781.77	3,279,781.77	0.00	0.00	0.00	3,279,781.77	3,279,781.77	0.00	0.00	0.00	3,279,781.77	0.00	0.00	0.00	0.00	
Water Expenses	5020401000	0.00	0.00	0.00	0.00	0.00	157,926.60	0.00	0.00	157,926.60	157,926.60	0.00	0.00	0.00	157,926.60	157,926.60	0.00	0.00	0.00	157,926.60	0.00	0.00	0.00	0.00	
Electricity Expenses	5020402000	0.00	0.00	0.00	0.00	3,121,855.17	0.00	0.00	0.00	3,121,855.17	3,121,855.17	0.00	0.00	0.00	3,121,855.17	3,121,855.17	0.00	0.00	0.00	3,121,855.17	0.00	0.00	0.00	0.00	
Communication Expenses		0.00	0.00	0.00	0.00	680,743.91	165,865.41	0.00	0.00	846,609.32	325,891.46	0.00	0.00	0.00	325,891.46	119,430.93	0.00	0.00	0.00	119,430.93	0.00	520,717.86	706,480.53	0.00	
Postage and Courier Services	5020501000	0.00	0.00	0.00	0.00	88,558.85	21,558.06	0.00	0.00	120,114.91	21,713.06	0.00	0.00	0.00	21,713.06	21,713.06	0.00	0.00	0.00	21,713.06	0.00	88,401.85	0.00	0.00	
Telephone Expenses	5020502000	0.00	0.00	0.00	0.00	432,187.09	138,735.33	0.00	0.00	571,922.41	149,606.40	0.00	0.00	0.00	149,606.40	93,145.87	0.00	0.00	0.00	93,145.87	0.00	422,316.01	56,480.53	0.00	
Mobile	5020502001	0.00	0.00	0.00	0.00	405,417.51	1,185.40	0.00	0.00	406,602.91	6,826.00	0.00	0.00	0.00	6,826.00	6,826.00	0.00	0.00	0.00	6,826.00	0.00	399,778.91	0.00	0.00	
Landline	5020502002	0.00	0.00	0.00	0.00	26,769.55	138,549.93	0.00	0.00	165,319.50	142,780.40	0.00	0.00	0.00	142,780.40	86,319.87	0.00	0.00	0.00	86,319.87	0.00	22,539.10	56,480.53	0.00	
Internet Subscription Expenses	5020503000	0.00	0.00	0.00	0.00	150,000.00	378.00	0.00	0.00	150,378.00	150,378.00	0.00	0.00	0.00	150,378.00	378.00	0.00	0.00	0.00	378.00	0.00	0.00	150,000.00	0.00	
Cable, Satellite, Telegraph and Radio Expenses	5020504000	0.00	0.00	0.00	0.00	0.00	4,194.00	0.00	0.00	4,194.00	4,194.00	0.00	0.00	0.00	4,194.00	4,194.00	0.00	0.00	0.00	4,194.00	0.00	0.00	0.00	0.00	
Confidential, Intelligence and Extraordinary		0.00	0.00	0.00	0.00	418,047.68	(165,318.83)	0.00	0.00	252,728.85	0.00	0.00	0.00	0.00	0.00	0.00	0.00	0.00	0.00	0.00	0.00	252,728.85	0.00	0.00	
Extraordinary and Miscellaneous Expenses	5021003000	0.00	0.00	0.00	0.00	418,047.68	(165,318.83)	0.00	0.00	252,728.85	0.00	0.00	0.00	0.00	0.00	0.00	0.00	0.00	0.00	0.00	0.00	252,728.85	0.00	0.00	
Professional Services		0.00	0.00	0.00	0.00	9,314,783.64	(1,150,223.59)	0.00	0.00	8,164,560.05	495,251														


Department : Department of Finance (DOF)
 Agency/Entity : Office of the Secretary
 Operating Unit : < not applicable >
 Organization Code (UACS) : 11 001 0000000
 Fund Cluster : 01 - Regular Agency Fund

Current Year Appropriations
 Supplemental Appropriations
 X Continuing Appropriations


(e.g. UACS Fund Cluster: 01-Regular Agency Fund, 02-Foreign Assisted Projects Fund, 03-Special Account-Locally Funded/Domestic Grants Fund, and 04-Special Account-Foreign Assisted/Foreign Grants Fund)

Particulars	UACS CODE	Appropriations			Allotments						Obligations				Disbursements				Balances						
		Authorized Appropriations	Adjustments (Transfer To/From, Modifications/ Augmentations)	Adjusted Appropriations	SARO	Unobligated	Adjustments (Reductions, Modifications/ Augmentations)	Transfer To	Transfer From	Adjusted Allotments	1st Quarter Ending March 31	2nd Quarter Ending June 30	3rd Quarter Ending September 30	4th Quarter Ending December 31	Total	1st Quarter Ending March 31	2nd Quarter Ending June 30	3rd Quarter Ending September 30	4th Quarter Ending December 31	Total	Unreleased Appropriations	Unobligated Allotments	Unpaid Obligations (16-21)=(24+25)	Due and Demandable	Not Yet Due and Demandable
1	2	3	4	5=(3+4)	6	7	8	9	10	11=(6+7)+(8+9+10)	12	13	14	15	16=(12+13+14+15)	17	18	19	20	21=(17+18+19+20)	22=(5-11)	23=(11-16)	24	25	
Taxes, Duties and Licenses	5021501000	0.00	0.00	0.00	0.00	148,820.00	62,173.80	0.00	0.00	211,003.80	211,003.80	0.00	0.00	0.00	211,003.80	211,003.80	0.00	0.00	0.00	211,003.80	0.00	0.00	0.00	0.00	0.00
Taxes, Duties and Licenses	5021501001	0.00	0.00	0.00	0.00	148,820.00	62,173.80	0.00	0.00	211,003.80	211,003.80	0.00	0.00	0.00	211,003.80	211,003.80	0.00	0.00	0.00	211,003.80	0.00	0.00	0.00	0.00	0.00
Other Maintenance and Operating Expenses		6.00	0.00	0.00	0.00	12,349,798.22	947,174.50	0.00	0.00	13,296,972.72	1,296,093.07	0.00	0.00	0.00	1,296,093.07	1,284,784.80	0.00	0.00	0.00	1,284,784.80	0.00	12,090,877.65	11,308.27	0.00	0.00
Printing and Publication Expenses	5029902000	0.00	0.00	0.00	0.00	15,692.00	(860.00)	0.00	0.00	14,732.00	0.00	0.00	0.00	0.00	0.00	0.00	0.00	0.00	0.00	0.00	0.00	0.00	14,732.00	0.00	0.00
Representation Expenses	5029903000	0.00	0.00	0.00	0.00	35,753.00	356,141.30	0.00	0.00	391,824.30	356,141.30	0.00	0.00	0.00	356,141.30	347,851.03	0.00	0.00	0.00	347,851.03	0.00	36,763.00	8,190.27	0.00	0.00
Rent/Lease Expenses	5029905000	0.00	0.00	0.00	0.00	3,754,329.00	0.00	0.00	0.00	3,754,329.00	0.00	0.00	0.00	0.00	0.00	0.00	0.00	0.00	0.00	0.00	0.00	3,754,329.00	0.00	0.00	0.00
Rents - Motor Vehicles	5029905003	0.00	0.00	0.00	0.00	300,000.00	0.00	0.00	0.00	300,000.00	0.00	0.00	0.00	0.00	0.00	0.00	0.00	0.00	0.00	0.00	0.00	300,000.00	0.00	0.00	0.00
Rents - ICT Machinery and Equipment	5029905008	0.00	0.00	0.00	0.00	3,454,329.00	0.00	0.00	0.00	3,454,329.00	0.00	0.00	0.00	0.00	0.00	0.00	0.00	0.00	0.00	0.00	0.00	3,454,329.00	0.00	0.00	0.00
Subscription Expenses	5029907000	0.00	0.00	0.00	0.00	3,275,846.12	(325,655.57)	0.00	0.00	2,950,190.55	0.00	0.00	0.00	0.00	0.00	0.00	0.00	0.00	0.00	0.00	0.00	2,950,190.55	0.00	0.00	0.00
ICT Software Subscription	5029907001	0.00	0.00	0.00	0.00	1,526,644.13	(13,750.82)	0.00	0.00	1,522,893.31	0.00	0.00	0.00	0.00	0.00	0.00	0.00	0.00	0.00	0.00	0.00	1,522,893.31	0.00	0.00	0.00
Cloud Computing Service	5029907003	0.00	0.00	0.00	0.00	57,858.83	(57,858.83)	0.00	0.00	0.00	0.00	0.00	0.00	0.00	0.00	0.00	0.00	0.00	0.00	0.00	0.00	0.00	0.00	0.00	0.00
Library and Other Reading Materials Subscription	5029907004	0.00	0.00	0.00	0.00	29,208.36	(14,741.00)	0.00	0.00	14,467.36	0.00	0.00	0.00	0.00	0.00	0.00	0.00	0.00	0.00	0.00	0.00	14,467.36	0.00	0.00	0.00
Other Subscription Expenses	5029907099	0.00	0.00	0.00	0.00	1,652,134.80	(239,304.92)	0.00	0.00	1,412,829.88	0.00	0.00	0.00	0.00	0.00	0.00	0.00	0.00	0.00	0.00	0.00	1,412,829.88	0.00	0.00	0.00
Other Maintenance and Operating Expenses	5029909000	0.00	0.00	0.00	0.00	5,268,146.10	917,648.77	0.00	0.00	6,185,794.87	938,951.77	0.00	0.00	0.00	938,951.77	936,833.77	0.00	0.00	0.00	936,833.77	0.00	5,245,843.10	3,118.00	0.00	0.00
Other Maintenance and Operating Expenses	5029909099	0.00	0.00	0.00	0.00	5,268,146.10	917,648.77	0.00	0.00	6,185,794.87	938,951.77	0.00	0.00	0.00	938,951.77	936,833.77	0.00	0.00	0.00	936,833.77	0.00	5,245,843.10	3,118.00	0.00	0.00
Capital Outlays		0.00	0.00	0.00	0.00	5,629,344.00	0.00	0.00	0.00	5,629,344.00	0.00	0.00	0.00	0.00	0.00	0.00	0.00	0.00	0.00	0.00	0.00	5,629,344.00	0.00	0.00	0.00
Property, Plant and Equipment Outlay		0.00	0.00	0.00	0.00	5,629,344.00	0.00	0.00	0.00	5,629,344.00	0.00	0.00	0.00	0.00	0.00	0.00	0.00	0.00	0.00	0.00	0.00	5,629,344.00	0.00	0.00	0.00
Machinery and Equipment Outlay	5060405000	0.00	0.00	0.00	0.00	5,629,344.00	0.00	0.00	0.00	5,629,344.00	0.00	0.00	0.00	0.00	0.00	0.00	0.00	0.00	0.00	0.00	0.00	5,629,344.00	0.00	0.00	0.00
Information and Communication Technology	5060405003	0.00	0.00	0.00	0.00	5,558,419.91	0.00	0.00	0.00	5,558,419.91	0.00	0.00	0.00	0.00	0.00	0.00	0.00	0.00	0.00	0.00	0.00	5,558,419.91	0.00	0.00	0.00
ICT Software	5060405015	0.00	0.00	0.00	0.00	70,924.09	0.00	0.00	0.00	70,924.09	0.00	0.00	0.00	0.00	0.00	0.00	0.00	0.00	0.00	0.00	0.00	70,924.09	0.00	0.00	0.00
GRAND TOTAL		0.00	0.00	0.00	0.00	40,108,295.99	0.00	0.00	0.00	40,108,295.99	7,305,178.72	0.00	0.00	0.00	7,305,178.72	6,794,009.19	0.00	0.00	0.00	6,794,009.19	0.00	32,893,117.27	511,169.62	0.00	0.00

Certified Correct:


 MAY-ANNE D. PAGUIRIGAN
 Chief Administrative Officer, Budget Division


Certified Correct:


 LOIDA P. LAGUYO
 Chief Accountant, Accounting Division

Recommending Approval:


 LOLITA A. RAMIREZ
 Director IV, Central Financial Management Office

Approved By:


 NIÑO RAYMOND B. ALVINA
 OIC Undersecretary, Policy Development and Management Services Group

SUMMARY OF APPROPRIATIONS, ALLOTMENTS, OBLIGATIONS, DISBURSEMENTS AND BALANCES BY OBJECT OF EXPENDITURES
As at the Quarter Ending March 31, 2026

Department : Department of Finance (DOF)
 Agency/Entity : Office of the Secretary
 Operating Unit : < not applicable >
 Organization Code (UACS) : 11 001 0000000
 Fund Cluster : 04 - Foreign Assisted Projects Fund

..... Current Year Appropriations
 Supplemental Appropriations
 X Continuing Appropriations


(e.g. UACS Fund Cluster: 01-Regular Agency Fund, 02-Foreign Assisted Projects Fund, 03-Special Account-Locally Funded/Domestic Grants Fund, and 04-Special Account-Foreign Assisted/Foreign Grants Fund)

Particulars	UACS CODE	Appropriations			Allotments						Obligations				Disbursements				Balances					
		Authorized Appropriations	Adjustments (Transfer To/From, Modifications/ Augmentations)	Adjusted Appropriations	Allotments		Adjustments (Reductions, Modifications/ Augmentations)	Transfer To	Transfer From	Adjusted Allotments	1st Quarter Ending March 31	2nd Quarter Ending June 30	3rd Quarter Ending September 30	4th Quarter Ending December 31	Total	1st Quarter Ending March 31	2nd Quarter Ending June 30	3rd Quarter Ending September 30	4th Quarter Ending December 31	Total	Unused Funds		Unpaid Obligations (15-21)-(24+25)	
					SARO	Unobligated															Unreleased Appropriations	Unobligated Allotments	Due and Demandable	Not Yet Due and Demandable
SUMMARY		0.00	0.00	0.00	0.00	11,704,651.68	0.00	0.00	0.00	11,704,651.68	313,109.77	0.00	0.00	0.00	313,109.77	299,157.85	0.00	0.00	0.00	299,157.85	0.00	11,391,541.91	13,951.92	0.00
Unobligated Allotment		0.00	0.00	0.00	0.00	11,704,651.68	0.00	0.00	0.00	11,704,651.68	313,109.77	0.00	0.00	0.00	313,109.77	299,157.85	0.00	0.00	0.00	299,157.85	0.00	11,391,541.91	13,951.92	0.00
I. AGENCY SPECIFIC BUDGET		0.00	0.00	0.00	0.00	11,704,651.68	0.00	0.00	0.00	11,704,651.68	313,109.77	0.00	0.00	0.00	313,109.77	299,157.85	0.00	0.00	0.00	299,157.85	0.00	11,391,541.91	13,951.92	0.00
Maintenance and Other Operating Expenses		0.00	0.00	0.00	0.00	11,704,651.68	0.00	0.00	0.00	11,704,651.68	313,109.77	0.00	0.00	0.00	313,109.77	299,157.85	0.00	0.00	0.00	299,157.85	0.00	11,391,541.91	13,951.92	0.00
Traveling Expenses		0.00	0.00	0.00	0.00	0.00	308,244.96	0.00	0.00	308,244.96	308,244.96	0.00	0.00	0.00	308,244.96	284,293.04	0.00	0.00	0.00	284,293.04	0.00	0.00	13,951.92	0.00
Traveling Expenses - Local	5020101000	0.00	0.00	0.00	0.00	0.00	28,611.56	0.00	0.00	28,611.56	28,611.56	0.00	0.00	0.00	28,611.56	14,659.64	0.00	0.00	0.00	14,659.64	0.00	0.00	0.00	0.00
Traveling Expenses - Foreign	5020102000	0.00	0.00	0.00	0.00	0.00	279,633.40	0.00	0.00	279,633.40	279,633.40	0.00	0.00	0.00	279,633.40	0.00	0.00	0.00	0.00	0.00	0.00	0.00	0.00	0.00
Training and Scholarship Expenses		0.00	0.00	0.00	0.00	5,722,924.80	0.00	0.00	0.00	5,722,924.80	0.00	0.00	0.00	0.00	0.00	0.00	0.00	0.00	0.00	0.00	0.00	5,722,924.80	0.00	0.00
Scholarship Grants/Expenses	5020202000	0.00	0.00	0.00	0.00	5,722,924.80	0.00	0.00	0.00	5,722,924.80	0.00	0.00	0.00	0.00	0.00	0.00	0.00	0.00	0.00	0.00	0.00	5,722,924.80	0.00	0.00
Professional Services		0.00	0.00	0.00	0.00	5,981,726.88	(313,109.77)	0.00	0.00	5,668,617.11	0.00	0.00	0.00	0.00	5,668,617.11	0.00	0.00	0.00	0.00	0.00	0.00	5,668,617.11	0.00	0.00
Consultancy Services	5021103000	0.00	0.00	0.00	0.00	5,981,726.88	(313,109.77)	0.00	0.00	5,668,617.11	0.00	0.00	0.00	0.00	5,668,617.11	0.00	0.00	0.00	0.00	0.00	0.00	5,668,617.11	0.00	0.00
Other Maintenance and Operating Expenses		0.00	0.00	0.00	0.00	0.00	4,864.81	0.00	0.00	4,864.81	4,864.81	0.00	0.00	0.00	4,864.81	4,864.81	0.00	0.00	0.00	4,864.81	0.00	0.00	0.00	6.00
Other Maintenance and Operating Expenses	5029999000	0.00	0.00	0.00	0.00	0.00	4,864.81	0.00	0.00	4,864.81	4,864.81	0.00	0.00	0.00	4,864.81	4,864.81	0.00	0.00	0.00	4,864.81	0.00	0.00	0.00	0.00
Other Maintenance and Operating Expenses	5029999009	0.00	0.00	0.00	0.00	0.00	4,864.81	0.00	0.00	4,864.81	4,864.81	0.00	0.00	0.00	4,864.81	4,864.81	0.00	0.00	0.00	4,864.81	0.00	0.00	0.00	0.00
GRAND TOTAL		0.00	0.00	0.00	0.00	11,704,651.68	0.00	0.00	0.00	11,704,651.68	313,109.77	0.00	0.00	0.00	313,109.77	299,157.85	0.00	0.00	0.00	299,157.85	0.00	11,391,541.91	13,951.92	0.00

Certified Correct:


MAY-ANNE D. PANGUIRIGAN
 Chief Administrative Officer, Budget Division

Certified Correct:


LOIDA P. LAGUYO
 Chief Accountant, Accounting Division

Recommending Approval:


LOLITA A. RAMIREZ
 Director IV, Central Financial Management Office

Approved By:


NIÑO RAYMOND B. ALVINA
 OIC Undersecretary, Policy Development and Management Services Group

**List of Allotments and Sub-Allotments
As at the Quarter Ending March 31, 2026**

Department : Department of Finance (DOF)
 Agency/Entity : Office of the Secretary
 Operating Unit : < not applicable >
 Organization Code : 11 001 0000000
 Fund Cluster : 01 - Regular Agency Fund
 (e.g. UACS Fund Cluster: 01-Regular Agency Fund, 02-Foreign Assisted Projects Fund, 03-Special Account-Locally Funded/Domestic Grants Fund, and 04-Special Account-Foreign Assisted/Foreign Grants Fund)

X Current Year Appropriations
 Supplemental Appropriations
 Continuing Appropriations

No.	Allotments/Sub-Allotments Reference			Funding Source	Allotments/Sub-Allotments received from CO/ROs/OUs					Sub-Allotments to ROs/OUs				Total Allotments/Net of Sub-allotments						
	Number	Date	Description		UACS CODE	PS	MOOE	FinEx	CO	Sub-Total	PS	MOOE	FinEx	CO	Total	PS	MOOE	FinEx	CO	Total
1	2	3	4	5	6	7	8	9	10=(6+7+8+9)	11	12	13	14	15=(11+12+13+14)	16=(6+11)	17=(7+12)	18=(8+13)	19=(9+14)	20=(16+17+18+19)	
A. Allotments received from DBM																				
1	ATFS-2026-C00001B	2026-01-20	Specific Budgets of National Government Agencies	101101	0.00	1,614,000.00	0.00	0.00	1,614,000.00	0.00	0.00	0.00	0.00	0.00	0.00	1,614,000.00	0.00	0.00	0.00	1,614,000.00
2	GAA Items released through GAA as Allotment Order per Annex A of NBC No. 599	2026-01-20	Specific Budgets of National Government Agencies	101101	480,332,000.00	629,861,000.00	0.00	64,475,000.00	1,174,668,000.00	0.00	0.00	0.00	0.00	0.00	480,332,000.00	629,861,000.00	0.00	0.00	64,475,000.00	1,174,668,000.00
3	Items For Release through GARD per Annex C of NBC No. 599	2026-01-20	Retirement and Life Insurance Premiums	104102	42,281,000.00	0.00	0.00	0.00	42,281,000.00	0.00	0.00	0.00	0.00	0.00	42,281,000.00	0.00	0.00	0.00	0.00	42,281,000.00
4	SARO-BMB-A-26-0000402	2026-03-02	Pension and Gratuity Fund	101407	147,855.00	0.00	0.00	0.00	147,855.00	0.00	0.00	0.00	0.00	0.00	147,855.00	0.00	0.00	0.00	0.00	147,855.00
5	SARO-BMB-A-26-0000560	2026-03-05	Pension and Gratuity Fund	101407	125,017.00	0.00	0.00	0.00	125,017.00	0.00	0.00	0.00	0.00	0.00	125,017.00	0.00	0.00	0.00	0.00	125,017.00
Sub-Total					522,885,872.00	631,475,000.00	0.00	64,475,000.00	1,218,835,872.00	0.00	0.00	0.00	0.00	0.00	522,885,872.00	631,475,000.00	0.00	0.00	64,475,000.00	1,218,835,872.00
Total Allotments					522,885,872.00	631,475,000.00	0.00	64,475,000.00	1,218,835,872.00	0.00	0.00	0.00	0.00	0.00	522,885,872.00	631,475,000.00	0.00	0.00	64,475,000.00	1,218,835,872.00
Summary by Funding Source Code:																				
Specific Budgets of National Government Agencies				101101	480,332,000.00	631,475,000.00	0.00	64,475,000.00	1,176,282,000.00	0.00	0.00	0.00	0.00	0.00	480,332,000.00	631,475,000.00	0.00	0.00	64,475,000.00	1,176,282,000.00
Pension and Gratuity Fund				101407	272,872.00	0.00	0.00	0.00	272,872.00	0.00	0.00	0.00	0.00	0.00	272,872.00	0.00	0.00	0.00	0.00	272,872.00
Retirement and Life Insurance Premiums				104102	42,281,000.00	0.00	0.00	0.00	42,281,000.00	0.00	0.00	0.00	0.00	0.00	42,281,000.00	0.00	0.00	0.00	0.00	42,281,000.00


Certified Correct:

MAY-ANNE D. PAGUIRIGAN
 Chief Administrative Officer, Budget Division

Recommending Approval:


 LOLITA A. RAMIREZ
 Director IV, Central Financial Management Office

Approved By:


 NIÑO RAYMOND B. ALVINA
 OIC Undersecretary, Policy Development and Management Services Group


STATEMENT OF APPROVED BUDGET, UTILIZATIONS, DISBURSEMENTS AND BALANCES FOR TRUST RECEIPTS
(for Implementing Agency use only)
 As at the Quarter Ending March 31, 2026

Department Department of Finance
 Agency Office of the Secretary
 Operating Unit < not applicable >
 Organization Code (UACS) 11 001 0000000
 Fund Cluster 07 - Trust Receipts
 (e.g. UACS Fund Cluster: 05-Internally Generated Funds and 06-Business Related Funds)


X	Inter Agency Fund Transfer
	Grants and Donations (Less than 12 months)

Particulars	UACS CODE	Approved Budget			Utilizations					Disbursements					Balances		
		Approved Budgeted Revenue	Adjustments (Reductions, Modifications/ Augmentations)	Adjusted Budgeted Revenue	1st Quarter Ending March 31	2nd Quarter Ending June 30	3rd Quarter Ending September 30	4th Quarter Ending December 31	Total	1st Quarter Ending March 31	2nd Quarter Ending June 30	3rd Quarter Ending September 30	4th Quarter Ending December 31	Total	Unutilized Budget	Unpaid Obligations (10-15)=(17+18)	
																Due and Demandable	Not Yet Due and Demandable
1	2	3	4	5=[(3+(-)4)]	6	7	8	9	10=(6+7+8+9)	11	12	13	14	15=(11+12+13+14)	16=(5-10)	17	18
Office of the Trust Fund Manager		2,834,250.00	-	2,834,250.00	320,137.72	-	-	-	320,137.72	320,137.72	-	-	-	320,137.72	2,514,112.28	-	-
PS		2,484,250.00	-	2,484,250.00	320,137.72	-	-	-	320,137.72	320,137.72	-	-	-	320,137.72	2,164,112.28	-	-
MOOE		350,000.00	-	350,000.00	-	-	-	-	-	-	-	-	-	350,000.00	-	-	
GRAND TOTAL		2,834,250.00	-	2,834,250.00	320,137.72	-	-	-	320,137.72	320,137.72	-	-	-	320,137.72	2,514,112.28	-	-

Certified Correct:


 MAY-ANNE D. PAGUIRIGAN
 Chief Administrative Officer, Budget Division


Certified Correct:


 LOIDA P. LAGUYO
 Chief Accountant, Accounting Division

Recommending Approval:


 LOLITA A. RAMIREZ
 Director IV, Central Financial Management Office

Approved By:



 NIÑO RAYMOND B. ALVINA
 OIC Undersecretary, PDMSG

**STATEMENT OF APPROVED BUDGET, UTILIZATIONS, DISBURSEMENTS AND BALANCES
BY OBJECT OF EXPENDITURES FOR TRUST RECEIPTS
(for Implementing Agency/Operating Unit use only)
As Period Ending March 31, 2026**


Department : Department of Finance (DOF)
 Agency/Entity : Office of the Secretary
 Operating Unit : Office of the Trust Fund Manager
 Organization Code (UACS : 11 001 0000000
 Fund Cluster : 07 - Trust Receipts

Particulars	UACS CODE	Approved Budget			Utilizations					Disbursements					Balances		
		Approved Budgeted Revenue/ Receipts	Adjustments (Additions, Reductions, Modifications/ Augmentations)	Adjusted Budgeted Revenue	1st Quarter Ending March 31	2nd Quarter Ending June 30	3rd Quarter Ending September 30	4th Quarter Ending December 31	Total	1st Quarter Ending March 31	2nd Quarter Ending June 30	3rd Quarter Ending September 30	4th Quarter Ending December 31	Total	Unutilized Budget	Unpaid Utilizations (10-15)=(17+18)	
1	2	3	4	5=(3+4)	6	7	8	9	10=(6+7+8+9)	11	12	13	14	15=(11+12+13+14)	16=(5-10)	17	18
SUMMARY																	
A. AGENCY SPECIFIC BUDGET																	
Personnel Services		2,484,250.00	0.00	2,484,250.00	320,137.72	0.00	0.00	0.00	320,137.72	320,137.72	0.00	0.00	0.00	320,137.72	2,164,112.28	0.00	
Salaries and Wages		2,484,250.00	0.00	2,484,250.00	320,137.72	0.00	0.00	0.00	320,137.72	320,137.72	0.00	0.00	0.00	320,137.72	2,164,112.28	0.00	
Salaries and Wages - Casual/Contractual	5010102000	2,484,250.00	0.00	2,484,250.00	320,137.72	0.00	0.00	0.00	320,137.72	320,137.72	0.00	0.00	0.00	320,137.72	2,164,112.28	0.00	
Maintenance and Other Operating Expenses		350,000.00	0.00	350,000.00	0.00	0.00	0.00	0.00	0.00	0.00	0.00	0.00	0.00	0.00	350,000.00	0.00	
Travelling Expenses - Local	5020101000	100,000.00	0.00	100,000.00	0.00	0.00	0.00	0.00	0.00	0.00	0.00	0.00	0.00	0.00	100,000.00	0.00	
Training Expenses	5020201002	250,000.00	0.00	250,000.00	0.00	0.00	0.00	0.00	0.00	0.00	0.00	0.00	0.00	0.00	250,000.00	0.00	
GRAND TOTAL		2,834,250.00	0.00	2,834,250.00	320,137.72	0.00	0.00	0.00	320,137.72	320,137.72	0.00	0.00	0.00	320,137.72	2,514,112.28	0.00	

Certified Correct:


 MAY-ANNE D. PAGUIRIGAN
 Chief Administrative Officer, Budget Division


Certified Correct:


 LOIDA P. LAGUYO
 Chief Accountant, Accounting Division

Recommending Approval:


 LOLITA A. RAMIREZ
 Director IV, Central Financial Management Office

Approved By:


 NIÑO RAYMOND B. ALVINA
 OIC Undersecretary, PDMSG