

STATEMENT OF APPROPRIATIONS, ALLOTMENTS, OBLIGATIONS, DISBURSEMENTS AND BALANCES  
As of the Quarter Ending September 30, 2014

Department: Department of Finance  
Agency/Operating Unit: Office of the Secretary  
Organizational Code (UACS): 11 001 000000  
Funding Source Code (as clustered): 101101, 104102, 101405 & 101407

x	Current Year Appropriations
	Supplemental Appropriations
	Continuing Appropriations

Particulars	UACS CODE	Appropriations			Allotments					Current Year Obligations					Current Year Disbursements					Balances			
		Authorized Appropriations	Adjustments (Transfer To/From, Realignment)	Adjusted Appropriations	Allotments Received	Adjustments (Withdrawal, Realignment)	Transfer To	Transfer From	Adjusted Total Allotments	1st Quarter ending March 31	2nd Quarter ending June 30	3rd Quarter ending Sept. 30	4th Quarter ending Dec. 31	Total	1st Quarter ending March 31	2nd Quarter ending June 30	3rd Quarter ending Sept. 30	4th Quarter ending Dec. 31	Total	Unreleased Appropriations	Unobligated Allotment	Unpaid Obligations (15-20)=(23+24)	
																						Due and Demandable	Not Yet Due and Demandable
1	2	3	4	5=(3+4)	6	7	8	9	10= (8-)+(7)-4-9	11	12	13	14	15= (11-)+(12-)+(13-)+(14-)	16	17	18	19	20=(16+17+18+19)	21=(5-6)	22=(10-15)	23	24
<b>I. AGENCY SPECIFIC BUDGET</b>																							
100010000 General Management and Supervision																							
PERSONNEL SERVICES	50100000 00	52,611,000.00	-	52,611,000.00	52,611,000.00	(8,500,061.62)	-	-	44,110,938.38	12,214,659.33	15,939,072.38	15,554,232.57	-	43,707,964.28	12,041,790.69	13,670,374.12	15,165,803.18	-	40,877,967.99	-	402,974.10	2,829,996.29	-
MAINTENANCE & OTHER OPERATING SERVICES	50200000 00	111,377,000.00	-	111,377,000.00	111,377,000.00	(7,484,230.95)	-	-	103,892,769.04	28,650,503.14	11,475,598.09	25,053,384.64	-	65,179,485.87	7,290,931.21	16,030,731.20	21,345,768.16	-	44,667,430.57	-	38,713,283.17	17,335,836.53	3,176,218.77
CAPITAL OUTLAY	50600000 00	11,568,000.00	-	11,568,000.00	11,568,000.00	(340,256.64)	-	-	11,227,743.36	41,090.00	18,665.00	94,609.12	-	154,364.12	-	20,215.00	3,502.72	-	23,717.72	-	11,073,379.24	130,646.40	-
<b>TOTAL</b>		<b>175,556,000.00</b>	<b>-</b>	<b>175,556,000.00</b>	<b>175,556,000.00</b>	<b>(16,324,549.22)</b>	<b>-</b>	<b>-</b>	<b>159,231,450.78</b>	<b>40,906,252.47</b>	<b>27,433,335.47</b>	<b>40,702,226.33</b>	<b>-</b>	<b>109,041,814.27</b>	<b>19,332,721.90</b>	<b>29,721,320.32</b>	<b>36,515,074.06</b>	<b>-</b>	<b>85,569,116.28</b>	<b>-</b>	<b>50,189,636.51</b>	<b>20,296,479.22</b>	<b>3,176,218.77</b>
200010000 Legal Services																							
PERSONNEL SERVICES	50100000 00	1,810,000.00	-	1,810,000.00	1,810,000.00	988,982.70	-	-	2,798,982.70	702,899.50	906,597.20	1,189,486.00	-	2,798,982.70	612,692.00	913,392.20	1,191,023.50	-	2,717,107.70	-	-	81,875.00	-
MAINTENANCE & OTHER OPERATING SERVICES	50200000 00	1,638,000.00	-	1,638,000.00	1,638,000.00	1,024,107.85	-	-	2,662,107.85	1,118,167.35	214,606.89	1,018,877.55	-	2,351,651.89	421,425.88	362,774.47	924,170.66	-	1,708,371.01	-	310,455.96	521,917.14	121,363.74
CAPITAL OUTLAY	50600000 00	-	-	-	-	-	-	-	-	-	-	-	-	-	-	-	-	-	-	-	-	-	-
<b>TOTAL</b>		<b>3,448,000.00</b>	<b>-</b>	<b>3,448,000.00</b>	<b>3,448,000.00</b>	<b>2,013,090.55</b>	<b>-</b>	<b>-</b>	<b>5,461,090.55</b>	<b>1,821,066.85</b>	<b>1,121,204.09</b>	<b>2,208,363.85</b>	<b>-</b>	<b>5,150,634.59</b>	<b>1,034,117.88</b>	<b>1,276,166.67</b>	<b>2,115,194.16</b>	<b>-</b>	<b>4,425,478.71</b>	<b>-</b>	<b>310,455.96</b>	<b>603,792.14</b>	<b>121,363.74</b>
200020000 Management of Information Systems																							
PERSONNEL SERVICES	50100000 00	8,139,000.00	-	8,139,000.00	8,139,000.00	(526,000.00)	-	-	7,613,000.00	1,698,349.24	2,623,532.44	2,508,416.60	-	6,830,298.28	1,533,939.54	2,112,127.71	2,232,024.70	-	5,878,091.95	-	782,701.72	952,206.33	-
MAINTENANCE & OTHER OPERATING SERVICES	50200000 00	24,721,000.00	-	24,721,000.00	24,721,000.00	(7,021,503.56)	-	-	17,699,496.44	5,557,546.78	405,628.41	1,915,018.80	-	7,879,193.99	392,171.62	1,928,615.26	3,346,712.30	-	5,667,499.18	-	9,820,302.45	977,337.60	1,234,357.21
CAPITAL OUTLAY	50600000 00	-	-	-	-	-	-	-	-	-	-	-	-	-	-	-	-	-	-	-	-	-	-
<b>TOTAL</b>		<b>32,860,000.00</b>	<b>-</b>	<b>32,860,000.00</b>	<b>32,860,000.00</b>	<b>(7,547,503.56)</b>	<b>-</b>	<b>-</b>	<b>25,312,496.44</b>	<b>7,255,896.02</b>	<b>3,029,160.85</b>	<b>4,424,435.40</b>	<b>-</b>	<b>14,709,492.27</b>	<b>1,926,111.16</b>	<b>4,040,742.97</b>	<b>5,578,737.00</b>	<b>-</b>	<b>11,545,591.13</b>	<b>-</b>	<b>10,603,004.17</b>	<b>1,929,543.93</b>	<b>1,234,357.21</b>
301010001 Financial and Fiscal Planning and Programming																							
PERSONNEL SERVICES	50100000 00	13,129,000.00	-	13,129,000.00	13,129,000.00	(796,000.00)	-	-	12,333,000.00	3,073,609.50	4,102,262.23	3,997,084.64	-	11,172,956.37	2,981,652.79	3,504,875.90	3,801,871.31	-	10,288,400.00	-	1,160,043.63	884,556.37	-
MAINTENANCE & OTHER OPERATING SERVICES	50200000 00	9,390,000.00	-	9,390,000.00	9,390,000.00	707,434.83	-	-	10,097,434.83	2,330,378.83	1,371,911.79	3,477,374.78	-	7,179,665.40	645,579.93	1,243,437.81	2,962,064.15	-	4,851,081.89	-	2,917,769.43	1,991,371.15	337,212.36
CAPITAL OUTLAY	50600000 00	-	-	-	-	29,248.72	-	-	29,248.72	-	-	29,248.72	-	29,248.72	-	-	-	-	-	-	-	29,248.72	-
<b>TOTAL</b>		<b>22,519,000.00</b>	<b>-</b>	<b>22,519,000.00</b>	<b>22,519,000.00</b>	<b>(59,316.45)</b>	<b>-</b>	<b>-</b>	<b>22,459,683.55</b>	<b>5,403,988.33</b>	<b>5,474,174.02</b>	<b>7,503,708.14</b>	<b>-</b>	<b>18,381,870.49</b>	<b>3,627,232.72</b>	<b>4,748,313.71</b>	<b>6,763,935.46</b>	<b>-</b>	<b>15,139,481.89</b>	<b>-</b>	<b>4,077,813.06</b>	<b>2,905,176.24</b>	<b>337,212.36</b>
301010002 Consolidation, Analysis, Generation of Reports, Planning and Programming/Project Formulation on Revenue Statistics																							
PERSONNEL SERVICES	50100000 00	2,865,000.00	-	2,865,000.00	2,865,000.00	(20,000.00)	-	-	2,845,000.00	670,908.00	883,395.74	787,417.19	-	2,341,720.93	667,858.00	758,108.24	735,096.91	-	2,161,063.15	-	503,279.07	180,657.78	-
MAINTENANCE & OTHER OPERATING SERVICES	50200000 00	222,000.00	-	222,000.00	222,000.00	1,280.00	-	-	223,280.00	3,000.00	101,079.95	76,250.05	-	180,330.00	3,000.00	99,479.95	58,157.55	-	160,637.50	-	42,950.00	19,692.50	-
CAPITAL OUTLAY	50600000 00	-	-	-	-	-	-	-	-	-	-	-	-	-	-	-	-	-	-	-	-	-	-
<b>TOTAL</b>		<b>3,087,000.00</b>	<b>-</b>	<b>3,087,000.00</b>	<b>3,087,000.00</b>	<b>(18,720.00)</b>	<b>-</b>	<b>-</b>	<b>3,068,280.00</b>	<b>673,908.00</b>	<b>984,475.69</b>	<b>863,667.24</b>	<b>-</b>	<b>2,522,050.93</b>	<b>670,858.00</b>	<b>857,588.19</b>	<b>793,254.46</b>	<b>-</b>	<b>2,321,700.65</b>	<b>-</b>	<b>546,229.07</b>	<b>200,350.28</b>	<b>-</b>
301010003 Philippine Extractive Industries Transparency Initiative (PH-EITI)																							
PERSONNEL SERVICES	50100000 00	-	-	-	-	-	-	-	-	-	-	-	-	-	-	-	-	-	-	-	-	-	-
MAINTENANCE & OTHER OPERATING SERVICES	50200000 00	10,978,000.00	-	10,978,000.00	10,978,000.00	-	-	-	10,978,000.00	3,195,280.11	3,981,630.54	941,858.62	-	8,118,769.27	724,798.17	1,510,384.86	783,329.46	-	3,018,512.49	-	2,859,230.73	3,299,100.28	1,801,156.50
CAPITAL OUTLAY	50600000 00	-	-	-	-	-	-	-	-	-	-	-	-	-	-	-	-	-	-	-	-	-	-
<b>TOTAL</b>		<b>10,978,000.00</b>	<b>-</b>	<b>10,978,000.00</b>	<b>10,978,000.00</b>	<b>-</b>	<b>-</b>	<b>-</b>	<b>10,978,000.00</b>	<b>3,195,280.11</b>	<b>3,981,630.54</b>	<b>941,858.62</b>	<b>-</b>	<b>8,118,769.27</b>	<b>724,798.17</b>	<b>1,510,384.86</b>	<b>783,329.46</b>	<b>-</b>	<b>3,018,512.49</b>	<b>-</b>	<b>2,859,230.73</b>	<b>3,299,100.28</b>	<b>1,801,156.50</b>

STATEMENT OF APPROPRIATIONS, ALLOTMENTS, OBLIGATIONS, DISBURSEMENTS AND BALANCES  
As of the Quarter Ending September 30, 2014

x	Current Year Appropriations
	Supplemental Appropriations
	Continuing Appropriations

Department: Department of Finance  
Agency/Operating Unit: Office of the Secretary  
Organizational Code (UACS): 11 001 0000000  
Funding Source Code (as clustered): 101101, 104102, 101405 & 101407

Particulars	UACS CODE	Appropriations			Allotments					Current Year Obligations					Current Year Disbursements					Balances			
		Authorized Appropriations	Adjustments (Transfer To/From, Realignment)	Adjusted Appropriations	Allotments Received	Adjustments (Withdrawal, Realignment)	Transfer To	Transfer From	Adjusted Total Allotments	1st Quarter ending March 31	2nd Quarter ending June 30	3rd Quarter ending Sept. 30	4th Quarter ending Dec. 31	Total	1st Quarter ending March 31	2nd Quarter ending June 30	3rd Quarter ending Sept. 30	4th Quarter ending Dec. 31	Total	Unreleased Appropriations	Unobligated Allotment	Unpaid Obligations (15-20)=(23+24)	
																						Due and Demandable	Not Yet Due and Demandable
1	2	3	4	5=(3+4)	6	7	8	9	10=(8+(-))7+8+9	11	12	13	14	15=(11+12+13+14)	16	17	18	19	20=(16+17+18+19)	21=(5-6)	22=(10-15)	23	24
301020000 Tax Policy Research and Formulation																							
PERSONNEL SERVICES	50100000 00	5,350,000.00	-	5,350,000.00	5,350,000.00	(455,000.00)	-	-	4,895,000.00	1,079,956.50	1,489,449.60	1,369,780.50	-	3,939,186.60	974,904.84	1,147,078.50	1,322,515.15	-	3,444,498.49	-	955,813.40	494,688.11	-
MAINTENANCE & OTHER OPERATING SERVICES	50200000 00	2,599,000.00	-	2,599,000.00	2,599,000.00	1,173,779.10	-	-	3,772,779.10	1,274,906.93	218,580.78	1,477,218.69	-	2,970,706.40	336,096.60	435,830.08	1,254,381.09	-	2,026,307.77	-	802,072.70	741,088.54	203,310.09
CAPITAL OUTLAY	50600000 00	-	-	-	-	25,577.20	-	-	25,577.20	-	-	25,577.20	-	25,577.20	-	-	-	-	-	-	-	25,577.20	-
TOTAL		7,949,000.00	-	7,949,000.00	7,949,000.00	744,356.30	-	-	8,693,356.30	2,354,863.43	1,708,030.38	2,872,576.39	-	6,935,470.20	1,311,001.44	1,582,908.58	2,576,896.24	-	5,470,806.26	-	1,757,886.10	1,261,353.85	203,310.09
301030000 Preparation of Inputs of Financial and Economic Policies of International Development																							
PERSONNEL SERVICES	50100000 00	8,661,000.00	-	8,661,000.00	8,661,000.00	(90,000.00)	-	-	8,571,000.00	2,163,410.78	2,695,070.50	2,690,125.25	-	7,548,606.53	2,053,228.09	2,286,495.10	2,639,489.30	-	6,979,212.49	-	1,022,393.47	569,394.04	-
MAINTENANCE & OTHER OPERATING SERVICES	50200000 00	42,839,000.00	-	42,839,000.00	42,839,000.00	696,914.23	-	-	43,535,914.23	3,277,380.58	1,200,741.23	2,894,143.07	-	7,372,264.88	1,123,572.74	1,547,332.78	2,447,015.80	-	5,117,921.32	-	36,163,649.35	1,777,974.59	476,368.97
CAPITAL OUTLAY	50600000 00	-	-	-	-	-	-	-	-	-	-	-	-	-	-	-	-	-	-	-	-	-	-
TOTAL		51,500,000.00	-	51,500,000.00	51,500,000.00	606,914.23	-	-	52,106,914.23	5,440,791.36	3,895,811.73	5,584,268.32	-	14,920,871.41	3,176,800.83	3,833,827.88	5,086,505.10	-	12,097,133.81	-	37,186,042.82	2,347,368.63	476,368.97
302010000 Privatization Group and Council Secretariat Support																							
PERSONNEL SERVICES	50100000 00	10,974,000.00	-	10,974,000.00	10,974,000.00	(405,000.00)	-	-	10,569,000.00	2,212,004.50	3,167,023.05	4,023,383.22	-	9,402,410.77	2,102,738.26	2,746,816.82	3,501,360.52	-	8,350,915.60	-	1,166,589.23	1,051,495.17	-
MAINTENANCE & OTHER OPERATING SERVICES	50200000 00	5,461,000.00	-	5,461,000.00	5,461,000.00	(1,306,175.16)	-	-	4,154,824.84	873,521.08	399,627.23	1,694,793.66	-	2,967,941.97	469,706.70	487,289.76	1,199,571.65	-	2,156,568.11	-	1,186,882.87	721,438.83	89,935.04
CAPITAL OUTLAY	50600000 00	-	-	-	-	20,000.00	-	-	20,000.00	-	20,000.00	-	-	20,000.00	-	-	20,000.00	-	20,000.00	-	-	-	-
TOTAL		16,435,000.00	-	16,435,000.00	16,435,000.00	(1,691,175.16)	-	-	14,743,824.84	3,085,525.58	3,586,650.28	5,718,176.88	-	12,390,352.74	2,572,444.96	3,234,106.58	4,720,932.17	-	10,527,483.71	-	2,353,472.10	1,772,934.00	89,935.04
302020000 Revenue Integrity Protection Service (RIPS) Activities																							
PERSONNEL SERVICES	50100000 00	13,265,000.00	-	13,265,000.00	13,265,000.00	(1,594,000.00)	-	-	11,671,000.00	2,857,115.53	3,583,307.31	3,186,389.52	-	9,626,812.36	2,533,691.30	2,872,338.37	2,972,361.67	-	8,378,391.34	-	2,044,187.64	1,248,421.02	-
MAINTENANCE & OTHER OPERATING SERVICES	50200000 00	7,000,000.00	-	7,000,000.00	7,000,000.00	828,372.79	-	-	7,828,372.79	1,022,414.90	394,040.02	2,055,087.32	-	3,471,542.24	256,008.94	691,531.15	942,712.76	-	1,890,252.85	-	4,356,630.55	1,222,040.78	359,248.62
CAPITAL OUTLAY	50600000 00	-	-	-	-	-	-	-	-	-	-	-	-	-	-	-	-	-	-	-	-	-	-
TOTAL		20,265,000.00	-	20,265,000.00	20,265,000.00	(765,627.21)	-	-	19,499,372.79	3,879,530.43	3,977,347.33	5,241,476.84	-	13,098,354.60	2,789,700.24	3,563,869.52	3,915,074.43	-	10,268,644.19	-	6,401,018.19	2,470,461.80	359,248.62
302030000 Processing of tax exemption requests and oversight of tax law implementation																							
PERSONNEL SERVICES	50100000 00	16,567,000.00	-	16,567,000.00	16,567,000.00	14,957,491.49	-	-	31,524,491.49	8,536,288.94	10,250,733.21	12,731,469.34	-	31,518,491.49	5,564,765.14	9,692,783.78	12,859,975.85	-	28,117,524.77	-	6,000.00	3,400,966.72	-
MAINTENANCE & OTHER OPERATING SERVICES	50200000 00	9,534,000.00	-	9,534,000.00	9,534,000.00	1,384,221.34	-	-	10,918,221.34	4,428,624.74	1,687,013.07	3,281,045.50	-	9,396,683.31	1,945,346.95	2,125,062.97	2,711,150.60	-	6,781,560.52	-	1,521,538.03	2,125,790.96	489,331.83
CAPITAL OUTLAY	50600000 00	-	-	-	-	244,544.72	-	-	244,544.72	-	239,392.00	5,152.72	-	244,544.72	-	-	155,342.00	-	155,342.00	-	-	89,202.72	-
TOTAL		26,101,000.00	-	26,101,000.00	26,101,000.00	16,586,257.55	-	-	42,687,257.55	12,964,913.68	12,177,138.28	16,017,667.56	-	41,159,719.52	7,510,112.09	11,817,846.75	15,726,468.45	-	35,054,427.29	-	1,527,538.03	5,615,960.40	489,331.83
302040000 Operation of One-Stop Shop Inter-Agency Tax Credit and Duty Draw-Back Center																							
PERSONNEL SERVICES	50100000 00	23,238,000.00	-	23,238,000.00	23,238,000.00	(2,437,262.50)	-	-	20,800,737.50	5,126,160.64	6,852,982.00	6,509,759.58	-	18,488,902.22	4,868,811.70	5,379,030.97	5,813,896.92	-	16,061,739.59	-	2,311,835.28	2,427,162.63	-
MAINTENANCE & OTHER OPERATING SERVICES	50200000 00	3,060,000.00	-	3,060,000.00	3,060,000.00	4,765,805.80	-	-	7,825,805.80	4,252,332.66	1,093,801.32	2,303,249.96	-	7,649,383.94	869,643.55	1,412,332.66	2,729,052.64	-	5,011,028.85	-	176,421.86	2,098,106.27	540,248.83
CAPITAL OUTLAY	50600000 00	-	-	-	-	11,200.00	-	-	11,200.00	-	-	11,200.00	-	11,200.00	-	-	-	-	-	-	-	11,200.00	-
TOTAL		26,298,000.00	-	26,298,000.00	26,298,000.00	2,339,743.30	-	-	28,637,743.30	9,378,493.30	7,946,783.32	8,824,209.54	-	26,149,486.16	5,738,455.25	6,791,363.63	8,542,949.56	-	21,072,768.44	-	2,488,257.14	4,536,468.90	540,248.83

**STATEMENT OF APPROPRIATIONS, ALLOTMENTS, OBLIGATIONS, DISBURSEMENTS AND BALANCES**  
As of the Quarter Ending September 30, 2014

x	Current Year Appropriations
	Supplemental Appropriations
	Continuing Appropriations

Department: Department of Finance  
Agency/Operating Unit: Office of the Secretary  
Organizational Code (UACS): 11 001 0000000  
Funding Source Code (as clustered): 101101, 104102, 101405 & 101407

Particulars	UACS CODE	Appropriations			Allotments					Current Year Obligations					Current Year Disbursements					Balances			
		Authorized Appropriations	Adjustments (Transfer To/From, Realignment)	Adjusted Appropriations	Allotments Received	Adjustments (Withdrawal, Realignment)	Transfer To	Transfer From	Adjusted Total Allotments	1st Quarter ending March 31	2nd Quarter ending June 30	3rd Quarter ending Sept. 30	4th Quarter ending Dec. 31	Total	1st Quarter ending March 31	2nd Quarter ending June 30	3rd Quarter ending Sept. 30	4th Quarter ending Dec. 31	Total	Unreleased Appropriations	Unobligated Allotment	Unpaid Obligations (15-20)=(23+24)	
																						Due and Demandable	Not Yet Due and Demandable
1	2	3	4	5=(3+4)	6	7	8	9	10=(6+7)+8+9	11	12	13	14	15=(11+12+13+14)	16	17	18	19	20=(16+17+18+19)	21=(5-6)	22=(10-15)	23	24
302050000 Negotiation of International Financing Transactions																							
PERSONNEL SERVICES	50100000 00	6,441,000.00	-	6,441,000.00	6,441,000.00	(615,281.85)	-	-	5,825,718.15	1,334,711.00	1,648,248.00	1,529,532.00	-	4,512,491.00	1,211,127.74	1,250,937.53	1,568,551.04	-	4,030,616.31	-	1,313,227.15	481,874.69	
MAINTENANCE & OTHER OPERATING SERVICES	50200000 00	4,353,000.00	-	4,353,000.00	4,353,000.00	68,983.47	-	-	4,421,983.47	1,625,905.05	409,516.43	851,979.64	-	2,887,401.12	239,847.80	550,238.70	873,595.90	-	1,663,682.40	-	1,534,582.35	990,677.05	233,041.67
CAPITAL OUTLAY	50600000 00	-	-	-	-	-	-	-	-	-	-	-	-	-	-	-	-	-	-	-	-	-	-
TOTAL		10,794,000.00	-	10,794,000.00	10,794,000.00	(546,298.38)	-	-	10,247,701.62	2,960,616.05	2,057,764.43	2,381,511.64	-	7,399,892.12	1,450,975.54	1,801,176.23	2,442,146.94	-	5,694,298.71	-	2,847,809.50	1,472,551.74	233,041.67
302060000 Monitoring, performance evaluation and coordination of the government corporate sector																							
PERSONNEL SERVICES	50100000 00	7,242,000.00	-	7,242,000.00	7,242,000.00	280,131.78	-	-	7,522,131.78	2,063,714.06	2,639,023.48	2,786,659.24	-	7,489,396.78	1,803,253.98	2,157,651.57	2,678,204.99	-	6,639,110.54	-	32,735.00	850,286.24	-
MAINTENANCE & OTHER OPERATING SERVICES	50200000 00	4,546,000.00	-	4,546,000.00	4,546,000.00	5,221,239.24	-	-	9,767,239.24	7,008,711.44	(98,252.65)	2,070,133.27	-	8,980,592.06	383,894.01	933,905.71	3,777,000.98	-	5,094,800.70	-	786,647.18	2,676,220.07	1,209,571.30
CAPITAL OUTLAY	50600000 00	-	-	-	-	9,686.00	-	-	9,686.00	-	-	9,686.00	-	9,686.00	-	-	-	-	-	-	-	9,686.00	-
TOTAL		11,788,000.00	-	11,788,000.00	11,788,000.00	5,511,057.02	-	-	17,299,057.02	9,072,425.50	2,540,770.83	4,866,478.51	-	16,479,674.84	2,187,147.99	3,091,557.28	6,455,205.97	-	11,733,911.24	-	819,382.18	3,536,192.31	1,209,571.30
303010000 Administration of funds for municipal development																							
PERSONNEL SERVICES	50100000 00	13,075,000.00	-	13,075,000.00	13,075,000.00	(788,000.00)	-	-	12,287,000.00	2,834,933.98	3,689,668.34	3,540,747.07	-	10,065,349.39	2,789,616.94	3,134,836.55	3,481,492.34	-	9,405,945.83	-	2,221,650.61	659,403.56	-
MAINTENANCE & OTHER OPERATING SERVICES	50200000 00	6,105,000.00	-	6,105,000.00	6,105,000.00	(60,228.97)	-	-	6,044,771.03	2,150,856.55	820,651.41	1,514,153.19	-	4,485,661.15	1,263,258.32	1,010,272.21	1,278,364.74	-	3,551,895.27	-	1,559,109.88	809,143.85	124,622.03
CAPITAL OUTLAY	50600000 00	-	-	-	-	-	-	-	-	-	-	-	-	-	-	-	-	-	-	-	-	-	-
TOTAL		19,180,000.00	-	19,180,000.00	19,180,000.00	(848,228.97)	-	-	18,331,771.03	4,985,790.53	4,510,319.75	5,054,900.26	-	14,551,010.54	4,052,875.26	4,145,108.76	4,759,857.08	-	12,957,841.10	-	3,780,760.49	1,468,547.41	124,622.03
Sub-Total, Agency Specific Budget																							
PERSONNEL SERVICES	50100000 00	183,367,000.00	-	183,367,000.00	183,367,000.00	0.00	-	-	183,367,000.00	46,568,721.50	60,470,365.48	62,404,482.72	-	169,443,569.70	41,740,071.01	51,626,847.36	59,963,667.38	-	153,330,585.75	-	13,923,430.30	16,112,983.95	-
MAINTENANCE & OTHER OPERATING SERVICES	50200000 00	243,823,000.00	-	243,823,000.00	243,823,000.00	-	-	-	243,823,000.00	66,769,530.14	23,676,174.51	50,625,568.84	-	141,071,273.49	16,365,282.42	30,369,219.57	46,633,048.44	-	93,367,550.43	-	102,751,726.51	37,307,736.12	10,395,986.94
CAPITAL OUTLAY	50600000 00	11,568,000.00	-	11,568,000.00	11,568,000.00	(0.00)	-	-	11,568,000.00	41,090.00	278,057.00	175,473.76	-	494,620.76	-	20,215.00	178,844.72	-	199,059.72	-	11,073,379.24	295,561.04	-
TOTAL		438,758,000.00	-	438,758,000.00	438,758,000.00	0.00	-	-	438,758,000.00	113,379,341.64	84,424,596.99	113,205,525.32	-	311,009,463.95	58,105,353.43	82,016,281.93	106,775,560.54	-	246,897,195.90	-	127,748,536.05	53,716,281.11	10,395,986.94
II. AUTOMATIC APPROPRIATIONS																							
PERSONNEL SERVICES																							
100010000 Retirement and Life Insurance Premium	50103010 00	4,924,000.00	-	4,924,000.00	4,924,000.00	(766,635.95)	-	-	4,157,364.05	1,239,227.11	1,279,837.18	1,224,782.24	-	3,743,846.53	977,198.14	1,246,036.67	1,520,611.72	-	3,743,846.53	-	413,517.52	-	-
200010000 Retirement and Life Insurance Premium	50103010 00	164,000.00	-	164,000.00	164,000.00	66,932.74	-	-	230,932.74	51,588.88	89,918.64	89,425.22	-	230,932.74	29,864.16	89,190.88	111,877.70	-	230,932.74	-	-	-	-
200020000 Retirement and Life Insurance Premium	50103010 00	797,000.00	-	797,000.00	797,000.00	-	-	-	797,000.00	163,337.64	203,560.55	182,140.08	-	549,038.27	111,752.52	194,110.55	243,175.20	-	549,038.27	-	247,961.73	-	-
301010001 Retirement and Life Insurance Premium	50103010 00	1,249,000.00	-	1,249,000.00	1,249,000.00	-	-	-	1,249,000.00	313,496.88	326,099.70	312,140.78	-	951,737.36	206,200.56	318,856.32	426,680.48	-	951,737.36	-	297,262.64	-	-
301010002 Retirement and Life Insurance Premium	50103010 00	275,000.00	-	275,000.00	275,000.00	-	-	-	275,000.00	68,970.96	69,014.16	64,583.33	-	202,568.45	45,980.64	68,970.96	87,616.85	-	202,568.45	-	72,431.55	-	-
301020000 Retirement and Life Insurance Premium	50103010 00	523,000.00	-	523,000.00	523,000.00	-	-	-	523,000.00	98,734.80	103,558.20	99,011.95	-	301,304.95	31,643.76	101,475.84	168,185.35	-	301,304.95	-	221,695.05	-	-
301030000 Retirement and Life Insurance Premium	50103010 00	815,000.00	-	815,000.00	815,000.00	-	-	-	815,000.00	216,870.75	210,495.96	204,417.55	-	631,784.26	145,333.31	211,868.08	274,562.87	-	631,784.26	-	183,215.74	-	-
302010000 Retirement and Life Insurance Premium	50103010 00	970,000.00	-	970,000.00	970,000.00	-	-	-	970,000.00	205,060.92	245,641.32	277,647.11	-	728,349.35	192,748.56	226,694.28	308,906.51	-	728,349.35	-	241,650.65	-	-
302020000 Retirement and Life Insurance Premium	50103010 00	1,279,000.00	-	1,279,000.00	1,279,000.00	-	-	-	1,279,000.00	275,475.96	269,084.27	258,080.94	-	802,641.17	95,992.32	260,222.04	446,426.81	-	802,641.17	-	476,358.83	-	-
302030000 Retirement and Life Insurance Premium	50103010 00	1,563,000.00	-	1,563,000.00	1,563,000.00	999,703.21	-	-	2,562,703.21	572,517.87	902,077.21	1,088,108.13	-	2,562,703.21	404,497.11	737,056.57	1,421,149.53	-	2,562,703.21	-	-	-	-
302040000 Retirement and Life Insurance Premium	50103010 00	2,225,000.00	-	2,225,000.00	2,225,000.00	(300,000.00)	-	-	1,925,000.00	527,252.05	490,893.07	501,569.86	-	1,519,714.98	353,499.25	501,933.07	664,282.66	-	1,519,714.98	-	405,285.02	-	-
302050000 Retirement and Life Insurance Premium	50103010 00	616,000.00	-	616,000.00	616,000.00	-	-	-	616,000.00	112,011.36	111,993.48	112,250.16	-	336,255.00	74,680.20	111,993.48	149,581.32	-	336,255.00	-	279,745.00	-	-
302060000 Retirement and Life Insurance Premium	50103010 00	672,000.00	-	672,000.00	672,000.00	-	-	-	672,000.00	170,267.10	225,867.84	217,254.77	-	613,389.71	56,046.60	216,064.86	341,278.25	-	613,389.71	-	58,610.29	-	-
303010000 Retirement and Life Insurance Premium	50103010 00	1,256,000.00	-	1,256,000.00	1,256,000.00	-	-	-	1,256,000.00	270,462.58	265,061.60	263,350.54	-	798,874.72	182,775.07	263,022.24	353,077.41	-	798,874.72	-	457,125.28	-	-
Retirement and Life Insurance Premium	50103010 00	17,328,000.00	-	17,328,000.00	17,328,000.00	-	-	-	17,328,000.00	4,28,													

STATEMENT OF APPROPRIATIONS, ALLOTMENTS, OBLIGATIONS, DISBURSEMENTS AND BALANCES  
As of the Quarter Ending September 30, 2014

Department: Department of Finance  
Agency/Operating Unit: Office of the Secretary  
Organizational Code (UACS): 11 001 0000000  
Funding Source Code (as clustered): 101101, 104102, 101405 & 101407

X	Current Year Appropriations
	Supplemental Appropriations
	Continuing Appropriations

Particulars	UACS CODE	Appropriations			Allotments					Current Year Obligations					Current Year Disbursements					Balances			
		Authorized Appropriations	Adjustments (Transfer To/From, Realignment)	Adjusted Appropriations	Allotments Received	Adjustments (Withdrawal, Realignment)	Transfer To	Transfer From	Adjusted Total Allotments	1st Quarter ending March 31	2nd Quarter ending June 30	3rd Quarter ending Sept. 30	4th Quarter ending Dec. 31	Total	1st Quarter ending March 31	2nd Quarter ending June 30	3rd Quarter ending Sept. 30	4th Quarter ending Dec. 31	Total	Unreleased Appropriations	Unobligated Allotment	Unpaid Obligations (15-20)=(23+24)	
																						Due and Demandable	Not Yet Due and Demandable
1	2	3	4	5=(3+4)	6	7	8	9	10=(8+9)-(7+8-9)	11	12	13	14	15=(11+12+13+14)	16	17	18	19	20=(16+17+18+19)	21=(5-6)	22=(10-15)	23	24
III. SPECIAL PURPOSE FUNDS																							
Pension and Gratuity Fund																							
PERSONNEL SERVICES	50100000 00	-	1,773,826.00	1,773,826.00	1,773,826.00	-	-	-	1,773,826.00	376,309.80	1,095,592.97	273,097.19	-	1,744,999.96	-	1,471,902.77	273,097.19	-	1,744,999.96	-	28,826.04	-	-
MAINTENANCE & OTHER OPERATING SERVICES	50200000 00	-	-	-	-	-	-	-	-	-	-	-	-	-	-	-	-	-	-	-	-	-	-
CAPITAL OUTLAY	50600000 00	-	-	-	-	-	-	-	-	-	-	-	-	-	-	-	-	-	-	-	-	-	-
TOTAL		-	1,773,826.00	1,773,826.00	1,773,826.00	-	-	-	1,773,826.00	376,309.80	1,095,592.97	273,097.19	-	1,744,999.96	-	1,471,902.77	273,097.19	-	1,744,999.96	-	28,826.04	-	-
International Commitments Fund																							
PERSONNEL SERVICES	50100000 00	-	-	-	-	-	-	-	-	-	-	-	-	-	-	-	-	-	-	-	-	-	-
MAINTENANCE & OTHER OPERATING SERVICES	50200000 00	-	123,831,380.00	123,831,380.00	123,831,380.00	-	-	-	123,831,380.00	8,293,843.00	80,615,251.29	11,020,382.82	-	99,929,477.11	7,522,198.00	50,025,052.69	39,901,140.92	-	97,448,391.61	-	23,901,902.89	2,481,085.50	-
CAPITAL OUTLAY	50600000 00	-	-	-	-	-	-	-	-	-	-	-	-	-	-	-	-	-	-	-	-	-	-
TOTAL		-	123,831,380.00	123,831,380.00	123,831,380.00	-	-	-	123,831,380.00	8,293,843.00	80,615,251.29	11,020,382.82	-	99,929,477.11	7,522,198.00	50,025,052.69	39,901,140.92	-	97,448,391.61	-	23,901,902.89	2,481,085.50	-
Sub-Total, Special Purpose Funds																							
PERSONNEL SERVICES	50100000 00	-	1,773,826.00	1,773,826.00	1,773,826.00	-	-	-	1,773,826.00	376,309.80	1,095,592.97	273,097.19	-	1,744,999.96	-	1,471,902.77	273,097.19	-	1,744,999.96	-	28,826.04	-	-
MAINTENANCE & OTHER OPERATING SERVICES	50200000 00	-	123,831,380.00	123,831,380.00	123,831,380.00	-	-	-	123,831,380.00	8,293,843.00	80,615,251.29	11,020,382.82	-	99,929,477.11	7,522,198.00	50,025,052.69	39,901,140.92	-	97,448,391.61	-	23,901,902.89	2,481,085.50	-
CAPITAL OUTLAY	50600000 00	-	-	-	-	-	-	-	-	-	-	-	-	-	-	-	-	-	-	-	-	-	-
TOTAL		-	125,605,206.00	125,605,206.00	125,605,206.00	-	-	-	125,605,206.00	8,670,152.80	81,710,844.26	11,293,480.01	-	101,674,477.07	7,522,198.00	51,496,955.46	40,174,238.11	-	99,193,391.57	-	23,930,728.93	2,481,085.50	-
GRAND TOTAL																							
PERSONNEL SERVICES	50100000 00	200,695,000.00	1,773,826.00	202,468,826.00	202,468,826.00	0.00	-	-	202,468,826.00	51,230,306.16	66,359,061.63	67,572,342.57	-	185,161,710.36	44,648,283.21	57,646,245.97	66,754,197.23	-	169,048,726.41	-	17,307,115.64	16,112,983.95	-
MAINTENANCE & OTHER OPERATING SERVICES	50200000 00	243,823,000.00	123,831,380.00	367,654,380.00	367,654,380.00	0.00	-	-	367,654,380.00	75,063,373.14	104,291,425.80	61,645,951.66	-	241,000,750.60	23,887,480.42	80,394,272.26	86,534,189.36	-	190,815,942.04	-	126,653,629.40	39,788,821.62	10,395,986.94
CAPITAL OUTLAY	50600000 00	11,568,000.00	-	11,568,000.00	11,568,000.00	(0.00)	-	-	11,568,000.00	41,090.00	278,057.00	175,473.76	-	494,620.76	-	20,215.00	178,844.72	-	199,059.72	-	11,073,379.24	295,561.04	-
TOTAL		456,086,000.00	125,605,206.00	581,691,206.00	581,691,206.00	0.00	-	-	581,691,206.00	126,334,769.30	170,928,544.43	129,393,767.99	-	426,657,061.72	68,535,763.63	138,060,733.23	153,467,231.31	-	360,063,728.17	-	155,034,124.28	56,197,366.61	10,395,986.94
Recapitulation by MFO:																							
MFO 1 Financial Sector and Fiscal Policy Services (Domestic and International)	301000000	98,895,000.00	123,831,380.00	222,726,380.00	222,726,380.00	1,273,234.08	-	-	223,999,614.08	26,060,747.62	97,368,541.67	29,466,615.14	-	152,895,904.43	17,462,047.43	63,259,247.11	56,862,127.19	-	137,583,421.73	-	71,103,709.65	12,494,434.78	2,818,047.92
MFO 2 Public Sector Financial Resources Management Services	302000000	119,006,000.00	-	119,006,000.00	119,006,000.00	22,133,660.33	-	-	141,139,660.33	43,204,089.80	34,532,011.66	45,504,431.94	-	123,240,533.40	23,426,300.11	32,353,884.29	45,134,402.60	-	100,914,587.00	-	17,899,126.93	19,404,569.13	2,921,377.27
MFO 3 Municipal Development Fund Administration Services	303000000	20,436,000.00	-	20,436,000.00	20,436,000.00	(848,228.97)	-	-	19,587,771.03	5,256,253.11	4,775,381.35	5,318,250.80	-	15,349,885.26	4,235,650.33	4,408,131.00	5,112,934.49	-	13,756,715.82	-	4,237,885.77	1,468,547.41	124,622.03
TOTAL		238,337,000.00	123,831,380.00	362,168,380.00	362,168,380.00	22,558,665.44	-	-	384,727,045.44	74,521,090.53	136,675,934.68	80,289,297.88	-	291,486,323.09	45,123,997.87	100,021,262.40	107,109,464.28	-	252,254,724.55	-	93,240,722.35	33,367,551.33	5,864,047.21




STATEMENT OF APPROPRIATIONS, ALLOTMENTS, OBLIGATIONS, DISBURSEMENTS AND BALANCES  
As of the Quarter Ending September 30, 2014

Department: Department of Finance  
Agency/Operating Unit: Office of the Secretary  
Organizational Code (UACS): 11 001 000000  
Funding Source Code (as clustered): 101101, 104102, 101405 & 101407

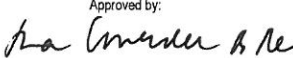
X	Current Year Appropriations
	Supplemental Appropriations
	Continuing Appropriations

Particulars	UACS CODE	Appropriations			Allotments			Current Year Obligations						Current Year Disbursements						Balances			
		Authorized Appropriations	Adjustments (Transfer To/From, Realignment)	Adjusted Appropriations	Allotments Received	Adjustments (Withdrawal, Realignment)	Transfer To	Transfer From	Adjusted Total Allotments	1st Quarter ending March 31	2nd Quarter ending June 30	3rd Quarter ending Sept. 30	4th Quarter ending Dec. 31	Total	1st Quarter ending March 31	2nd Quarter ending June 30	3rd Quarter ending Sept. 30	4th Quarter ending Dec. 31	Total	Unreleased Appropriations	Unobligated Allotment	Unpaid Obligations (15-20)=(23+24)	
		3	4	5=(3-4)	6	7	8	9	10=(8+9)	11	12	13	14	15=(11+12+13+14)	16	17	18	19	20=(16+17+18+19)	21=(5-6)	22=(10-15)	23	24
OF WHICH:																							
Major Programs/Projects																							
KRA No. 1 - Anti-Corruption, Transparent, Accountable and Participatory Governance		238,337,000.00	123,831,380.00	362,168,380.00	362,168,380.00	22,558,665.44	-	-	384,727,045.44	74,521,090.53	136,675,934.68	80,289,297.88	-	291,486,323.09	45,123,997.87	100,021,262.40	107,109,464.28	-	252,254,724.55	-	93,240,722.35	33,367,551.33	5,864,047.21
MFO 1 Financial Sector and Fiscal Policy Services (Domestic and International)	301000000	98,895,000.00	123,831,380.00	222,726,380.00	222,726,380.00	1,273,234.08	-	-	223,999,614.08	26,060,747.62	97,368,541.67	29,466,615.14	-	152,895,904.43	17,462,047.43	63,259,247.11	56,862,127.19	-	137,583,421.73	-	71,103,709.65	12,494,434.78	2,818,047.92
Financial and fiscal planning & programming consolidation	301010001	23,768,000.00	-	23,768,000.00	23,768,000.00	(59,316.45)	-	-	23,708,683.55	5,717,485.21	5,800,273.72	7,815,848.92	-	19,333,607.85	3,833,433.28	5,067,170.03	7,190,615.94	-	16,091,219.25	-	4,375,075.70	2,905,176.24	337,212.36
Consolidation, analysis, generation of reports, planning and programming/project formulation on revenue statistics	301010002	3,362,000.00	-	3,362,000.00	3,362,000.00	(18,720.00)	-	-	3,343,280.00	742,878.96	1,053,489.85	928,250.57	-	2,724,619.38	716,838.64	926,559.15	880,871.31	-	2,524,269.10	-	618,660.62	200,350.28	-
Philippine Extractive Industries Transparency Initiative (PH-EITI)	301010003	10,978,000.00	-	10,978,000.00	10,978,000.00	-	-	-	10,978,000.00	3,195,280.11	3,981,630.54	941,858.62	-	8,118,769.27	724,798.17	1,510,384.86	783,329.46	-	3,018,512.49	-	2,859,230.73	3,299,100.28	1,801,156.50
Tax policy research and formulation	301020000	8,472,000.00	-	8,472,000.00	8,472,000.00	744,356.30	-	-	9,216,356.30	2,453,598.23	1,811,588.58	2,971,588.34	-	7,236,775.15	1,342,645.20	1,684,384.42	2,745,081.59	-	5,772,111.21	-	1,979,581.15	1,261,353.85	203,310.09
Preparation of inputs of financial and economic policies of international development	301030000	52,315,000.00	123,831,380.00	176,146,380.00	176,146,380.00	606,914.23	-	-	176,753,294.23	13,951,505.11	84,721,558.98	16,809,068.69	-	115,482,132.78	10,844,332.14	54,070,748.65	45,262,228.89	-	110,177,309.68	-	61,271,161.45	4,828,454.13	476,368.97
MFO 2 Public Sector Financial Resources Management Services	302000000	119,006,000.00	-	119,006,000.00	119,006,000.00	22,133,660.33	-	-	141,139,660.33	43,204,089.80	34,532,011.66	45,504,431.94	-	123,240,533.40	23,426,300.11	32,353,884.29	45,134,402.60	-	100,914,587.00	-	17,899,126.93	19,404,569.13	2,921,377.27
Privatization Group and Council Secretariat support	302010000	17,405,000.00	-	17,405,000.00	17,405,000.00	(1,691,175.16)	-	-	15,713,824.84	3,290,586.50	3,832,291.60	5,995,823.99	-	13,118,702.09	2,765,193.52	3,460,800.86	5,029,838.68	-	11,255,833.06	-	2,595,122.75	1,772,934.00	89,935.04
Revenue Integrity Protection Service (RIPS) activities	302020000	21,544,000.00	-	21,544,000.00	21,544,000.00	(766,627.21)	-	-	20,777,372.79	4,155,006.39	4,246,431.60	5,499,557.78	-	13,900,995.77	2,885,692.56	3,824,091.56	4,361,501.24	-	11,071,285.36	-	6,877,377.02	2,470,461.80	359,248.62
Processing of tax exemption requests and oversight of tax law implementation	302030000	27,664,000.00	-	27,664,000.00	27,664,000.00	17,585,960.76	-	-	45,249,960.76	13,537,431.55	13,079,215.49	17,105,775.69	-	43,722,422.73	7,914,609.20	12,554,903.32	17,147,617.98	-	37,617,130.50	-	1,527,538.03	5,615,960.40	489,331.83
Operation of One-Stop Shop Inter-Agency Tax Credit and Duty Draw-Back Center	302040000	28,523,000.00	-	28,523,000.00	28,523,000.00	2,039,743.30	-	-	30,562,743.30	9,905,745.35	8,437,676.39	9,325,779.40	-	27,669,201.14	6,091,954.50	7,293,296.70	9,207,232.22	-	22,592,483.42	-	2,893,542.16	4,536,468.90	540,248.83
Negotiation of international financing transactions	302050000	11,410,000.00	-	11,410,000.00	11,410,000.00	(546,298.38)	-	-	10,863,701.62	3,072,627.41	2,169,757.91	2,493,761.80	-	7,735,147.12	1,525,655.74	1,913,169.71	2,591,728.26	-	6,030,553.71	-	3,127,554.50	1,472,551.74	233,041.67
Monitoring, performance evaluation and coordination of the government corporate sector	302060000	12,460,000.00	-	12,460,000.00	12,460,000.00	5,511,057.02	-	-	17,971,057.02	9,242,692.60	2,766,638.67	5,083,733.28	-	17,093,064.55	2,243,194.59	3,307,622.14	6,796,484.22	-	12,347,300.95	-	877,992.47	3,536,192.31	1,209,571.30
MFO 3 Municipal Development Fund Administration Services	303000000	20,436,000.00	-	20,436,000.00	20,436,000.00	(848,228.97)	-	-	19,587,771.03	5,256,253.11	4,775,381.35	5,318,250.80	-	15,349,885.26	4,235,650.33	4,408,131.00	5,112,934.49	-	13,756,715.82	-	4,237,885.77	1,468,547.41	124,622.03
Administration of funds for municipal development	303010000	20,436,000.00	-	20,436,000.00	20,436,000.00	(848,228.97)	-	-	19,587,771.03	5,256,253.11	4,775,381.35	5,318,250.80	-	15,349,885.26	4,235,650.33	4,408,131.00	5,112,934.49	-	13,756,715.82	-	4,237,885.77	1,468,547.41	124,622.03

Certified Correct:  
  
MA. LUISA M. NOTARIO  
Chief Administrative Officer, Budget Division  
Date:

Certified Correct:  
  
LOLITA R. VERDADERO  
Chief Accountant  
Date:

Recommending Approval:  
  
MA. LOURDES B. RECENTE  
Director IV, Central Financial Management Office  
Date:

Approved by:  
  
MA. LOURDES B. RECENTE  
Assistant Secretary and Chief of Staff  
Date:

STATEMENT OF APPROPRIATIONS, ALLOTMENTS, OBLIGATIONS, DISBURSEMENTS AND BALANCES  
As of the Quarter Ending September 30, 2014

Department: Department of Finance  
Agency/Operating Unit: Office of the Secretary  
Organizational Code (UACS): 11 001 0000000  
Funding Source Code (as clustered): 102101 & 102402

	Current Year Appropriations
	Supplemental Appropriations
x	Continuing Appropriations

Particulars	UACS CODE	Appropriations			Allotments					Current Year Obligations					Current Year Disbursements					Balances			
		Authorized Appropriations	Adjustments (Transfer To/From, Realignment)	Adjusted Appropriations	Allotments Received	Adjustments (Withdrawal, Realignment)	Transfer To	Transfer From	Adjusted Total Allotments	1st Quarter ending March 31	2nd Quarter ending June 30	3rd Quarter ending Sept. 30	4th Quarter ending Dec. 31	Total	1st Quarter ending March 31	2nd Quarter ending June 30	3rd Quarter ending Sept. 30	4th Quarter ending Dec. 31	Total	Unreleased Appropriations	Unobligated Allotment	Unpaid Obligations (15-20)=(23+24)	
																						Due and Demandable	Not Yet Due and Demandable
1	2	3	4	5=(3+4)	6	7	8	9	10=[(6+7)+8+9]	11	12	13	14	15=(11+12+13+14)	16	17	18	19	20=(16+17+18+19)	21=(5-6)	22=(10-15)	23	24
I. AGENCY SPECIFIC BUDGET																							
100010000 General Management and Supervision																							
PERSONNEL SERVICES	50100000 00	-	-	-	-	-	-	-	-	-	-	-	-	-	-	-	-	-	-	-	-	-	-
MAINTENANCE & OTHER OPERATING SERVICES	50200000 00	6,886,367.52	-	6,886,367.52	6,886,367.52	(29,726.54)	-	-	6,856,640.98	-	-	29,550.00	-	29,550.00	-	-	29,550.00	-	29,550.00	-	6,827,090.98	-	-
CAPITAL OUTLAY	50600000 00	713,323.88	-	713,323.88	713,323.88	(54,700.00)	-	-	658,623.88	-	-	14,680.00	-	14,680.00	-	-	13,080.00	-	13,080.00	-	643,943.88	1,600.00	-
TOTAL		7,599,691.40	-	7,599,691.40	7,599,691.40	(84,426.54)	-	-	7,515,264.86	-	-	44,230.00	-	44,230.00	-	-	42,630.00	-	42,630.00	-	7,471,034.86	1,600.00	-
200010000 Legal Services																							
PERSONNEL SERVICES	50100000 00	-	-	-	-	-	-	-	-	-	-	-	-	-	-	-	-	-	-	-	-	-	-
MAINTENANCE & OTHER OPERATING SERVICES	50200000 00	420,411.80	-	420,411.80	420,411.80	-	-	-	420,411.80	-	-	-	-	-	-	-	-	-	-	-	420,411.80	-	-
CAPITAL OUTLAY	50600000 00	-	-	-	-	-	-	-	-	-	-	-	-	-	-	-	-	-	-	-	-	-	-
TOTAL		420,411.80	-	420,411.80	420,411.80	-	-	-	420,411.80	-	-	-	-	-	-	-	-	-	-	-	420,411.80	-	-
200020000 Management of Information Systems																							
PERSONNEL SERVICES	50100000 00	-	-	-	-	-	-	-	-	-	-	-	-	-	-	-	-	-	-	-	-	-	-
MAINTENANCE & OTHER OPERATING SERVICES	50200000 00	8,955,583.02	-	8,955,583.02	8,955,583.02	(123,839.00)	-	-	8,831,744.02	-	-	-	-	-	-	-	-	-	-	-	8,831,744.02	-	-
CAPITAL OUTLAY	50600000 00	-	-	-	-	-	-	-	-	-	-	-	-	-	-	-	-	-	-	-	-	-	-
TOTAL		8,955,583.02	-	8,955,583.02	8,955,583.02	(123,839.00)	-	-	8,831,744.02	-	-	-	-	-	-	-	-	-	-	-	8,831,744.02	-	-
301010001 Financial and Fiscal Planning and Programming																							
PERSONNEL SERVICES	50100000 00	-	-	-	-	-	-	-	-	-	-	-	-	-	-	-	-	-	-	-	-	-	-
MAINTENANCE & OTHER OPERATING SERVICES	50200000 00	2,825,110.12	-	2,825,110.12	2,825,110.12	(50,000.00)	-	-	2,775,110.12	-	-	-	-	-	-	-	-	-	-	-	2,775,110.12	-	-
CAPITAL OUTLAY	50600000 00	-	-	-	-	-	-	-	-	-	-	-	-	-	-	-	-	-	-	-	-	-	-
TOTAL		2,825,110.12	-	2,825,110.12	2,825,110.12	(50,000.00)	-	-	2,775,110.12	-	-	-	-	-	-	-	-	-	-	-	2,775,110.12	-	-
301010002 Consolidation, Analysis, Generation of Reports, Planning and Programming/Project Formulation on Revenue Statistics																							
PERSONNEL SERVICES	50100000 00	-	-	-	-	-	-	-	-	-	-	-	-	-	-	-	-	-	-	-	-	-	-
MAINTENANCE & OTHER OPERATING SERVICES	50200000 00	181,000.00	-	181,000.00	181,000.00	-	-	-	181,000.00	-	-	-	-	-	-	-	-	-	-	-	181,000.00	-	-
CAPITAL OUTLAY	50600000 00	-	-	-	-	35,000.00	-	-	35,000.00	-	35,000.00	-	-	35,000.00	-	35,000.00	-	-	35,000.00	-	-	-	-
TOTAL		181,000.00	-	181,000.00	181,000.00	35,000.00	-	-	216,000.00	-	35,000.00	-	-	35,000.00	-	35,000.00	-	-	35,000.00	-	181,000.00	-	-
301010003 Philippine Extractive Industries Transparency Initiative (PH-EITI)																							
PERSONNEL SERVICES	50100000 00	-	-	-	-	-	-	-	-	-	-	-	-	-	-	-	-	-	-	-	-	-	-
MAINTENANCE & OTHER OPERATING SERVICES	50200000 00	-	-	-	-	-	-	-	-	-	-	-	-	-	-	-	-	-	-	-	-	-	-
CAPITAL OUTLAY	50600000 00	-	-	-	-	-	-	-	-	-	-	-	-	-	-	-	-	-	-	-	-	-	-
TOTAL		-	-	-	-	-	-	-	-	-	-	-	-	-	-	-	-	-	-	-	-	-	-

STATEMENT OF APPROPRIATIONS, ALLOTMENTS, OBLIGATIONS, DISBURSEMENTS AND BALANCES  
As of the Quarter Ending September 30, 2014

Department: Department of Finance  
Agency/Operating Unit: Office of the Secretary  
Organizational Code (UACS): 11 001 0000000  
Funding Source Code (as clustered): 102101 & 102402

	Current Year Appropriations
	Supplemental Appropriations
x	Continuing Appropriations

Particulars	UACS CODE	Appropriations			Allotments					Current Year Obligations					Current Year Disbursements					Balances				
		Authorized Appropriations	Adjustments (Transfer To/From, Realignment)	Adjusted Appropriations	Allotments Received	Adjustments (Withdrawal, Realignment)	Transfer To	Transfer From	Adjusted Total Allotments	1st Quarter ending March 31	2nd Quarter ending June 30	3rd Quarter ending Sept. 30	4th Quarter ending Dec. 31	Total	1st Quarter ending March 31	2nd Quarter ending June 30	3rd Quarter ending Sept. 30	4th Quarter ending Dec. 31	Total	Unreleased Appropriations	Unobligated Allotment	Unpaid Obligations (15-20)=(23+24)		
																						Due and Demandable	Not Yet Due and Demandable	
1	2	3	4	5=(3+4)	6	7	8	9	10=(8+9)	11	12	13	14	15=(11+12+13+14)	16	17	18	19	20=(16+17+18+19)	21=(5-6)	22=(10-15)	23	24	
301020000 Tax Policy Research and Formulation																								
PERSONNEL SERVICES	50100000 00	-	-	-	-	-	-	-	-	-	-	-	-	-	-	-	-	-	-	-	-	-	-	
MAINTENANCE & OTHER OPERATING SERVICES	50200000 00	61,235.72	-	61,235.72	61,235.72	-	-	-	61,235.72	-	-	-	-	-	-	-	-	-	-	-	-	61,235.72	-	-
CAPITAL OUTLAY	50600000 00	-	-	-	-	-	-	-	-	-	-	-	-	-	-	-	-	-	-	-	-	-	-	
TOTAL		61,235.72	-	61,235.72	61,235.72	-	-	-	61,235.72	-	-	-	-	-	-	-	-	-	-	-	-	61,235.72	-	-
301030000 Preparation of Inputs of Financial and Economic Policies of International Development																								
PERSONNEL SERVICES	50100000 00	-	-	-	-	-	-	-	-	-	-	-	-	-	-	-	-	-	-	-	-	-	-	
MAINTENANCE & OTHER OPERATING SERVICES	50200000 00	7,737,328.80	-	7,737,328.80	7,737,328.80	(24,708.00)	-	-	7,712,620.80	-	-	-	-	-	-	-	-	-	-	-	-	7,712,620.80	-	-
CAPITAL OUTLAY	50600000 00	-	-	-	-	-	-	-	-	-	-	-	-	-	-	-	-	-	-	-	-	-	-	
TOTAL		7,737,328.80	-	7,737,328.80	7,737,328.80	(24,708.00)	-	-	7,712,620.80	-	-	-	-	-	-	-	-	-	-	-	-	7,712,620.80	-	-
302010000 Privatization Group and Council Secretariat Support																								
PERSONNEL SERVICES	50100000 00	-	-	-	-	-	-	-	-	-	-	-	-	-	-	-	-	-	-	-	-	-	-	
MAINTENANCE & OTHER OPERATING SERVICES	50200000 00	3,052,372.15	-	3,052,372.15	3,052,372.15	-	-	-	3,052,372.15	-	-	-	-	-	-	-	-	-	-	-	-	3,052,372.15	-	-
CAPITAL OUTLAY	50600000 00	-	-	-	-	-	-	-	-	-	-	-	-	-	-	-	-	-	-	-	-	-	-	
TOTAL		3,052,372.15	-	3,052,372.15	3,052,372.15	-	-	-	3,052,372.15	-	-	-	-	-	-	-	-	-	-	-	-	3,052,372.15	-	-
302020000 Revenue Integrity Protection Service (RIPS) Activities																								
PERSONNEL SERVICES	50100000 00	-	-	-	-	-	-	-	-	-	-	-	-	-	-	-	-	-	-	-	-	-	-	
MAINTENANCE & OTHER OPERATING SERVICES	50200000 00	1,427,230.51	-	1,427,230.51	1,427,230.51	-	-	-	1,427,230.51	-	-	-	-	-	-	-	-	-	-	-	-	1,427,230.51	-	-
CAPITAL OUTLAY	50600000 00	-	-	-	-	-	-	-	-	-	-	-	-	-	-	-	-	-	-	-	-	-	-	
TOTAL		1,427,230.51	-	1,427,230.51	1,427,230.51	-	-	-	1,427,230.51	-	-	-	-	-	-	-	-	-	-	-	-	1,427,230.51	-	-
302030000 Processing of tax exemption requests and oversight of tax law implementation																								
PERSONNEL SERVICES	50100000 00	-	-	-	-	-	-	-	-	-	-	-	-	-	-	-	-	-	-	-	-	-	-	
MAINTENANCE & OTHER OPERATING SERVICES	50200000 00	607,879.31	-	607,879.31	607,879.31	228,273.54	-	-	836,152.85	-	72,939.00	230,220.54	-	303,159.54	-	72,939.00	189,032.54	-	261,971.54	-	532,993.31	41,188.00	-	
CAPITAL OUTLAY	50600000 00	-	-	-	-	19,700.00	-	-	19,700.00	-	-	19,700.00	-	19,700.00	-	-	-	-	-	-	-	19,700.00	-	
TOTAL		607,879.31	-	607,879.31	607,879.31	247,973.54	-	-	855,852.85	-	72,939.00	249,920.54	-	322,859.54	-	72,939.00	189,032.54	-	261,971.54	-	532,993.31	60,888.00	-	
302040000 Operation of One-Stop Shop Inter-Agency Tax Credit and Duty Draw-Back Center																								
PERSONNEL SERVICES	50100000 00	-	-	-	-	-	-	-	-	-	-	-	-	-	-	-	-	-	-	-	-	-	-	
MAINTENANCE & OTHER OPERATING SERVICES	50200000 00	140,988.38	-	140,988.38	140,988.38	-	-	-	140,988.38	-	-	-	-	-	-	-	-	-	-	-	-	140,988.38	-	-
CAPITAL OUTLAY	50600000 00	-	-	-	-	-	-	-	-	-	-	-	-	-	-	-	-	-	-	-	-	-	-	
TOTAL		140,988.38	-	140,988.38	140,988.38	-	-	-	140,988.38	-	-	-	-	-	-	-	-	-	-	-	-	140,988.38	-	-



STATEMENT OF APPROPRIATIONS, ALLOTMENTS, OBLIGATIONS, DISBURSEMENTS AND BALANCES  
As of the Quarter Ending September 30, 2014

Department: Department of Finance  
Agency/Operating Unit: Office of the Secretary  
Organizational Code (UACS): 11 001 0000000  
Funding Source Code (as clustered): 102101 & 102402

	Current Year Appropriations
	Supplemental Appropriations
x	Continuing Appropriations

Particulars	UACS CODE	Appropriations			Allotments					Current Year Obligations					Current Year Disbursements					Balances			
		Authorized Appropriations	Adjustments (Transfer To/From, Realignment)	Adjusted Appropriations	Allotments Received	Adjustments (Withdrawal, Realignment)	Transfer To	Transfer From	Adjusted Total Allotments	1st Quarter ending March 31	2nd Quarter ending June 30	3rd Quarter ending Sept. 30	4th Quarter ending Dec. 31	Total	1st Quarter ending March 31	2nd Quarter ending June 30	3rd Quarter ending Sept. 30	4th Quarter ending Dec. 31	Total	Unreleased Appropriations	Unobligated Allotment	Unpaid Obligations (15-20)=(23+24)	
		3	4	5=(3+4)	6	7	8	9	10=(6+(-)(7)+8+9)	11	12	13	14	15=(11+12+13+14)	16	17	18	19	20=(16+17+18+19)	21=(5-6)	22=(10-15)	23	24
302050000 Negotiation of International Financing Transactions																							
PERSONNEL SERVICES	50100000 00	-	-	-	-	-	-	-	-	-	-	-	-	-	-	-	-	-	-	-	-	-	-
MAINTENANCE & OTHER OPERATING SERVICES	50200000 00	2,422,210.21	-	2,422,210.21	2,422,210.21	-	-	-	2,422,210.21	-	-	-	-	-	-	-	-	-	-	-	2,422,210.21	-	-
CAPITAL OUTLAY	50600000 00	-	-	-	-	-	-	-	-	-	-	-	-	-	-	-	-	-	-	-	-	-	-
TOTAL		2,422,210.21	-	2,422,210.21	2,422,210.21	-	-	-	2,422,210.21	-	-	-	-	-	-	-	-	-	-	-	2,422,210.21	-	-
302060000 Monitoring, performance evaluation and coordination of the government corporate sector																							
PERSONNEL SERVICES	50100000 00	-	-	-	-	-	-	-	-	-	-	-	-	-	-	-	-	-	-	-	-	-	-
MAINTENANCE & OTHER OPERATING SERVICES	50200000 00	145,211.98	-	145,211.98	145,211.98	-	-	-	145,211.98	-	-	-	-	-	-	-	-	-	-	-	145,211.98	-	-
CAPITAL OUTLAY	50600000 00	-	-	-	-	-	-	-	-	-	-	-	-	-	-	-	-	-	-	-	-	-	-
TOTAL		145,211.98	-	145,211.98	145,211.98	-	-	-	145,211.98	-	-	-	-	-	-	-	-	-	-	-	145,211.98	-	-
302070000 Develop, implement and maintain real property valuation standards and procedures																							
PERSONNEL SERVICES	50100000 00	-	-	-	-	-	-	-	-	-	-	-	-	-	-	-	-	-	-	-	-	-	-
MAINTENANCE & OTHER OPERATING SERVICES	50200000 00	110,000.00	-	110,000.00	110,000.00	-	-	-	110,000.00	-	-	-	-	-	-	-	-	-	-	-	110,000.00	-	-
CAPITAL OUTLAY	50600000 00	-	-	-	-	-	-	-	-	-	-	-	-	-	-	-	-	-	-	-	-	-	-
TOTAL		110,000.00	-	110,000.00	110,000.00	-	-	-	110,000.00	-	-	-	-	-	-	-	-	-	-	-	110,000.00	-	-
303010000 Administration of funds for municipal development																							
PERSONNEL SERVICES	50100000 00	-	-	-	-	-	-	-	-	-	-	-	-	-	-	-	-	-	-	-	-	-	-
MAINTENANCE & OTHER OPERATING SERVICES	50200000 00	529,220.78	-	529,220.78	529,220.78	-	-	-	529,220.78	-	-	-	-	-	-	-	-	-	-	-	529,220.78	-	-
CAPITAL OUTLAY	50600000 00	-	-	-	-	-	-	-	-	-	-	-	-	-	-	-	-	-	-	-	-	-	-
TOTAL		529,220.78	-	529,220.78	529,220.78	-	-	-	529,220.78	-	-	-	-	-	-	-	-	-	-	-	529,220.78	-	-
Locally-Funded Projects (LFPs)																							
Refund of Service Development Fee for the Right to Develop the Nampedai Property in Tokyo, Japan																							
Other Professional Services	50211990 00	210,579,000.00	-	210,579,000.00	-	-	-	-	-	-	-	-	-	-	-	-	-	-	-	210,579,000.00	-	-	-
Sub-Total, Agency Specific Budget																							
PERSONNEL SERVICES	50100000 00	-	-	-	-	-	-	-	-	-	-	-	-	-	-	-	-	-	-	-	-	-	-
MAINTENANCE & OTHER OPERATING SERVICES	50200000 00	246,081,150.30	-	246,081,150.30	35,502,150.30	-	-	-	35,502,150.30	-	72,939.00	259,770.54	-	332,709.54	-	72,939.00	218,582.54	-	291,521.54	210,579,000.00	35,169,440.76	41,188.00	-
CAPITAL OUTLAY	50600000 00	713,323.88	-	713,323.88	713,323.88	-	-	-	713,323.88	-	35,000.00	34,380.00	-	69,380.00	-	35,000.00	13,080.00	-	48,080.00	-	643,943.88	21,300.00	-
TOTAL		246,794,474.18	-	246,794,474.18	36,215,474.18	-	-	-	36,215,474.18	-	107,939.00	294,150.54	-	402,089.54	-	107,939.00	231,662.54	-	339,601.54	210,579,000.00	35,813,384.64	62,488.00	-



STATEMENT OF APPROPRIATIONS, ALLOTMENTS, OBLIGATIONS, DISBURSEMENTS AND BALANCES  
As of the Quarter Ending September 30, 2014

Department: Department of Finance  
Agency/Operating Unit: Office of the Secretary  
Organizational Code (UACS): 11 001 0000000  
Funding Source Code (as clustered): 102101 & 102402

	Current Year Appropriations
	Supplemental Appropriations
x	Continuing Appropriations


Particulars	UACS CODE	Appropriations			Allotments					Current Year Obligations					Current Year Disbursements					Balances																								
		Authorized Appropriations	Adjustments (Transfer To/From, Realignment)	Adjusted Appropriations	Allotments Received	Adjustments (Withdrawal, Realignment)	Transfer To	Transfer From	Adjusted Total Allotments	1st Quarter ending March 31	2nd Quarter ending June 30	3rd Quarter ending Sept. 30	4th Quarter ending Dec. 31	Total	1st Quarter ending March 31	2nd Quarter ending June 30	3rd Quarter ending Sept. 30	4th Quarter ending Dec. 31	Total	Unreleased Appropriations	Unobligated Allotment	Unpaid Obligations (15-20)=(23+24)																						
																						Due and Demandable	Not Yet Due and Demandable																					
1	2	3	4	5=(3+4)	6	7	8	9	10=[(6+7)-(7+8+9)]	11	12	13	14	15=(11+12+13+14)	16	17	18	19	20=(16+17+18+19)	21=(5-6)	22=(10-15)	23	24																					
II. AUTOMATIC APPROPRIATIONS																																												
PERSONNEL SERVICES																																												
100010000 Retirement and Life Insurance Premium	50103010 00			-	-				-					-					-	-	-	-																						
200010000 Retirement and Life Insurance Premium	50103010 00			-	-				-					-					-	-	-	-																						
200020000 Retirement and Life Insurance Premium	50103010 00			-	-				-					-					-	-	-	-																						
301010001 Retirement and Life Insurance Premium	50103010 00			-	-				-					-					-	-	-	-																						
301010002 Retirement and Life Insurance Premium	50103010 00			-	-				-					-					-	-	-	-																						
301020000 Retirement and Life Insurance Premium	50103010 00			-	-				-					-					-	-	-	-																						
301030000 Retirement and Life Insurance Premium	50103010 00			-	-				-					-					-	-	-	-																						
302010000 Retirement and Life Insurance Premium	50103010 00			-	-				-					-					-	-	-	-																						
302020000 Retirement and Life Insurance Premium	50103010 00			-	-				-					-					-	-	-	-																						
302030000 Retirement and Life Insurance Premium	50103010 00			-	-				-					-					-	-	-	-																						
302040000 Retirement and Life Insurance Premium	50103010 00			-	-				-					-					-	-	-	-																						
302050000 Retirement and Life Insurance Premium	50103010 00			-	-				-					-					-	-	-	-																						
302060000 Retirement and Life Insurance Premium	50103010 00			-	-				-					-					-	-	-	-																						
303010000 Retirement and Life Insurance Premium	50103010 00			-	-				-					-					-	-	-	-																						
Retirement and Life Insurance Premium	50103010 00	-	-	-	-	-	-	-	-	-	-	-	-	-	-	-	-	-	-	-	-	-	-																					
Sub-Total, Automatic Appropriations																																												
PERSONNEL SERVICES	50100000 00	-	-	-	-	-	-	-	-	-	-	-	-	-	-	-	-	-	-	-	-	-	-																					
MAINTENANCE & OTHER OPERATING SERVICES	50200000 00	-	-	-	-	-	-	-	-	-	-	-	-	-	-	-	-	-	-	-	-	-	-																					
CAPITAL OUTLAY	50600000 00	-	-	-	-	-	-	-	-	-	-	-	-	-	-	-	-	-	-	-	-	-	-																					
TOTAL		-	-	-	-	-	-	-	-	-	-	-	-	-	-	-	-	-	-	-	-	-	-																					
III. SPECIAL PURPOSE FUNDS																																												
Contingent Fund																																												
PERSONNEL SERVICES	50100000 00	-	-	-	-	-	-	-	-	-	-	-	-	-	-	-	-	-	-	-	-	-	-																					
MAINTENANCE & OTHER OPERATING SERVICES	50200000 00	-	210,950.00	210,950.00	210,950.00	-	-	-	210,950.00	-	-	-	-	-	-	-	-	-	-	-	210,950.00	-	-																					
CAPITAL OUTLAY	50600000 00	-	1,134,700.00	1,134,700.00	1,134,700.00	-	-	-	1,134,700.00	-	-	-	-	-	-	-	-	-	-	-	1,134,700.00	-	-																					
TOTAL		-	1,345,650.00	1,345,650.00	1,345,650.00	-	-	-	1,345,650.00	-	-	-	-	-	-	-	-	-	-	-	1,345,650.00	-	-																					
Sub-Total, Special Purpose Funds																																												
PERSONNEL SERVICES	50100000 00	-	-	-	-	-	-	-	-	-	-	-	-	-	-	-	-	-	-	-	-	-	-																					
MAINTENANCE & OTHER OPERATING SERVICES	50200000 00	-	210,950.00	210,950.00	210,950.00	-	-	-	210,950.00	-	-	-	-	-	-	-	-	-	-	-	210,950.00	-	-																					
CAPITAL OUTLAY	50600000 00	-	1,134,700.00	1,134,700.00	1,134,700.00	-	-	-	1,134,700.00	-	-	-	-	-	-	-	-	-	-	-	1,134,700.00	-	-																					
TOTAL		-	1,345,650.00	1,345,650.00	1,345,650.00	-	-	-	1,345,650.00	-	-	-	-	-	-	-	-	-	-	-	1,345,650.00	-	-																					
GRAND TOTAL																																												
PERSONNEL SERVICES	50100000 00	-	-	-	-	-	-	-	-	-	-	-	-	-	-	-	-	-	-	-	-	-	-																					
MAINTENANCE & OTHER OPERATING SERVICES	50200000 00	246,081,150.30	210,950.00	246,292,100.30	35,713,100.30	-	-	-	35,713,100.30	-	72,939.00	259,770.54	-	332,709.54	-	72,939.00	218,582.54	-	291,521.54	210,579,000.00	35,380,390.76	41,188.00	-																					
CAPITAL OUTLAY	50600000 00	713,323.88	1,134,700.00	1,848,023.88	1,848,023.88	-	-	-	1,848,023.88	-	35,000.00	34,380.00	-	69,380.00	-	35,000.00	13,080.00	-	48,080.00	-	1,778,643.88	21,300.00	-																					
TOTAL		246,794,474.18	1,345,650.00	248,140,124.18	37,561,124.18	-	-	-	37,561,124.18	-	107,939.00	294,150.54	-	402,089.54	-	107,939.00	231,662.54	-	339,601.54	210,579,000.00	37,159,034.64	62,488.00	-																					
Recapitulation by MFO:																																												
MFO 1 Financial Sector and Fiscal Policy Services (Domestic and International)	301000000	10,804,674.64	-	10,804,674.64	10,804,674.64	(39,708.00)	-	-	10,764,966.64	-	35,000.00	-	-	35,000.00	-	35,000.00	-	-	35,000.00	-	10,729,966.64	-	-																					
MFO 2 Public Sector Financial Resources Management Services	302000000	7,905,892.54	1,345,650.00	9,251,542.54	9,251,542.54	247,973.54	-	-	9,499,516.08	-	72,939.00	249,920.54	-	322,859.54	-	72,939.00	189,032.54	-	261,971.54	-	9,176,656.54	60,888.00	-																					
MFO 3 Municipal Development Fund Administration Services	303000000	529,220.78	-	529,220.78	529,220.78	-	-	-	529,220.78	-	-	-	-	-	-	-	-	-	-	-	529,220.78	-	-																					
TOTAL		19,239,787.96	1,345,650.00	20,585,437.96	20,585,437.96	208,265.54	-	-	20,793,703.50	-	107,939.00	249,920.54	-	357,859.54	-	107,939.00	189,032.54	-	296,971.54	-	20,435,843.96	60,888.00	-																					

STATEMENT OF APPROPRIATIONS, ALLOTMENTS, OBLIGATIONS, DISBURSEMENTS AND BALANCES  
As of the Quarter Ending September 30, 2014


Department: Department of Finance  
Agency/Operating Unit: Office of the Secretary  
Organizational Code (UACS): 11 001 0000000  
Funding Source Code (as clustered): 102101 & 102402


	Current Year Appropriations
	Supplemental Appropriations
x	Continuing Appropriations

Particulars	UACS CODE	Appropriations			Allotments					Current Year Obligations					Current Year Disbursements					Balances			
		Authorized Appropriations	Adjustments (Transfer To/From, Realignment)	Adjusted Appropriations	Allotments Received	Adjustments (Withdrawal, Realignment)	Transfer To	Transfer From	Adjusted Total Allotments	1st Quarter ending March 31	2nd Quarter ending June 30	3rd Quarter ending Sept. 30	4th Quarter ending Dec. 31	Total	1st Quarter ending March 31	2nd Quarter ending June 30	3rd Quarter ending Sept. 30	4th Quarter ending Dec. 31	Total	Unreleased Appropriations	Unobligated Allotment	Unpaid Obligations (15-20)=(23+24)	
																						Due and Demandable	Not Yet Due and Demandable
1	2	3	4	5=(3+4)	6	7	8	9	10=(6+(-)(7)+8+9)	11	12	13	14	15=(11+12+13+14)	16	17	18	19	20=(16+17+18+19)	21=(5-6)	22=(10-15)	23	24
OF WHICH:																							
Major Programs/Projects																							
KRA No. 1 - Anti-Corruption, Transparent, Accountable and Participatory Governance		19,239,787.96	1,345,650.00	20,585,437.96	20,585,437.96	208,265.54	-	-	20,793,703.50	-	107,939.00	249,920.54	-	357,859.54	-	107,939.00	189,032.54	-	296,971.54	-	20,435,843.96	60,888.00	-
MFO 1 Financial Sector and Fiscal Policy Services (Domestic and International)	30100000	10,804,674.64	-	10,804,674.64	10,804,674.64	(39,708.00)	-	-	10,764,966.64	-	35,000.00	-	-	35,000.00	-	35,000.00	-	-	35,000.00	-	10,729,966.64	-	-
Financial and fiscal planning & programming consolidation	301010001	2,825,110.12	-	2,825,110.12	2,825,110.12	(50,000.00)	-	-	2,775,110.12	-	-	-	-	-	-	-	-	-	-	-	2,775,110.12	-	-
Consolidation, analysis, generation of reports, planning and programming/project formulation on revenue statistics	301010002	181,000.00	-	181,000.00	181,000.00	35,000.00	-	-	216,000.00	-	35,000.00	-	-	35,000.00	-	35,000.00	-	-	35,000.00	-	181,000.00	-	-
Philippine Extractive Industries Transparency Initiative (PH-EITI)	301010003	-	-	-	-	-	-	-	-	-	-	-	-	-	-	-	-	-	-	-	-	-	-
Tax policy research and formulation	301020000	61,235.72	-	61,235.72	61,235.72	-	-	-	61,235.72	-	-	-	-	-	-	-	-	-	-	-	61,235.72	-	-
Preparation of inputs of financial and economic policies of international development	301030000	7,737,328.80	-	7,737,328.80	7,737,328.80	(24,708.00)	-	-	7,712,620.80	-	-	-	-	-	-	-	-	-	-	-	7,712,620.80	-	-
MFO 2 Public Sector Financial Resources Management Services	30200000	7,905,892.54	1,345,650.00	9,251,542.54	9,251,542.54	247,973.54	-	-	9,499,516.08	-	72,939.00	249,920.54	-	322,859.54	-	72,939.00	189,032.54	-	261,971.54	-	9,176,656.54	60,888.00	-
Privatization Group and Council Secretariat support	302010000	3,052,372.15	-	3,052,372.15	3,052,372.15	-	-	-	3,052,372.15	-	-	-	-	-	-	-	-	-	-	-	3,052,372.15	-	-
Revenue Integrity Protection Service (RIPS) activities	302020000	1,427,230.51	-	1,427,230.51	1,427,230.51	-	-	-	1,427,230.51	-	-	-	-	-	-	-	-	-	-	-	1,427,230.51	-	-
Processing of tax exemption requests and oversight of tax law implementation	302030000	607,879.31	1,345,650.00	1,953,529.31	1,953,529.31	247,973.54	-	-	2,201,502.85	-	72,939.00	249,920.54	-	322,859.54	-	72,939.00	189,032.54	-	261,971.54	-	1,878,643.31	60,888.00	-
Operation of One-Stop Shop Inter-Agency Tax Credit and Duty Draw-Back Center	302040000	140,988.38	-	140,988.38	140,988.38	-	-	-	140,988.38	-	-	-	-	-	-	-	-	-	-	-	140,988.38	-	-
Negotiation of international financing transactions	302050000	2,422,210.21	-	2,422,210.21	2,422,210.21	-	-	-	2,422,210.21	-	-	-	-	-	-	-	-	-	-	-	2,422,210.21	-	-
Monitoring, performance evaluation and coordination of the government corporate sector	302060000	145,211.98	-	145,211.98	145,211.98	-	-	-	145,211.98	-	-	-	-	-	-	-	-	-	-	-	145,211.98	-	-
Develop, implement and maintain real property valuation standards and procedures	302070000	110,000.00	-	110,000.00	110,000.00	-	-	-	110,000.00	-	-	-	-	-	-	-	-	-	-	-	110,000.00	-	-
MFO 3 Municipal Development Fund Administration Services	30300000	529,220.78	-	529,220.78	529,220.78	-	-	-	529,220.78	-	-	-	-	-	-	-	-	-	-	-	529,220.78	-	-
Administration of funds for municipal development	303010000	529,220.78	-	529,220.78	529,220.78	-	-	-	529,220.78	-	-	-	-	-	-	-	-	-	-	-	529,220.78	-	-

Certified Correct:  
  
MA. LUISA M. NOTARIO  
Chief Administrative Officer, Budget Division  
Date:

Certified Correct:  
  
LOLITA R. VERDADERO  
Chief Accountant  
Date:

Recommending Approval:  
  
MA. LOURDES V. DEPAL  
Director IV, Central Financial Management Office  
Date:

Approved by:  
  
MA. LOURDES B. RECENTE  
Assistant Secretary and Chief of Staff  
Date:

STATEMENT OF APPROPRIATIONS, ALLOTMENTS, OBLIGATIONS, DISBURSEMENTS AND BALANCES  
As of the Quarter Ending September 30, 2014

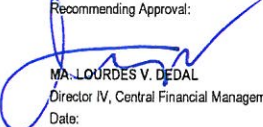
Department: Department of Finance  
Agency/Operating Unit: Office of the Secretary  
Organizational Code (UACS): 11 001 0000000  
Funding Source Code (as clustered): 104161

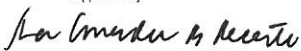
x	Current Year Appropriations
	Supplemental Appropriations
	Continuing Appropriations

Particulars	UACS CODE	Appropriations			Allotments					Current Year Obligations					Current Year Disbursements					Balances			
		Authorized Appropriations	Adjustments (Transfer To/From, Realignment)	Adjusted Appropriations	Allotments Received	Adjustments (Withdrawal, Realignment)	Transfer To	Transfer From	Adjusted Total Allotments	1st Quarter ending March 31	2nd Quarter ending June 30	3rd Quarter ending Sept. 30	4th Quarter ending Dec. 31	Total	1st Quarter ending March 31	2nd Quarter ending June 30	3rd Quarter ending Sept. 30	4th Quarter ending Dec. 31	Total	Unreleased Appropriations	Unobligated Allotment	Unpaid Obligations (15-20)=(23+24)	
																						Due and Demandable	Not Yet Due and Demandable
1	2	3	4	5=(3+4)	6	7	8	9	10=([6+(:7)-8+9]	11	12	13	14	15=(11+12+13+14)	16	17	18	19	20=(16+17+18+19)	21=(5-6)	22=(10-15)	23	24
Capacity Development Support Project - Germany																							
MFO 2	302000000																						
Negotiation of international financing transactions	302050000																						
PERSONNEL SERVICES	50100000 00	-	-	-	-	-	-	-	-	-	-	-	-	-	-	-	-	-	-	-	-	-	-
MAINTENANCE & OTHER OPERATING SERVICES	50200000 00	-	44,000,000.00	44,000,000.00	44,000,000.00	-	-	-	44,000,000.00	-	-	-	-	-	-	-	-	-	-	-	44,000,000.00	-	-
CAPITAL OUTLAY	50600000 00	-	6,000,000.00	6,000,000.00	6,000,000.00	-	-	-	6,000,000.00	-	-	-	-	-	-	-	-	-	-	-	6,000,000.00	-	-
TOTAL		-	50,000,000.00	50,000,000.00	50,000,000.00	-	-	-	50,000,000.00	-	-	-	-	-	-	-	-	-	-	-	50,000,000.00	-	-

Certified Correct:  
  
MA. LUISA M. NOTARIO  
Chief Administrative Officer, Budget Division  
Date:

Certified Correct:  
  
LOLITA R. VERDADERO  
Chief Accountant  
Date:

Recommending Approval:  
  
MA. LOURDES V. DEDAL  
Director IV, Central Financial Management Office  
Date:

Approved by:  
  
MA. LOURDES B. RECENTE  
Assistant Secretary and Chief of Staff  
Date: