

**QUARTERLY REPORT OF REVENUE AND OTHER RECEIPTS**

**As at the Quarter Ending September 30, 2022**

Department : Department of Finance (DOF)  
 Agency : Office of the Secretary  
 Operating Unit : < not applicable >  
 Organization Code (UACS) : 11 001 000000  
 Fund Cluster : 01 - Regular Agency Fund


Classification/Sources of Revenue and Other Receipts	UACS CODE	REVENUE TARGET (Annual) per BESF	Actual Revenue and Other Receipts Collections					Cumulative Remittance/Deposits to Date			Variance		Remarks
			1st Quarter Ending March 31	2nd Quarter Ending June 30	3rd Quarter Ending Sept. 30	4th Quarter Ending Dec. 31	Total	Remittance to BTr	Deposited with AGDB	TOTAL	Amount	%	
1	2	3	4	5	6	7	8=[(6+(-)7)-8+9]	9	10	11=(9+10)	12=(8-3)	13=(12/3)	14
<b>Regular Agency Fund</b>		3,336,000.00	1,527,283.52	11,584,841.19	12,482,439.56	0.00	25,594,564.27	25,438,874.27	148,140.00	25,587,014.27	22,258,564.27	667 %	
<b>Revenue Collections</b>		3,336,000.00	1,019,888.00	822,692.28	669,380.00	0.00	2,511,960.28	2,356,270.28	148,140.00	2,504,410.28	(824,039.72)	-25 %	
<b>Cash Revenue</b>		3,336,000.00	1,019,888.00	822,692.28	669,380.00	0.00	2,511,960.28	2,356,270.28	148,140.00	2,504,410.28	(824,039.72)	-25 %	
<b>Non-Tax</b>		3,336,000.00	1,019,888.00	822,692.28	669,380.00	0.00	2,511,960.28	2,356,270.28	148,140.00	2,504,410.28	(824,039.72)	-25 %	
Certification Fees	4020104002	399,000.00	19,850.00	16,500.00	14,800.00	0.00	51,150.00	51,000.00	0.00	51,000.00	(347,850.00)	-87 %	
Filing Fees	4020113007	2,937,000.00	564,000.00	533,600.00	650,200.00	0.00	1,747,800.00	1,740,400.00	0.00	1,740,400.00	(1,189,200.00)	-40 %	
Other Processing Fees	4020113099	0.00	0.00	1,340.00	0.00	0.00	1,340.00	1,340.00	0.00	1,340.00	1,340.00	0 %	
Other Service Income	4020199099	0.00	0.00	143,760.00	4,380.00	0.00	148,140.00	0.00	148,140.00	148,140.00	148,140.00	0 %	
Other Gains	4050199000	0.00	150.00	0.00	0.00	0.00	150.00	150.00	0.00	150.00	150.00	0 %	
Sale of Unserviceable Property	4060102000	0.00	435,888.00	108,800.00	0.00	0.00	544,688.00	544,688.00	0.00	544,688.00	544,688.00	0 %	
Miscellaneous Income	4060999000	0.00	0.00	18,692.28	0.00	0.00	18,692.28	18,692.28	0.00	18,692.28	18,692.28	0 %	
<b>Non-Revenue Collections/Other Receipts</b>		0.00	507,395.52	10,762,148.91	11,813,059.56	0.00	23,082,603.99	23,082,603.99	0.00	23,082,603.99	23,082,603.99	0 %	
<b>Cash Receipts</b>		0.00	507,395.52	10,762,148.91	11,813,059.56	0.00	23,082,603.99	23,082,603.99	0.00	23,082,603.99	23,082,603.99	0 %	
<b>Others</b>		0.00	507,395.52	10,762,148.91	11,813,059.56	0.00	23,082,603.99	23,082,603.99	0.00	23,082,603.99	23,082,603.99	0 %	
Petty Cash	1010102000	0.00	118,669.84	20,023.80	23,102.31	0.00	161,795.95	161,795.95	0.00	161,795.95	161,795.95	0 %	
Accounts Receivable	1030101000	0.00	0.00	0.00	20.00	0.00	20.00	20.00	0.00	20.00	20.00	0 %	
Due from Government-Owned and/or Controlled Corporations	1030302000	0.00	0.00	10,169,467.98	7,347,162.50	0.00	17,516,630.48	17,516,630.48	0.00	17,516,630.48	17,516,630.48	0 %	
Receivables - Disallowances/Charges	1030501000	0.00	8,156.84	21,726.10	47,823.86	0.00	77,706.80	77,706.80	0.00	77,706.80	77,706.80	0 %	
Due from Officers and Employees	1030502000	0.00	180,113.56	4,294.05	17,331.76	0.00	201,739.37	201,739.37	0.00	201,739.37	201,739.37	0 %	
Advances for Special Disbursing Officer	1990103000	0.00	165,697.00	227,268.06	0.00	0.00	392,965.06	392,965.06	0.00	392,965.06	392,965.06	0 %	
Advances to Officers and Employees	1990104000	0.00	13,649.80	81,299.38	4,330,333.76	0.00	4,425,282.94	4,425,282.94	0.00	4,425,282.94	4,425,282.94	0 %	
Other Prepayments	1990299000	0.00	0.00	3,878.98	0.00	0.00	3,878.98	3,878.98	0.00	3,878.98	3,878.98	0 %	
Basic Salary - Civilian	5010101001	0.00	0.00	92,951.03	45,271.39	0.00	138,222.42	138,222.42	0.00	138,222.42	138,222.42	0 %	
PERA - Civilian	5010201001	0.00	0.00	1,818.20	0.00	0.00	1,818.20	1,818.20	0.00	1,818.20	1,818.20	0 %	
Representation Allowance (RA)	5010202000	0.00	0.00	2,125.00	0.00	0.00	2,125.00	2,125.00	0.00	2,125.00	2,125.00	0 %	
Transportation Allowance (TA)	5010203001	0.00	0.00	2,125.00	0.00	0.00	2,125.00	2,125.00	0.00	2,125.00	2,125.00	0 %	
Training Expenses	5020201002	0.00	20,000.00	3,750.00	1,100.00	0.00	24,850.00	24,850.00	0.00	24,850.00	24,850.00	0 %	
Landline	5020502002	0.00	0.00	109.83	68.68	0.00	178.51	178.51	0.00	178.51	178.51	0 %	
Taxes, Duties and Licenses	5021501001	0.00	0.00	0.00	845.30	0.00	845.30	845.30	0.00	845.30	845.30	0 %	
Advertising Expenses	5029901000	0.00	0.00	129,372.00	0.00	0.00	129,372.00	129,372.00	0.00	129,372.00	129,372.00	0 %	

**Department** : Department of Finance (DOF)  
**Agency** : Office of the Secretary  
**Operating Unit** : < not applicable >  
**Organization Code (UACS)** : 11 001 0000000  
**Fund Cluster** : 01 - Regular Agency Fund


Classification/Sources of Revenue and Other Receipts	UACS CODE	REVENUE TARGET (Annual) per BESF	Actual Revenue and Other Receipts Collections					Cumulative Remittance/Deposits to Date			Variance		Remarks
			1st Quarter Ending March 31	2nd Quarter Ending June 30	3rd Quarter Ending Sept. 30	4th Quarter Ending Dec. 31	Total	Remittance to BTr	Deposited with AGDB	TOTAL	Amount	%	
1	2	3	4	5	6	7	8=[{6+(-)7}-8+9]	9	10	11=(9+10)	12=(8-3)	13=(12/3)	14
ICT Software Subscription	5029907001	0.00	0.00	1,939.50	0.00	0.00	1,939.50	1,939.50	0.00	1,939.50	1,939.50	0 %	
Other Subscription Expenses	5029907099	0.00	1,102.48	0.00	0.00	0.00	1,102.48	1,102.48	0.00	1,102.48	1,102.48	0 %	
Bank Transaction Fee	5029922000	0.00	6.00	0.00	0.00	0.00	6.00	6.00	0.00	6.00	6.00	0 %	
<b>TOTAL</b>		3,336,000.00	1,527,283.52	11,584,841.19	12,482,439.56	0.00	25,594,564.27	25,438,874.27	148,140.00	25,587,014.27	22,258,564.27	667 %	

This report was generated using the Unified Reporting System on October 19, 2022 11:10 AM version.FAR5.1.1 ; Status : PENDING


Certified Correct:

  
 LOIDA P. LAGUYO  
 Date:                       
                     477

Recommending Approval:

  
 LOLITA R. VERDADERO  
 Date:                     

Approved By:

  
 MARIA EDITA Z. TAN  
 Date: