

MONTHLY REPORT OF DISBURSEMENTS
Month of APRIL, 2014

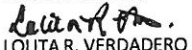

Department : Department of Finance (DOF)
 Agency : Office of the Secretary
 Reporting Unit :
 Organizational Code (UACS) : 11
 Reporting Sources Code (as clustered) : 101101
 (e.g. Old Fund Code: 101, 102, 151)


P/ RTICULARS	CURRENT YEAR BUDGET					PRIOR YEAR'S BUDGET										SUB- TOTAL	TRUST LIABILITIES				GRAND TOTAL					Remarks	
	PS	MOOE	Fin. Exp	CO	Total	PRIOR YEAR'S ACCOUNTS PAYABLE					CURRENT YEAR ACCOUNTS PAYABLE						TOTAL	PS	MOOE	CO	TOTAL	PS	MOOE	Fin. Exp	CO		TOTAL
						PS	MOOE	Fin. Exp	CO	Sub-Total	PS	MOOE	Fin. Exp	CO	Sub-Total												
1	2	3	4	5	6=(2+3+4+5)	7	8	9	10	11=(7+8+9+10)	12	13	14	15	16=(12+13+14+15)	17=(11+16)	18=(17+7)	19	20	21	22=(18+19+21)	23	24	25	26	27=(23+24+25+26)	28
Office of Cash Allocation (NCA)																											
MDS Checks Issued	13,833,985.25	10,157,821.93	-	-	23,991,807.18		1,342,562.94	-	2,955,936.22	4,298,499.16					-	4,298,499.16	28,290,306.34				-	13,833,985.25	11,500,384.87	-	2,955,936.22	28,290,306.34	
Advice to Debit Account					-					-					-	-	-				-	-				-	-
Working Fund (NCA issued to BTR)					-					-					-	-	-				-	-				-	-
Remittance Advices Issued (TRA)	2,176,465.25	565,079.83			2,741,544.88		42,870.48		237,972.95	280,843.43					-	280,843.43	3,022,388.31				-	2,176,465.25	607,950.11	-	237,972.95	3,022,388.31	
Cash Disbursement Ceiling (CDC)					-					-					-	-	-				-	-				-	-
Non-Cash Availment Authority (NCAA)					-					-					-	-	-				-	-				-	-
Others (CDT, BTR Docs Stamps, etc)					-					-					-	-	-				-	-				-	-
Total	16,010,450.50	10,722,901.56	-	-	26,733,352.06	-	1,385,433.42	-	3,193,909.17	4,579,342.59	-	-	-	-	-	4,579,342.59	31,312,694.65	-	-	-	-	16,010,450.50	12,108,334.98	-	3,193,909.17	31,312,694.65	

MMARY:	Previous Report (March)	This month (April)	As of 4/30/2014
Total Disbursement Authorities Received:			
NCA	43,464,000.00	38,504,100.00	38,504,100.00
NCA-BMB-C-14-0000189 dtd 1/06/2014 (Reg Operations)	36,249,000.00	35,486,000.00	
NCA-BMB-C-14-0002663 dtd 2/26/2014 (WEF)	5,550,000.00	2,000,000.00	
NCA-BMB-C-14-0003915 dtd 3/23/2014 (AFMIS)	1,665,000.00	738,100.00	
NCA-BMB-C-14-0004919 dtd 4/16/2014 (AFSL)	-	280,000.00	
Working fund			
TRA	2,268,977.45	3,022,388.31	3,022,388.31
CDC	-	-	-
NCAA	-	-	-
Others (CDT, BTR docs Stamp, etc.)	-	-	-
Total	45,732,977.45	41,526,488.31	41,526,488.31
Notice of Transfer allocation (NTA) issued			
Total Disbursement Authorities Available:	45,732,977.45	41,526,488.31	41,526,488.31
Disbursements	(44,570,766.45)	(28,290,306.34)	(28,290,306.34)
TRA	(2,268,977.45)	(3,022,388.31)	(3,022,388.31)
Balance of Disbursement Authorities	(1,106,766.45)	10,213,793.66	10,213,793.66
Unutilized (unreverted) NCA previous month	1,198,040.82	-	-
Balance before reversion of unutilized NCA	91,274.37	10,213,793.66	10,213,793.66
Lapsed NCA at the end of the 1st Qrt	(91,274.37)	-	-
Balance of Disbursement Authorities as of to date	(0.00)	10,213,793.66	10,213,793.66

Total Disbursement Program * 988,366,000.00
 Less: Actual Disbursements (44,570,766.45)
 (Over)/Under Spending 943,795,233.55

* includes Special Purpose Fund of P933.193 for w/c only P7.215M NCA was released

Certified Correct:

LOLITA R. VERDADERO
 Agency Chief Accountant
 Date: 

Approved By:

MA. LOURDES B. RECENTE
 Chief of Staff and Assistant Secretary
 Head of Agency or Authorized Representative
 Date:

MONTHLY REPORT OF DISBURSEMENTS
Month of MAY, 2014

Department : Department of Finance (DOF)
 Agency : Office of the Secretary
 Operating Unit :
 Organizational Code (UACS) : 11
 Funding Sources Code (as clustered) : 101101
 (e.g. Old Fund Code: 101, 102, 151)

PARTICULARS	CURRENT YEAR BUDGET					PRIOR YEAR'S BUDGET											SUB-TOTAL	TRUST LIABILITIES				GRAND TOTAL				Remarks	
	PS	MOOE	Fin. Exp	CO	Total	PRIOR YEAR'S ACCOUNTS PAYABLE				CURRENT YEAR ACCOUNTS PAYABLE				TOTAL	PS	MOOE		CO	TOTAL	PS	MOOE	Fin. Exp	CO	TOTAL			
						PS	MOOE	Fin. Exp	CO	Sub-Total	PS	MOOE	Fin. Exp												CO		Sub-Total
1	2	3	4	5	6=(2+3+4+5)	7	8	9	10	11=(7+8+9+10)	12	13	14	15	16=(12+13+14+15)	17=(11+16)	18	19	20	21	22=(18+19+20+21)	23	24	25	26	27=(23+24+25+26)	28
Notice of Cash Allocation (NCA)																											
MDS Checks Issued	20,741,887.63	15,719,296.55	-	-	36,461,184.18	36,916.77	3,565,616.62		3,602,533.39						-	3,602,533.39	40,063,717.57				-	20,741,887.63	15,756,213.32	3,565,616.62	-	40,063,717.57	
Advice to Debit Account					-				-						-	-					-				-		
Working Fund (NCA issued to BTR)					-				-						-	-					-				-		
Tax Remittance Advices Issued (TRA)	2,400,617.70	624,983.03			3,025,600.73	5,077.50	27,992.48		377,689.50	410,759.48					-	410,759.48	3,436,360.21				-	2,405,695.20	652,975.51	-	377,689.50	3,436,360.21	
Cash Disbursement Ceiling (CDC)					-				-						-	-					-				-		
Non-Cash Availment Authority (NCAA)					-				-						-	-					-				-		
Others (CDT, BTR Docs Stamps, etc)					-				-						-	-					-				-		
Total	23,142,505.33	16,344,279.58	-	-	39,486,784.91	5,077.50	64,909.25	3,565,616.62	377,689.50	4,013,292.87	-	-	-	-	-	4,013,292.87	43,500,077.78	-	-	-	-	23,147,582.83	16,409,188.83	3,565,616.62	377,689.50	43,500,077.78	

SUMMARY:

Total Disbursement Authorities Received:

	Previous Report (April)	This month (May)	As of 5/31/2014
NCA	38,504,100.00	83,189,330.00	83,189,330.00
NCA-BMB-C-14-000189 dtd 1/06/2014 (Reg Operations)	35,486,000.00	41,708,000.00	
NCA-BMB-C-14-000263 dtd 2/26/2014 (WEF)	2,000,000.00	26,259,785.00	
NCA-BMB-C-14-000315 dtd 3/25/2014 (AFMIS)	738,100.00	15,082,245.00	
NCA-BMB-C-14-000419 dtd 4/16/2014 (AFSL)	280,000.00	139,300.00	
Working fund	-	-	-
TRA	3,022,388.31	3,436,360.21	3,436,360.21
CDC	-	-	-
NCAA	-	-	-
Others (CDT, BTr docs Stamp, etc.)	-	-	-
Total	41,526,488.31	86,625,690.21	86,625,690.21
Less: Notice of Transfer allocation (NTA) issued	-	-	-
Total Disbursement Authorities Available:	41,526,488.31	86,625,690.21	86,625,690.21
Less: Disbursements	(28,290,306.34)	(40,063,717.57)	(40,063,717.57)
TRA	(3,022,388.31)	(3,436,360.21)	(3,436,360.21)
Balance of Disbursement Authorities	10,213,793.66	43,125,612.43	43,125,612.43
Add: Unutilized (unreverted) NCA of previous month	-	10,213,793.66	10,213,793.66
Balance before reversion of unutilized NCA	10,213,793.66	53,339,406.09	53,339,406.09
Less: Lapsed NCA at the end of the 1st Qrt	-	-	-
Balance of Disbursement Authorities as of to date	10,213,793.66	53,339,406.09	53,339,406.09

Note: The use of NTA is Discouraged

Total Disbursement Program
 Less: Actual Disbursements
 (Over)/Under Spending

Previous Report (April)	This month (May)	As of 5/31/2014
54,709,000.00	86,876,000.00	
(28,290,306.34)	(40,063,717.57)	
26,418,693.66	46,812,282.43	46,812,282.43

Certified Correct:

LOLITA R. VERDADERO

Agency Chief Accountant

Date:

Approved By:

MA. LOURDES B. RECENTE

Chief of Staff and Assistant Secretary

Head of Agency or Authorized Representative

Date:

MONTHLY REPORT OF DISBURSEMENTS
Month of JUNE, 2014

Department : Department of Finance (DOF)
 Agency : Office of the Secretary
 Operating Unit :
 Organizational Code (UACS) : 11
 Funding Sources Code (as clustered) : 101101
 (e.g. Old Fund Code: 101, 102, 151)

PARTICULARS	CURRENT YEAR BUDGET					PRIOR YEAR'S BUDGET											SUB-TOTAL	TRUST LIABILITIES				GRAND TOTAL					Remarks
	PS	MOOE	Fin. Exp	CO	Total	PRIOR YEAR'S ACCOUNTS PAYABLE					CURRENT YEAR ACCOUNTS PAYABLE							PS	MOOE	CO	TOTAL	PS	MOOE	Fin. Exp	CO	TOTAL	
						PS	MOOE	Fin. Exp	CO	Sub-Total	PS	MOOE	Fin. Exp	CO	Sub-Total	TOTAL											
1	2	3	4	5	6=(2+3+4+5)	7	8	9	10	11=(7+8+9+10)	12	13	14	15	16=(12+13+14+15)	17=(11+16)	18=(6+17)	19	20	21	22=(18+19+20+21)	23	24	25	26	27=(23+24+25+26)	28
Notice of Cash Allocation (NCA)																											
MDS Checks Issued	14,239,097.51	53,552,618.79	-	1,466.96	67,793,183.26		157,189.10	-	5,634,462.88	5,791,651.98					-	5,791,651.98	73,584,835.24				-	14,239,097.51	53,709,807.89	-	5,635,929.84	73,584,835.24	
Advice to Debit Account					-										-		-				-			-		-	
Working Fund (NCA issued to BTR)					-										-		-				-			-		-	
Tax Remittance Advices Issued (TRA)	2,284,877.86	2,459,022.47	-	1,082.95	4,744,983.28	7,798.36	35,339.93	-	355,946.07	399,084.36					-	399,084.36	5,144,067.64				-	2,292,676.22	2,494,362.40		357,029.02	5,144,067.64	
Cash Disbursement Ceiling (CDC)					-										-		-				-			-		-	
Non-Cash Availment Authority (NCAA)					-										-		-				-			-		-	
Others (CDT, BTr Docs Stamps, etc)					-										-		-				-			-		-	
Total	16,523,975.37	56,011,641.26	-	2,549.91	72,538,166.54	7,798.36	192,529.03	-	5,990,408.95	6,190,736.34	-	-	-	-	-	6,190,736.34	78,728,902.88	-	-	-	-	16,531,773.73	56,204,170.29	-	5,992,958.86	78,728,902.88	-

SUMMARY:**Total Disbursement Authorities Received:**

	Previous Report (May)	This month (June)	As of 6/30/2014
NCA	83,189,330.00	37,895,492.00	37,895,492.00
NCA-BMB-C-14-0000189 dtd 1/06/2014	41,708,000.00	33,628,000.00	
NCA-BMB-C-14-0002663 dtd 2/26/2014	26,259,785.00	1,000,000.00	
NCA-BMB-C-14-0003915 dtd 3/25/2014	15,082,245.00	400,000.00	
NCA-BMB-C-14-0004915 dtd 4/16/2014	139,300.00	2,667,492.00	
NCA-BMB-C-14-0006125 dtd 6/02/2014	-	205,000.00	
Working fund			
TRA	3,436,360.21	5,144,067.64	5,144,067.64
CDC	-	-	-
NCAA	-	-	-
Others (CDT, BTR docs Stamp, etc.)	-	-	-
Total	86,625,690.21	43,039,559.64	43,039,559.64
Less: Notice of Transfer allocation (NTA) issued	-	-	-
Total Disbursement Authorities Available:	86,625,690.21	43,039,559.64	43,039,559.64
Less: Disbursements	(40,063,717.57)	(73,584,835.24)	(73,584,835.24)
TRA	(3,436,360.21)	(5,144,067.64)	(5,144,067.64)
Balance of Disbursement Authorities	43,125,612.43	(35,689,343.24)	(35,689,343.24)
Add: Unutilized (unreverted) NCA of previous month	10,213,793.66	53,339,406.09	53,339,406.09
Balance before reversion of unutilized NCA	53,339,406.09	17,650,062.85	17,650,062.85
Less: Lapsed NCA at the end of the 2nd Qrt	-	(17,650,062.85)	(17,650,062.85)
Balance of Disbursement Authorities as of to date	53,339,406.09	-	-

Note: The use of NTA is Discouraged

Total Disbursement Program
 Less: Actual Disbursements
 (Over)/Under Spending

	Previous Report (May)	This month (June)	As of 6/30/2014
Total Disbursement Program	86,876,000.00	71,062,000.00	
Less: Actual Disbursements	(40,063,717.57)	(73,584,835.24)	
(Over)/Under Spending	<u>46,812,282.43</u>	<u>(2,522,835.24)</u>	<u>(2,522,835.24)</u>

Certified Correct:

Lolita R. Verdadero
LOLITA R. VERDADERO

Agency Chief Accountant

Date:

Approved By:

Ma Lourdes B. Recente
MA. LOURDES B. RECENTE

Chief of Staff and Assistant Secretary

Head of Agency or Authorized Representative

Date: