

QUARTERLY PHYSICAL REPORT OF OPERATIONS (QPRO)

As of March 31, 2015

DEPARTMENT: DEPARTMENT OF FINANCE
 AGENCY: OFFICE OF THE SECRETARY
 OPERATING UNIT:
 ORGANIZATION CODE (UACS): 110010000000


X	Current Year Appropriations
	Supplemental Appropriations
	Continuing Appropriations
	Off-Budget Account

PARTICULARS	UACS CODE	Physical Targets					Physical Accomplishments					Variance as of March 31, 2015	Remarks
		1st Quarter	2nd Quarter	3rd Quarter	4th Quarter	Total	1st Quarter	2nd Quarter	3rd Quarter	4th Quarter	Total		
1	2	3	4	5	6	7 = (3+4+5+6)	8	9	10	11	12=(8+9+10+11)	13	14
PART A													
I. OPERATIONS													
MFO 1: Financial Sector and Fiscal Policy Services (Domestic and International)	3 01 00 0000												
<u>Performance Indicator Set 1:</u>													
Quantity: Number of plans and policy advisories developed and issued or updated and disseminated		0	0	0	4	4	2.25				2.25	2.25	
Quality: Percentage of stakeholders who rate DOF plans/ policy advisories as good or better					80%	80%	100%				100%		
Timeliness: Percentage of plans and policy advisories that have been updated, issued and disseminated within the last 3 years					80%	80%	100%				100%		
MFO 2: Public Sector Financial Resources Management Services	3 02 00 0000												
<u>Performance Indicator Set 1: Revenue Integrity Protection and Services</u>													
Quantity 1: Number of personnel investigated		18	20	20	14	72	0				0	(18)	
Quantity 2: Number of personnel charged with OMB or CSC		8	11	11	7	37	4				4	(4)	
Quality: Percentage of personnel charged by appropriate authority over the number of personnel investigated		44%	55%	55%	50%	51%	-				-		
Timeliness: Percentage of investigation completed within the prescribed period		100%	100%	100%	100%	100%	100%				100%		
													Not all investigated personalities are charged since there are instances that RIPS does not find sufficient basis to file a complaint against subject personnel. Further, compliance takes awhile which makes the investigation longer. These indicators were proposed to be removed in 2016 Targets.


PARTICULARS	UACS CODE	Physical Targets					Physical Accomplishments					Variance as of March 31, 2015	Remarks
		1st Quarter	2nd Quarter	3rd Quarter	4th Quarter	Total	1st Quarter	2nd Quarter	3rd Quarter	4th Quarter	Total		
1	2	3	4	5	6	7 = (3+4+5+6)	8	9	10	11	12=(8+9+10+11)	13	14
<u>Performance Indicator Set 2: GOCC Monitoring</u>													
Quantity: Amount collected as dividend from GOCCs		0	0	0	P 6.0 B	P 6.0 B	P 19.358 B				P 19.358 B	P 19.358 B	Intensive collection of prior years dividends and stricter enforcement of Dividend Law
Quality: Percentage of dividend collected over target dividend		NA	NA	NA	100%	100%	323%				323%		
Timeliness: Dividend from GOCCs collected within the prescribed period		NA	NA	NA	100% collection by 4th quarter of the target year	100% collection by 4th quarter of the target year	323%				323%		
<u>Performance Indicator Set 3: Negotiation of International Loans</u>													
Quantity 1: Value of foreign loans and grants negotiated		US\$ 200 M	US\$ 100 M	US\$ 100 M	US\$ 100 M	> = US\$ 500 M	US\$ 254 M				US\$ 254 M	US\$ 54 M	
Quantity 2: Number of foreign loans and grants negotiated		2	2	2	1	> = 7	7				7	5	
Quality: Percentage of ODA loans obtained annually compliant to the Weighted Average Grant Element as set under the Law		100%	100%	100%	100%	100%	100%				100%		
Timeliness: Percentage of foreign loans and grants negotiated within the agreed schedule		N/A	N/A	N/A	N/A	N/A	N/A						
MFO 3: Municipal Development Fund Administration Services	3 03 00 0000												
<u>Performance Indicator Set 1:</u>													
Quantity 1: Number of applications for grants and loans acted upon		15	15	15	10	55	46				46	31	The actual accomplishment exceeded the target due to influx in ARCP 2-PBGS applications
Quantity 2: Number of grants and loans approved		10	10	10	10	40	33				33	23	
Quantity 3: Number of loans and grants under management		101	103	173	82	459	152				152	51	
Quantity 4: Value of loans and grants under management (in Million)		322.39 M	485.31 M	740.08 M	623.44 M	2,171.22 M	980.57 M				980.57 M	658.18 M	
Quality: Percentage of loans with one or more interest payments in arrears by 30 days or more		10%	10%	10%	10%	10%	10%				10%		
Timeliness 1: Percentage of applications acted upon within 2 weeks		80%	80%	80%	80%	80%	80%				80%		
Timeliness 2: Percentage of borrowers that are default on an interest or principal repayment after one (1) month grace period		28%	28%	28%	28%	28%	28%				28%		

PARTICULARS	UACS CODE	Physical Targets					Physical Accomplishments					Variance as of March 31, 2015	Remarks
		1st Quarter	2nd Quarter	3rd Quarter	4th Quarter	Total	1st Quarter	2nd Quarter	3rd Quarter	4th Quarter	Total		
1	2	3	4	5	6	7 = (3+4+5+6)	8	9	10	11	12=(8+9+10+11)	13	14
PART B													
MAJOR PROGRAMS/ PROJECTS													
KRA No. 1 - Anti-Corruption, Transparent, Accountable and Participatory Governance													
Program Budgeting:													
MPP 1: Revenue Integrity Protection and Services													
1. Number of personnel investigated		18	20	20	14	72	0				0	(18)	Not all investigated personalities are charged since there are instances that RIPS does not find sufficient basis to file a complaint against subject personnel. Further, compliance takes awhile which makes the investigation longer. These indicators were proposed to be removed in 2016 Targets.
2. Number of personnel charged with OMB or CSC		8	11	11	7	37	4				4	(4)	
3. Percentage of personnel charged by appropriate authority over the number of personnel investigated		44%	55%	55%	50%	51%	-				-		
4. Percentage of investigation completed within the prescribed period		100%	100%	100%	100%	100%	100%				100%		


Prepared by:


MA. LUISA M. NOTARIO
Budget Officer

Reviewed by:


MA. LOURDES V. DEDAL
Director IV, CFMO

Approved by:


MA. LOURDES B. RECENTE
Assistant Secretary & Chief of Staff