


MONTHLY REPORT OF DISBURSEMENTS
For the month of July 2024

Department : Department of Finance (DOF)
 Agency/Entity : Office of the Secretary
 Operating Unit : < not applicable >
 Organization Code (UACS) : 11 001 0000000
 Fund Cluster : 01 - Regular Agency Fund
 (e.g. UACS Fund Cluster: 01-Regular Agency Fund, 02-Foreign Assisted Projects Fund, 03-Special Account-Locally Funded/Domestic Grants Fund, etc.)

Particulars	Current Year Budget					Prior Year's Budget											Trust Liabilities					Grand Total					Remarks	
	PS	MOOE	FinEx	CO	TOTAL	Prior Year's Accounts Payable					Current Year's Accounts Payable						SUB-TOTAL	PS	MOOE	CO	TOTAL	PS	MOOE	FinEx	CO	TOTAL		
						PS	MOOE	FinEx	CO	Sub-Total	PS	MOOE	FinEx	CO	Sub-Total	MOOE												FinEx
1	2	3	4	5	6=(2+3+4+5)	7	8	9	10	11=(7+8+9+10)	12	13	13	14	15	16=	17=(11+16)	18=(6+17)	19	20	21	22=(19+20+21)	23	24	25	26	27=(23+24+25+26)	28
CASH DISBURSEMENTS	21,137,085.73	13,105,925.11	0.00	0.00	34,243,010.84	0.00	0.00	0.00	0.00	0.00	0.00	3,893.13	3,893,139.47	0.00	52,053.57	3,945,193.04	3,945,193.04	38,188,203.88	0.00	0.00	0.00	0.00	21,137,085.73	16,999,064.58	0.00	52,053.57	38,188,203.88	
Notice of Cash Allocation (NCA)	21,137,085.73	13,105,925.11	0.00	0.00	34,243,010.84	0.00	0.00	0.00	0.00	0.00	0.00	3,893.13	3,893,139.47	0.00	52,053.57	3,945,193.04	3,945,193.04	38,188,203.88	0.00	0.00	0.00	0.00	21,137,085.73	16,999,064.58	0.00	52,053.57	38,188,203.88	
MDS Checks Issued	120,737.42	366,445.39	0.00	0.00	487,182.81	0.00	0.00	0.00	0.00	0.00	0.00	0.00	0.00	0.00	0.00	0.00	0.00	487,182.81	0.00	0.00	0.00	0.00	120,737.42	366,445.39	0.00	0.00	487,182.81	
Advice to Debit Account	21,016,348.31	12,739,479.72	0.00	0.00	33,755,828.03	0.00	0.00	0.00	0.00	0.00	0.00	3,893.13	3,893,139.47	0.00	52,053.57	3,945,193.04	3,945,193.04	37,701,021.07	0.00	0.00	0.00	0.00	21,016,348.31	16,632,619.19	0.00	52,053.57	37,701,021.07	
Notice of Transfer Allocations (NTA)	0.00	0.00	0.00	0.00	0.00	0.00	0.00	0.00	0.00	0.00	0.00	0.00	0.00	0.00	0.00	0.00	0.00	0.00	0.00	0.00	0.00	0.00	0.00	0.00	0.00	0.00	0.00	
MDS Checks Issued	0.00	0.00	0.00	0.00	0.00	0.00	0.00	0.00	0.00	0.00	0.00	0.00	0.00	0.00	0.00	0.00	0.00	0.00	0.00	0.00	0.00	0.00	0.00	0.00	0.00	0.00	0.00	
Advice to Debit Account	0.00	0.00	0.00	0.00	0.00	0.00	0.00	0.00	0.00	0.00	0.00	0.00	0.00	0.00	0.00	0.00	0.00	0.00	0.00	0.00	0.00	0.00	0.00	0.00	0.00	0.00	0.00	
Working Fund for FAPs	0.00	0.00	0.00	0.00	0.00	0.00	0.00	0.00	0.00	0.00	0.00	0.00	0.00	0.00	0.00	0.00	0.00	0.00	0.00	0.00	0.00	0.00	0.00	0.00	0.00	0.00	0.00	
Cash Disbursement Ceiling (CDC)	0.00	0.00	0.00	0.00	0.00	0.00	0.00	0.00	0.00	0.00	0.00	0.00	0.00	0.00	0.00	0.00	0.00	0.00	0.00	0.00	0.00	0.00	0.00	0.00	0.00	0.00	0.00	
TOTAL CASH DISBURSEMENTS	21,137,085.73	13,105,925.11	0.00	0.00	34,243,010.84	0.00	0.00	0.00	0.00	0.00	0.00	3,893.13	3,893,139.47	0.00	52,053.57	3,945,193.04	3,945,193.04	38,188,203.88	0.00	0.00	0.00	0.00	21,137,085.73	16,999,064.58	0.00	52,053.57	38,188,203.88	
NON-CASH DISBURSEMENTS	3,115,494.87	1,317,956.87	0.00	2,946.43	4,436,398.17	0.00	2,250.00	0.00	0.00	2,250.00	0.00	63.34	63,344.81	0.00	0.00	63,344.81	65,594.81	4,501,992.98	0.00	0.00	0.00	0.00	3,115,494.87	1,383,551.68	0.00	2,946.43	4,501,992.98	
Tax Remittance Advices Issued (TRA)	3,115,494.87	1,317,956.87	0.00	2,946.43	4,436,398.17	0.00	2,250.00	0.00	0.00	2,250.00	0.00	63.34	63,344.81	0.00	0.00	63,344.81	65,594.81	4,501,992.98	0.00	0.00	0.00	0.00	3,115,494.87	1,383,551.68	0.00	2,946.43	4,501,992.98	
Non-Cash Availment Authority (NCAA)	0.00	0.00	0.00	0.00	0.00	0.00	0.00	0.00	0.00	0.00	0.00	0.00	0.00	0.00	0.00	0.00	0.00	0.00	0.00	0.00	0.00	0.00	0.00	0.00	0.00	0.00	0.00	
Disbursements effected through outright deductions from claims (please specify...)	0.00	0.00	0.00	0.00	0.00	0.00	0.00	0.00	0.00	0.00	0.00	0.00	0.00	0.00	0.00	0.00	0.00	0.00	0.00	0.00	0.00	0.00	0.00	0.00	0.00	0.00	0.00	
Overpayment of expenses(e.g. personnel benefits)	0.00	0.00	0.00	0.00	0.00	0.00	0.00	0.00	0.00	0.00	0.00	0.00	0.00	0.00	0.00	0.00	0.00	0.00	0.00	0.00	0.00	0.00	0.00	0.00	0.00	0.00	0.00	
Restitution for loss of government property	0.00	0.00	0.00	0.00	0.00	0.00	0.00	0.00	0.00	0.00	0.00	0.00	0.00	0.00	0.00	0.00	0.00	0.00	0.00	0.00	0.00	0.00	0.00	0.00	0.00	0.00	0.00	
Liquidated damages and similar claims	0.00	0.00	0.00	0.00	0.00	0.00	0.00	0.00	0.00	0.00	0.00	0.00	0.00	0.00	0.00	0.00	0.00	0.00	0.00	0.00	0.00	0.00	0.00	0.00	0.00	0.00	0.00	
Others(TEF, BTr-Documentary Stamp Tax, etc.)	0.00	0.00	0.00	0.00	0.00	0.00	0.00	0.00	0.00	0.00	0.00	0.00	0.00	0.00	0.00	0.00	0.00	0.00	0.00	0.00	0.00	0.00	0.00	0.00	0.00	0.00	0.00	
TOTAL NON-CASH DISBURSEMENTS	3,115,494.87	1,317,956.87	0.00	2,946.43	4,436,398.17	0.00	2,250.00	0.00	0.00	2,250.00	0.00	63.34	63,344.81	0.00	0.00	63,344.81	65,594.81	4,501,992.98	0.00	0.00	0.00	0.00	3,115,494.87	1,383,551.68	0.00	2,946.43	4,501,992.98	
GRAND TOTAL	24,252,580.60	14,423,881.98	0.00	2,946.43	38,679,409.01	0.00	2,250.00	0.00	0.00	2,250.00	0.00	3,956.46	3,956,484.28	0.00	52,053.57	4,008,537.85	4,010,787.85	42,690,196.86	0.00	0.00	0.00	0.00	24,252,580.60	18,382,616.26	0.00	55,000.00	42,690,196.86	

SUMMARY			
Particulars	Previous Report as of June' 2024	This Month July' 2024	As at Date 07/31/24
(1)	(2)	(3)	(4)
Total Disbursement Authorities Received	491,803,504.90	88,888,808.98	580,692,313.88
NCA	464,241,884.00	84,386,816.00	548,628,700.00
NTA	0.00	0.00	0.00
Working Fund	0.00	0.00	0.00
TRA	27,561,620.90	4,501,992.98	32,063,613.88
CDC	0.00	0.00	0.00
NCAA	0.00	0.00	0.00
Less: Notice of Transfer of Allocations (NTA)* issued	0.00	0.00	0.00
Total Disbursement Authorities Available	491,803,504.90	88,888,808.98	580,692,313.88
Less:	0.00	0.00	0.00
Lapsed NCA	2,131,662.14	0.00	2,131,662.14
Disbursements	489,692,434.73	42,690,196.86	532,382,631.59
Less: Other Non-Cash Disbursements	20,591.97	0.00	20,591.97
Disbursements effected through outright deductions from claims	20,591.97	0.00	20,591.97
Overpayment of expenses(e.g. personnel benefits)	0.00	0.00	0.00
Restitution for loss of government property	0.00	0.00	0.00
Liquidated damages and similar claims	20,591.97	0.00	20,591.97
Others (e.g. TEF, BTr, Docs Stamp, etc.)	0.00	0.00	0.00
Add/Less: Adjustments (e.g. cancelled/staled checks)	0.00	0.00	0.00
Balance of Disbursement Authorities as at date	0.00	46,198,612.12	46,198,612.12
Total Disbursements Program	724,042,000.00	86,517,000.00	810,559,000.00
Less: *Actual Disbursements	489,671,842.76	42,690,196.86	532,362,039.62
(Over)/Under spending	234,370,157.24	43,826,803.14	278,196,960.38



Notes: * The use of NTA is discouraged
 Notes: ** Amounts should tally with the grand total disbursement (column 27).

Certified Correct:
 LOIDA P. LAGUYO
 Chief Accountant
 Date: August 08, 2024 08:05 PM

Recommending Approval:

Lolita R. Verdadero
 LOLITA R. VERDADERO
 Director IV - CFMO
 Date: August 08, 2024 08:07 PM

Approved By:

Ralph G. Recto
 RALPH G. RECTO
 Department Secretary
 Date: August 08, 2024 09:09 PM

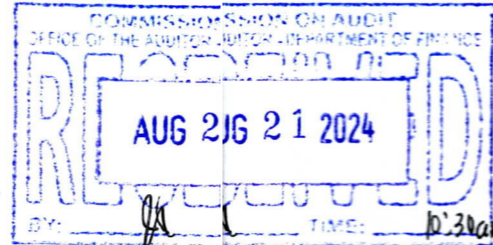
MONTHLY REPORT OF DISBURSEMENTS
For the month of July 2024

Department : Department of Finance (DOF)
 Agency/Entity : Office of the Secretary
 Operating Unit : < not applicable >
 Organization Code (UACS) : 11 001 0000000
 Fund Cluster : 04 - Special Account - Foreign Assisted/Foreign Grants Fund
 (e.g. UACS Fund Cluster: 01-Regular Agency Fund, 02-Foreign Assisted Projects Fund, 03-Special Account-Locally Funded/Domestic Grants Fund, etc.)

Particulars	Current Year Budget					Prior Year's Budget											SUB-TOTAL	Trust Liabilities				Grand Total					Remarks	
	PS	MOOE	FinEx	CO	TOTAL	Prior Year's Accounts Payable					Current		Current Year's Accounts Payable					TOTAL	PS	MOOE	CO	TOTAL	PS	MOOE	FinEx	CO		TOTAL
						PS	MOOE	FinEx	CO	Sub-Total	PS	MOOE	MOOE	FinEx	CO	Sub-Total												
1	2	3	4	5	6=(2+3+4+5)	7	8	9	10	11=(7+8+9+10)	12	13	13	14	15	16=	17=(11+16)	18=(6+17)	19	20	21	22=(19+20+21)	23	24	25	26	27=(23+24+25+26)	28
CASH DISBURSEMENTS	0.00	0.00	0.00	0.00	0.00	0.00	0.00	0.00	0.00	0.00	0.00	0.00	0.00	0.00	0.00	0.00	0.00	0.00	0.00	0.00	0.00	0.00	0.00	0.00	0.00	0.00	0.00	0.00
Notice of Cash Allocation (NCA)	0.00	0.00	0.00	0.00	0.00	0.00	0.00	0.00	0.00	0.00	0.00	0.00	0.00	0.00	0.00	0.00	0.00	0.00	0.00	0.00	0.00	0.00	0.00	0.00	0.00	0.00	0.00	0.00
MDS Checks Issued	0.00	0.00	0.00	0.00	0.00	0.00	0.00	0.00	0.00	0.00	0.00	0.00	0.00	0.00	0.00	0.00	0.00	0.00	0.00	0.00	0.00	0.00	0.00	0.00	0.00	0.00	0.00	0.00
Advice to Debit Account	0.00	0.00	0.00	0.00	0.00	0.00	0.00	0.00	0.00	0.00	0.00	0.00	0.00	0.00	0.00	0.00	0.00	0.00	0.00	0.00	0.00	0.00	0.00	0.00	0.00	0.00	0.00	0.00
Notice of Transfer Allocations (NTA)	0.00	0.00	0.00	0.00	0.00	0.00	0.00	0.00	0.00	0.00	0.00	0.00	0.00	0.00	0.00	0.00	0.00	0.00	0.00	0.00	0.00	0.00	0.00	0.00	0.00	0.00	0.00	0.00
MDS Checks Issued	0.00	0.00	0.00	0.00	0.00	0.00	0.00	0.00	0.00	0.00	0.00	0.00	0.00	0.00	0.00	0.00	0.00	0.00	0.00	0.00	0.00	0.00	0.00	0.00	0.00	0.00	0.00	0.00
Advice to Debit Account	0.00	0.00	0.00	0.00	0.00	0.00	0.00	0.00	0.00	0.00	0.00	0.00	0.00	0.00	0.00	0.00	0.00	0.00	0.00	0.00	0.00	0.00	0.00	0.00	0.00	0.00	0.00	0.00
Working Fund for FAPs	0.00	0.00	0.00	0.00	0.00	0.00	0.00	0.00	0.00	0.00	0.00	0.00	0.00	0.00	0.00	0.00	0.00	0.00	0.00	0.00	0.00	0.00	0.00	0.00	0.00	0.00	0.00	0.00
Cash Disbursement Ceiling (CDC)	0.00	0.00	0.00	0.00	0.00	0.00	0.00	0.00	0.00	0.00	0.00	0.00	0.00	0.00	0.00	0.00	0.00	0.00	0.00	0.00	0.00	0.00	0.00	0.00	0.00	0.00	0.00	0.00
TOTAL CASH DISBURSEMENTS	0.00	0.00	0.00	0.00	0.00	0.00	0.00	0.00	0.00	0.00	0.00	0.00	0.00	0.00	0.00	0.00	0.00	0.00	0.00	0.00	0.00	0.00	0.00	0.00	0.00	0.00	0.00	0.00
NON-CASH DISBURSEMENTS	0.00	0.00	0.00	0.00	0.00	0.00	0.00	0.00	0.00	0.00	0.00	0.00	0.00	0.00	0.00	0.00	0.00	0.00	0.00	0.00	0.00	0.00	0.00	0.00	0.00	0.00	0.00	0.00
Tax Remittance Advices Issued (TRA)	0.00	0.00	0.00	0.00	0.00	0.00	0.00	0.00	0.00	0.00	0.00	0.00	0.00	0.00	0.00	0.00	0.00	0.00	0.00	0.00	0.00	0.00	0.00	0.00	0.00	0.00	0.00	0.00
Non-Cash Availment Authority (NCAA)	0.00	0.00	0.00	0.00	0.00	0.00	0.00	0.00	0.00	0.00	0.00	0.00	0.00	0.00	0.00	0.00	0.00	0.00	0.00	0.00	0.00	0.00	0.00	0.00	0.00	0.00	0.00	0.00
Disbursements effected through outright deductions from claims (please specify...)	0.00	0.00	0.00	0.00	0.00	0.00	0.00	0.00	0.00	0.00	0.00	0.00	0.00	0.00	0.00	0.00	0.00	0.00	0.00	0.00	0.00	0.00	0.00	0.00	0.00	0.00	0.00	0.00
Overpayment of expenses(e.g. personnel benefits)	0.00	0.00	0.00	0.00	0.00	0.00	0.00	0.00	0.00	0.00	0.00	0.00	0.00	0.00	0.00	0.00	0.00	0.00	0.00	0.00	0.00	0.00	0.00	0.00	0.00	0.00	0.00	0.00
Restitution for loss of government property	0.00	0.00	0.00	0.00	0.00	0.00	0.00	0.00	0.00	0.00	0.00	0.00	0.00	0.00	0.00	0.00	0.00	0.00	0.00	0.00	0.00	0.00	0.00	0.00	0.00	0.00	0.00	0.00
Liquidated damages and similar claims	0.00	0.00	0.00	0.00	0.00	0.00	0.00	0.00	0.00	0.00	0.00	0.00	0.00	0.00	0.00	0.00	0.00	0.00	0.00	0.00	0.00	0.00	0.00	0.00	0.00	0.00	0.00	0.00
Others(TEF, BTr-Documentary Stamp Tax, etc.)	0.00	0.00	0.00	0.00	0.00	0.00	0.00	0.00	0.00	0.00	0.00	0.00	0.00	0.00	0.00	0.00	0.00	0.00	0.00	0.00	0.00	0.00	0.00	0.00	0.00	0.00	0.00	0.00
TOTAL NON-CASH DISBURSEMENTS	0.00	0.00	0.00	0.00	0.00	0.00	0.00	0.00	0.00	0.00	0.00	0.00	0.00	0.00	0.00	0.00	0.00	0.00	0.00	0.00	0.00	0.00	0.00	0.00	0.00	0.00	0.00	0.00
GRAND TOTAL	0.00	0.00	0.00	0.00	0.00	0.00	0.00	0.00	0.00	0.00	0.00	0.00	0.00	0.00	0.00	0.00	0.00	0.00	0.00	0.00	0.00	0.00	0.00	0.00	0.00	0.00	0.00	0.00

SUMMARY				
Particulars	Previous Report as of June' 2024	This Month July' 2024	As at Date 07/31/24	
(1)	(2)	(3)	(4)	(5)
Total Disbursement Authorities Received	2,605,699.00	388,968.00	2,994,667.00	
NCA	2,605,699.00	388,968.00	2,994,667.00	
NTA	0.00	0.00	0.00	
Working Fund	0.00	0.00	0.00	
TRA	0.00	0.00	0.00	
CDC	0.00	0.00	0.00	
NCAA	0.00	0.00	0.00	
Less: Notice of Transfer of Allocations (NTA)* issued	0.00	0.00	0.00	
Total Disbursement Authorities Available	2,605,699.00	388,968.00	2,994,667.00	
Less:	0.00	0.00	0.00	
Lapsed NCA	1,105,082.15	0.00	1,105,082.15	
Disbursements	1,500,616.85	0.00	1,500,616.85	
Less: Other Non-Cash Disbursements	0.00	0.00	0.00	
Disbursements effected through outright deductions from claims	0.00	0.00	0.00	
Overpayment of expenses(e.g. personnel benefits)	0.00	0.00	0.00	
Restitution for loss of government property	0.00	0.00	0.00	
Liquidated damages and similar claims	0.00	0.00	0.00	
Others (e.g. TEF, BTr, Docs Stamp, etc.)	0.00	0.00	0.00	
Add/Less: Adjustments (e.g. cancelled/staled checks)	0.00	0.00	0.00	
Balance of Disbursement Authorities as at date	0.00	388,968.00	388,968.00	
Total Disbursements Program	8,560,000.00	6,579,000.00	15,139,000.00	
Less: *Actual Disbursements	1,500,616.85	0.00	1,500,616.85	
(Over)/Under spending	7,059,383.15	6,579,000.00	13,638,383.15	

Notes: * The use of NTA is discouraged
 Notes: ** Amounts should tally with the grand total disbursement (column 27).




Certified Correct:

 LOIDA P. LAGUYO
 Chief Accountant
 Date: August 08, 2024 08:05 PM

Recommending Approval:

 LOLITA R. VERDADERO
 Director IV - CFMO
 Date: August 08, 2024 08:07 PM

Approved By:

 RALPH G. RECTO
 Department Secretary
 Date: August 08, 2024 08:09 PM

MONTHLY REPORT OF DISBURSEMENTS
For the month of July 2024

Department : Department of Finance (DOF)
 Agency/Entity : Office of the Secretary
 Operating Unit : < not applicable >
 Organization Code (UACS) : 11 001 000000
 Fund Cluster : 07 - Trust Receipts
 (e.g. UACS Fund Cluster: 01-Regular Agency Fund, 02-Foreign Assisted Projects Fund, 03-Special Account-Locally Funded/Domestic Grants Fund, etc.)

Particulars	Current Year Budget					Prior Year's Budget											Trust Liabilities					Grand Total					Remarks	
	PS	MOOE	FinEx	CO	TOTAL	Prior Year's Accounts Payable					Current		Current Year's Accounts Payable				TOTAL	SUB-TOTAL	PS	MOOE	CO	TOTAL	PS	MOOE	FinEx	CO		TOTAL
						PS	MOOE	FinEx	CO	Sub-Total	PS	MOOE	MOOE	FinEx	CO	Sub-Total												
1	2	3	4	5	6=(2+3+4+5)	7	8	9	10	11=(7+8+9+10)	12	13	13	14	15	16=	17=(11+16)	18=(6+17)	19	20	21	22=(19+20+21)	23	24	25	26	27=(23+24+25+26)	28
CASH DISBURSEMENTS	137,992.23	0.00	0.00	0.00	137,992.23	0.00	0.00	0.00	0.00	0.00	0.00	0.00	0.00	0.00	0.00	0.00	0.00	137,992.23	0.00	0.00	0.00	0.00	137,992.23	0.00	0.00	0.00	0.00	137,992.23
Notice of Cash Allocation (NCA)	137,992.23	0.00	0.00	0.00	137,992.23	0.00	0.00	0.00	0.00	0.00	0.00	0.00	0.00	0.00	0.00	0.00	0.00	137,992.23	0.00	0.00	0.00	0.00	137,992.23	0.00	0.00	0.00	0.00	137,992.23
MDS Checks Issued	0.00	0.00	0.00	0.00	0.00	0.00	0.00	0.00	0.00	0.00	0.00	0.00	0.00	0.00	0.00	0.00	0.00	0.00	0.00	0.00	0.00	0.00	0.00	0.00	0.00	0.00	0.00	0.00
Advice to Debit Account	137,992.23	0.00	0.00	0.00	137,992.23	0.00	0.00	0.00	0.00	0.00	0.00	0.00	0.00	0.00	0.00	0.00	0.00	137,992.23	0.00	0.00	0.00	0.00	137,992.23	0.00	0.00	0.00	0.00	137,992.23
Notice of Transfer Allocations (NTA)	0.00	0.00	0.00	0.00	0.00	0.00	0.00	0.00	0.00	0.00	0.00	0.00	0.00	0.00	0.00	0.00	0.00	0.00	0.00	0.00	0.00	0.00	0.00	0.00	0.00	0.00	0.00	0.00
MDS Checks Issued	0.00	0.00	0.00	0.00	0.00	0.00	0.00	0.00	0.00	0.00	0.00	0.00	0.00	0.00	0.00	0.00	0.00	0.00	0.00	0.00	0.00	0.00	0.00	0.00	0.00	0.00	0.00	0.00
Advice to Debit Account	0.00	0.00	0.00	0.00	0.00	0.00	0.00	0.00	0.00	0.00	0.00	0.00	0.00	0.00	0.00	0.00	0.00	0.00	0.00	0.00	0.00	0.00	0.00	0.00	0.00	0.00	0.00	0.00
Working Fund for FAPs	0.00	0.00	0.00	0.00	0.00	0.00	0.00	0.00	0.00	0.00	0.00	0.00	0.00	0.00	0.00	0.00	0.00	0.00	0.00	0.00	0.00	0.00	0.00	0.00	0.00	0.00	0.00	0.00
Cash Disbursement Ceiling (CDC)	0.00	0.00	0.00	0.00	0.00	0.00	0.00	0.00	0.00	0.00	0.00	0.00	0.00	0.00	0.00	0.00	0.00	0.00	0.00	0.00	0.00	0.00	0.00	0.00	0.00	0.00	0.00	0.00
TOTAL CASH DISBURSEMENTS	137,992.23	0.00	0.00	0.00	137,992.23	0.00	0.00	0.00	0.00	0.00	0.00	0.00	0.00	0.00	0.00	0.00	0.00	137,992.23	0.00	0.00	0.00	0.00	137,992.23	0.00	0.00	0.00	0.00	137,992.23
NON-CASH DISBURSEMENTS	0.00	0.00	0.00	0.00	0.00	0.00	0.00	0.00	0.00	0.00	0.00	0.00	0.00	0.00	0.00	0.00	0.00	0.00	0.00	0.00	0.00	0.00	0.00	0.00	0.00	0.00	0.00	0.00
Tax Remittance Advices Issued (TRA)	0.00	0.00	-0.00	0.00	0.00	0.00	0.00	0.00	0.00	0.00	0.00	0.00	0.00	0.00	0.00	0.00	0.00	0.00	0.00	0.00	0.00	0.00	0.00	0.00	0.00	0.00	0.00	0.00
Non-Cash Availment Authority (NCAA)	0.00	0.00	-0.00	0.00	0.00	0.00	0.00	0.00	0.00	0.00	0.00	0.00	0.00	0.00	0.00	0.00	0.00	0.00	0.00	0.00	0.00	0.00	0.00	0.00	0.00	0.00	0.00	0.00
Disbursements effected through outright deductions from claims (please specify...)	0.00	0.00	0.00	0.00	0.00	0.00	0.00	0.00	0.00	0.00	0.00	0.00	0.00	0.00	0.00	0.00	0.00	0.00	0.00	0.00	0.00	0.00	0.00	0.00	0.00	0.00	0.00	0.00
Overpayment of expenses(e.g. personnel benefits)	0.00	0.00	0.00	0.00	0.00	0.00	0.00	0.00	0.00	0.00	0.00	0.00	0.00	0.00	0.00	0.00	0.00	0.00	0.00	0.00	0.00	0.00	0.00	0.00	0.00	0.00	0.00	0.00
Restitution for loss of government property	0.00	0.00	0.00	0.00	0.00	0.00	0.00	0.00	0.00	0.00	0.00	0.00	0.00	0.00	0.00	0.00	0.00	0.00	0.00	0.00	0.00	0.00	0.00	0.00	0.00	0.00	0.00	0.00
Liquidated damages and similar claims	0.00	0.00	0.00	0.00	0.00	0.00	0.00	0.00	0.00	0.00	0.00	0.00	0.00	0.00	0.00	0.00	0.00	0.00	0.00	0.00	0.00	0.00	0.00	0.00	0.00	0.00	0.00	0.00
Others(TEF, BTr-Documentary Stamp Tax, etc.)	0.00	0.00	0.00	0.00	0.00	0.00	0.00	0.00	0.00	0.00	0.00	0.00	0.00	0.00	0.00	0.00	0.00	0.00	0.00	0.00	0.00	0.00	0.00	0.00	0.00	0.00	0.00	0.00
TOTAL NON-CASH DISBURSEMENTS	0.00	0.00	0.00	0.00	0.00	0.00	0.00	0.00	0.00	0.00	0.00	0.00	0.00	0.00	0.00	0.00	0.00	0.00	0.00	0.00	0.00	0.00	0.00	0.00	0.00	0.00	0.00	0.00
GRAND TOTAL	137,992.23	0.00	0.00	0.00	137,992.23	0.00	0.00	0.00	0.00	0.00	0.00	0.00	0.00	0.00	0.00	0.00	0.00	137,992.23	0.00	0.00	0.00	0.00	137,992.23	0.00	0.00	0.00	0.00	137,992.23

SUMMARY				
Particulars	Previous Report as of June' 2024	This Month July' 2024	As at Date 07/31/24	
(1)	(2)	(3)	(4)	(5)
Total Disbursement Authorities Received	794,373.00	10,429,977.00	11,224,350.00	
NCA	794,373.00	10,429,977.00	11,224,350.00	
NTA	0.00	0.00	0.00	
Working Fund	0.00	0.00	0.00	
TRA	0.00	0.00	0.00	
CDC	0.00	0.00	0.00	
NCAA	0.00	0.00	0.00	
Less: Notice of Transfer of Allocations (NTA)* issued	0.00	0.00	0.00	
Total Disbursement Authorities Available	794,373.00	10,429,977.00	11,224,350.00	
Less:	0.00	0.00	0.00	
Lapsed NCA	0.00	0.00	0.00	
Disbursements	722,428.15	137,992.23	860,420.38	
Less: Other Non-Cash Disbursements	0.00	0.00	0.00	
Disbursements effected through outright deductions from claims	0.00	0.00	0.00	
Overpayment of expenses(e.g. personnel benefits)	0.00	0.00	0.00	
Restitution for loss of government property	0.00	0.00	0.00	
Liquidated damages and similar claims	0.00	0.00	0.00	
Others (e.g. TEF, BTr, Docs Stamp, etc.)	0.00	0.00	0.00	
Add/Less: Adjustments (e.g. cancelled/staled checks)	0.00	0.00	0.00	
Balance of Disbursement Authorities as at date	71,944.85	10,291,984.77	10,363,929.62	
Total Disbursements Program	794,373.00	10,429,977.00	11,224,350.00	
Less: *Actual Disbursements	722,428.15	137,992.23	860,420.38	
(Over)/Under spending	71,944.85	10,291,984.77	10,363,929.62	

Notes: * The use of NTA is discouraged
 Notes: ** Amounts should tally with the grand total disbursement (column 27).

Certified Correct:

LOIDA P. LAGUYO
 Chief Accountant
 Date: August 08, 2024 08:05 PM

Recommending Approval:

Lolita R. Verdadero
 LOLITA R. VERDADERO
 Director IV - CFMO
 Date: August 08, 2024 08:07 PM

Approved By:

Ralph G. Recto
 RALPH G. RECTO
 Department Secretary
 Date: August 08, 2024 08:09 PM