

STATEMENT OF APPROPRIATIONS, ALLOTMENTS, OBLIGATIONS, DISBURSEMENTS AND BALANCES
As of the Quarter Ending September 30, 2013

Department: Department of Finance
Agency/Operating Unit: Office of the Secretary
Fund: 171

Particulars	Appropriations			Allotments				Current Year Obligations					Current Year Disbursement					Balances		
	Authorized Appropriation	Adjustments / Realignments	Adjusted Appropriations	Allotments Received	Transfer To	Transfer From	Adjusted Total Allotments	1st Quarter ending March 31	2nd Quarter ending June 30	3rd Quarter ending Sept. 30	4th Quarter ending Dec. 31	Total	1st Quarter ending March 31	2nd Quarter ending June 30	3rd Quarter ending Sept. 30	4th Quarter ending Dec. 31	Total	Unreleased Appropriation	Unobligated Allotment	Unpaid Obligations
1	2	3	4=(2+3)	5	6	7	8=(5+6+7)	9	10	11	12	13=(9+10+11+12)	14	15	16	17	18=(14+15+16+17)	19=(4-3)	20=(6-13)	21=(13-18)
I. CURRENT YEAR BUDGET/APPROPRIATION																				
RA 10352 CY 2013																				
A. JFPR PH 9118 Developing Microinsurance Project	204,655.00	-	204,655.00	204,655.00	-	-	204,655.00	194,818.75	-	-	-	194,818.75	194,818.75	-	-	-	194,818.75	-	9,836.25	-
B. NPGA-CVF Phase 2 from Japan	48,929,056.43	-	48,929,056.43	48,929,056.43	-	-	48,929,056.43	-	18,552,399.17	-	-	18,552,399.17	-	10,604,479.59	-	-	10,604,479.59	-	30,376,657.26	7,947,919.58
TOTAL CURRENT YEAR BUDGET / APPROPRIATION	49,133,711.43	-	49,133,711.43	49,133,711.43	-	-	49,133,711.43	194,818.75	18,552,399.17	-	-	18,747,217.92	194,818.75	10,604,479.59	-	-	10,799,298.34	-	30,386,493.51	7,947,919.58
II. PRIOR YEAR's BUDGET / CONTINUING APPROPRIATION																				
RA 10155 CY 2012																				
A. JFPR PH 9118 Developing Microinsurance Project	28,805.50	-	28,805.50	28,805.50	-	-	28,805.50	28,805.50	-	-	-	28,805.50	28,805.50	-	-	-	28,805.50	-	-	-
TOTAL PRIOR YEAR's BUDGET / CONTINUING APPROPRIATION	28,805.50	-	28,805.50	28,805.50	-	-	28,805.50	28,805.50	-	-	-	28,805.50	28,805.50	-	-	-	28,805.50	-	-	-
GRAND TOTAL	49,162,516.93	-	49,162,516.93	49,162,516.93	-	-	49,162,516.93	223,624.25	18,552,399.17	-	-	18,776,023.42	223,624.25	10,604,479.59	-	-	10,828,103.84	-	30,386,493.51	7,947,919.58

Certified Correct:


EUTQUIA C. MUTIANGPILI
Chief Administrative Officer, Budget Division
Date: October 10, 2013

Certified Correct:


LOLITA R. VERDADERO
Chief Accountant
Date:

Noted by:


MA LOURDES V. BEDAL
Director IV, Central Financial Management Office

Approved by:


GIL S. BELTRAN
Undersecretary

Annex A.1

**List of Agency Budget Matrix/Special Allotment Release Orders / Sub-Allotment Release Orders
As of September 30, 2013**

Department: Department of Finance
Agency/OU: Office of the Secretary
Fund: Fund 171

No.	ABM/SARO/Sub-ARO No.	Date of ABM SARO/Sub-ARO	Fund Source Reg/SPF/etc.	Allotments				Sub-Allotment to Regions/Operating Units				Total Allotments
				PS	MOOE	CO	Total 8=(5+6+7)	PS	MOOE	CO	Total 12=(9+10+11)	
1	2	3	4	5	6	7	8=(5+6+7)	9	10	11	12=(9+10+11)	13=(8-12)
A. Allotments received from DBM												
1	2013-9024994	February 1, 2013	GAA 2013 - Automatic	-	204,655.00	-	204,655.00	-	-	-	-	204,655.00
2	2013-9025141	May 2, 2013	GAA 2013 - Automatic	-	6,953,783.12	41,975,273.31	48,929,056.43	-	-	-	-	48,929,056.43
	Sub-total			-	7,158,438.12	41,975,273.31	49,133,711.43	-	-	-	-	49,133,711.43
B. Sub-allotments received from Central Office/Regional Office												
1							-				-	-
	Sub-Total			-	-	-	-	-	-	-	-	-
	Total Allotments			-	7,158,438.12	41,975,273.31	49,133,711.43	-	-	-	-	49,133,711.43

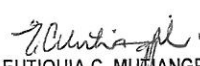
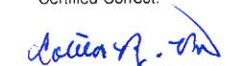

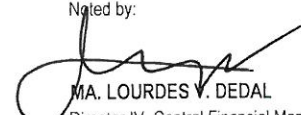
Certified Correct:


EUTIQUIA C. MUTIANGPILI
Chief Administrative Officer
Budget Division

DETAILED STATEMENT OF CURRENT YEAR'S OBLIGATIONS, DISBURSEMENTS AND UNPAID OBLIGATIONS
As of the Quarter Ending September 30, 2013

Department: Department of Finance
Agency/Operating Unit: Office of the Secretary
Fund: 171

Particulars	Account Code	Current Year Obligations					Disbursements					Balance (Unpaid Obligations) 13=(7-12) & 13=(14+15)	Breakdown of Unpaid Obligations	
		1st Quarter ending March 31	2nd Quarter ending June 30	3rd Quarter ending Sept. 30	4th Quarter ending Dec. 31	Total	1st Quarter ending March 31	2nd Quarter ending June 30	3rd Quarter ending Sept. 30	4th Quarter ending Dec. 31	Total		Accounts Payable	Obligations Not Yet Due and Demandable
1	2	3	4	5	6	7	8	9	10	11	12		14	15
I. CURRENT YEAR BUDGET/APPROPRIATION														
RA 10352 CY 2013														
A. JFPR PH 9118 Developing Microinsurance Project		194,818.75	18,552,399.17	-	-	18,747,217.92	194,818.75	10,604,479.59	-	-	10,799,298.34	7,947,919.58	-	7,947,919.58
TOTAL CURRENT YEAR BUDGET/APPROPRIATION		194,818.75	18,552,399.17	-	-	18,747,217.92	194,818.75	10,604,479.59	-	-	10,799,298.34	7,947,919.58	-	7,947,919.58
II. PRIOR YEAR'S BUDGET/CONTINUING APPROPRIATION														
RA 10155 CY 2012														
A. JFPR PH 9118 Developing Microinsurance Project		28,805.50	-	-	-	28,805.50	28,805.50	-	-	-	28,805.50	-	-	-
TOTAL PRIOR YEAR'S BUDGET/ CONTINUING APPROPRIATION		28,805.50	-	-	-	28,805.50	28,805.50	-	-	-	28,805.50	-	-	-
GRAND TOTAL		223,624.25	18,552,399.17	-	-	18,776,023.42	223,624.25	10,604,479.59	-	-	10,828,103.84	7,947,919.58	-	7,947,919.58


<p>Certified Correct:</p> <p></p> <p>EUTQUIA C. MUTIANGPILI Chief Administrative Officer, Budget Division Date: October 10, 2013</p>	<p>Certified Correct:</p> <p></p> <p>LOLITA R. VERDADERO Chief Accountant Date:</p> <p>Approved by:</p> <p></p> <p>GIL S. BELTRAN Undersecretary</p>	<p>Noted by:</p> <p></p> <p>MA. LOURDES V. DEDAL Director IV, Central Financial Management Office</p>
---	--	--

SUMMARY OF PRIOR YEAR'S OBLIGATIONS, DUSBURSEMENTS AND UNPAID PRIOR YEAR OBLIGATIONS
For the Period Ending September 30, 2013

Department: **Department of Finance**
Agency/Operating Unit: **Office of the Secretary**
Fund: **171**

Particulars	PRIOR YEARS' OBLIGATIONS			DISBURSEMENTS					Unpaid Obligations
	Balance Beginning of the Year	Adjustments	Adjusted Balance	1st Quarter ending March 31	2nd Quarter ending June 30	3rd Quarter ending Sept. 30	4th Quarter ending Dec. 31	Total	
1	2	3	4=(2+3)	5	6	7	8	9=(5+6+7+8)	10=(4-9)
I. PRIOR YEAR'S ACCOUNTS PAYABLE									
Personal Services	-	-	-	-	-	-	-	-	-
Maintenance & Other Operating Expenses	-	-	-	-	-	-	-	-	-
Capital Outlays	-	-	-	-	-	-	-	-	-
TOTAL	-	-	-	-	-	-	-	-	-
II. OBLIGATIONS NOT YET DUE AND DEMANDABLE									
Personal Services	-	-	-	-	-	-	-	-	-
Maintenance & Other Operating Expenses	2,311,593.36	-	2,311,593.36	1,303,985.36	1,000,000.00	-	-	2,303,985.36	7,608.00
Capital Outlays	35,596,536.08	-	35,596,536.08	-	873,000.00	-	-	873,000.00	34,723,536.08
TOTAL	37,908,129.44	-	37,908,129.44	1,303,985.36	1,873,000.00	-	-	3,176,985.36	34,731,144.08
GRAND TOTAL	37,908,129.44	-	37,908,129.44	1,303,985.36	1,873,000.00	-	-	3,176,985.36	34,731,144.08

Certified Correct:


EUTQUIA C. MUTIANGPILI
Chief Administrative Officer, Budget Division
Date: October 10, 2013

Certified Correct:


LOLITA R. VERDADERO
Chief Accountant
Date:

Noted by:


MA. LOURDES V. DEDAL
Director IV, Central Financial Management Office

Approved by:

GIL S. BELTRAN
Undersecretary

SUMMARY REPORT OF DISBURSEMENTS
For the Quarter Ending September 30, 2013

Department: Department of Finance

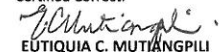
Agency/Operating Unit: Office of the Secretary

Fund: 171 Fourth Non-Project Grant Assistance from Japan-CVF and JFPR-Microinsurance Project

Particulars	Current Year Budget				Prior Year's Budget				Prior Years' Obligations				Sub -Total	Trust Liabilities				OTHERS	Grand Total				Remarks
	PS	MOOE	CO	Total	PS	MOOE	CO	Total	PS	MOOE	CO	Total		PS	MOOE	CO	Total		PS	MOOE	CO	Total	
FIRST QUARTER																							
Notice of Cash Allocation				-				-				-					-						
MDS Checks Issued - NPGA 4	-	-	-	-	-	-	-	-	-	-	-	-	-	-	-	-	-	-	-	-	-	-	
Special Account (CA) - JFPR Micro	-	223,624.25	-	223,624.25	-	-	-	-	-	660,611.38	-	660,611.38	884,235.63	-	-	-	-	-	-	884,235.63	-	884,235.63	from 12/12
Advice to Debit Account	-	-	-	-	-	-	-	-	-	-	-	-	-	-	-	-	-	-	-	-	-	-	Cash Balance
Tax Remittance Advices Issued - NPGA4	-	-	-	-	-	-	-	-	-	-	208,283.63	208,283.63	208,283.63	-	-	-	-	-	-	-	208,283.63	208,283.63	
Cash Disbursement Ceiling	-	-	-	-	-	-	-	-	-	-	-	-	-	-	-	-	-	-	-	-	-	-	
NonCash Availment Authority	-	-	-	-	-	-	-	-	-	-	-	-	-	-	-	-	-	-	-	-	-	-	
Total	-	223,624.25	-	223,624.25	-	-	-	-	-	660,611.38	208,283.63	868,895.01	1,092,519.26	-	-	-	-	-	-	884,235.63	208,283.63	1,092,519.26	
SECOND QUARTER																							
Notice of Cash Allocation																							
MDS Checks Issued - NPGA 4		4,471,865.24	5,228,645.96	9,700,511.20						821,857.57	820,294.65	1,642,152.22	11,342,663.42							5,293,722.81	6,048,940.61	11,342,663.42	
Special Account (CA) - JFPR Micro				-				-		50,221.00		50,221.00	50,221.00							50,221.00		50,221.00	
Advice to Debit Account				-				-				-										-	
Tax Remittance Advices Issued-NPGA4		535,606.86	316,499.23	852,106.09						178,571.43	52,705.35	231,276.78	1,083,382.87							714,178.29	369,204.58	1,083,382.87	
Cash Disbursement Ceiling				-				-				-										-	
NonCash Availment Authority				-				-				-										-	
Total	-	5,007,472.10	5,545,145.19	10,552,617.29	-	-	-	-	-	1,050,650.00	873,000.00	1,923,650.00	12,476,267.29	-	-	-	-	-	-	6,058,122.10	6,418,145.19	12,476,267.29	
THIRD QUARTER (No Transaction)																							
Notice of Cash Allocation				-				-				-										-	
MDS Checks Issued				-				-				-										-	
Advice to Debit Account				-				-				-										-	
Tax Remittance Advices Issued				-				-				-										-	
Cash Disbursement Ceiling				-				-				-										-	
NonCash Availment Authority				-				-				-										-	
Total	-	-	-	-	-	-	-	-	-	-	-	-	-	-	-	-	-	-	-	-	-	-	
FOURTH QUARTER																							
Notice of Cash Allocation				-				-				-										-	
MDS Checks Issued				-				-				-										-	
Advice to Debit Account				-				-				-										-	
Tax Remittance Advices Issued				-				-				-										-	
Cash Disbursement Ceiling				-				-				-										-	
NonCash Availment Authority				-				-				-										-	
Total	-	-	-	-	-	-	-	-	-	-	-	-	-	-	-	-	-	-	-	-	-	-	
GRAND TOTAL	-	5,231,096.35	5,545,145.19	10,776,241.54	-	-	-	-	-	1,711,261.38	1,081,283.63	2,792,545.01	13,568,786.55	-	-	-	-	-	-	6,942,357.73	6,626,428.82	13,568,786.55	

Reference: Financial Performance Report 9/2013 Revised


Certified Correct:


EUTQUIA C. MUTANGPILI

Chief Administrative Officer, Budget Division


Date:

Certified Correct:


LOLITA R. VERDADERO

Chief Accountant

Date:


Approved by:

GIL S. BELTRAN

Undersecretary

Noted:


MA. LOURDES V. DE DAL

Director IV, Central Financial Management Office

Date: