


STATEMENT OF APPROPRIATIONS, ALLOTMENTS, OBLIGATIONS, DISBURSEMENTS AND BALANCES
As of the Quarter Ending September 30, 2013

Department: Department of Finance
Agency/Operating Unit: Office of the Secretary
Fund: 101

Particulars	Appropriations			Allotments				Current Year Obligations					Current Year Disbursement					Balances		
	Authorized Appropriation	Adjustments / Realignments	Adjusted Appropriations	Allotments Received	Transfer To	Transfer From	Adjusted Total Allotments	1st Quarter ending March 31	2nd Quarter ending June 30	3rd Quarter ending Sept. 30	4th Quarter ending Dec. 31	Total	1st Quarter ending March 31	2nd Quarter ending June 30	3rd Quarter ending Sept. 30	4th Quarter ending Dec. 31	Total	Unreleased Appropriation	Unobligated Allotment	Unpaid Obligations
1	2	3	4=(2+3)	5	6	7	8=(5-6+7)	9	10	11	12	13=(9+10+11+12)	14	15	16	17	18=(14+15+16+17)	19=(4-8)	20=(8-13)	21=(13-18)
I. CURRENT YEAR BUDGET/APPROPRIATION																				
RA 10352 CY 2013																				
A. AGENCY SPECIFIC BUDGET	618,987,000.00	(0.00)	618,987,000.00	408,408,000.00	-	-	408,408,000.00	118,464,603.14	82,544,207.69	82,958,819.00	-	283,967,719.83	52,696,358.30	83,469,143.34	81,548,263.16	-	217,713,764.80	210,579,000.00	124,440,280.17	66,253,955.03
B. SPECIAL PURPOSE FUNDS	-	5,684,614.00	5,684,614.00	5,684,614.00	-	-	5,684,614.00	-	1,578,414.19	4,105,242.54	-	5,683,658.73	-	1,578,414.19	3,537,500.00	-	5,115,914.19	-	957.27	567,742.54
C. AUTOMATIC APPROPRIATIONS	17,704,000.00	-	17,704,000.00	17,704,000.00	-	-	17,704,000.00	4,252,037.14	4,308,412.91	4,144,376.32	-	12,704,826.37	4,252,037.14	4,308,412.91	4,144,376.32	-	12,704,826.37	-	4,999,173.63	-
TOTAL CURRENT YEAR BUDGET / APPROPRIATION	636,691,000.00	5,684,614.00	642,375,614.00	431,796,614.00	-	-	431,796,614.00	122,716,730.28	88,431,034.79	91,208,437.86	-	302,356,202.93	56,948,395.44	89,355,970.44	89,230,139.48	-	235,534,505.36	210,579,000.00	129,440,411.07	66,821,697.57
II. PRIOR YEAR'S BUDGET / CONTINUING APPROPRIATION																				
RA 10155 CY 2012																				
D. UNRELEASED APPROPRIATION	1,000,000.00	-	1,000,000.00	-	-	-	-	-	-	-	-	-	-	-	-	-	-	1,000,000.00	-	-
E. SPECIAL PURPOSE FUNDS	-	98,711,597.00	98,711,597.00	98,711,597.00	-	-	98,711,597.00	-	-	3,004,907.00	-	3,004,907.00	-	-	1,590,947.00	-	1,590,947.00	-	95,706,690.00	1,413,960.00
F. UNOBLIGATED ALLOTMENT	46,596,382.05	-	46,596,382.05	46,596,382.05	-	-	46,596,382.05	79,305.20	658,936.95	276,815.00	-	1,015,057.15	57,451.20	341,157.95	69,805.00	-	468,414.15	-	45,581,324.90	546,043.00
TOTAL PRIOR YEAR'S BUDGET / CONTINUING APPROPRIATION	47,596,382.05	98,711,597.00	146,307,979.05	145,307,979.05	-	-	145,307,979.05	79,305.20	658,936.95	3,281,722.00	-	4,019,964.15	57,451.20	341,157.95	1,660,752.00	-	2,059,381.15	1,000,000.00	141,288,014.90	1,960,603.00
GRAND TOTAL	684,287,382.05	104,396,211.00	788,683,593.05	577,104,593.05	-	-	577,104,593.05	122,796,035.48	89,089,971.74	94,490,159.86	-	306,376,167.08	57,005,846.64	89,697,128.39	90,890,891.48	-	237,593,866.51	211,579,000.00	270,728,425.97	68,782,300.57

Certified Correct:


EUTQUIA C. MUTIAN
Chief Administrative Officer, Budget Division
Date: October 10, 2013

Certified Correct:


LOLITA R. VERDADERO
Chief Accountant
Date:


GIL S. BELTRAN
Undersecretary

Noted by:

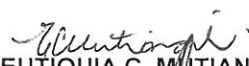

MA. LOURDES V. PEDAL
Director IV, Central Financial Management Office

**List of Agency Budget Matrix/Special Allotment Release Orders / Sub-Allotment Release Orders
As of September 30, 2013**

Department: Department of Finance
Agency/OU: Office of the Secretary
Fund: Fund 101

No.	ABM/SARO/Sub-ARO No.	Date of ABM SARO/Sub-ARO	Fund Source Reg/SPF/etc.	Allotments				Sub-Allotment to Regions/Operating Units				Total Allotments
				PS	MOOE	CO	Total 8=(5+6+7)	PS	MOOE	CO	Total 12=(9+10+11)	
1	2	3	4	5	6	7	8=(5+6+7)	9	10	11	12=(9+10+11)	13=(8-12)
A. Allotments received from DBM												
1	ABM-BMB-C-13-0003474	January 9, 2013	GAA 2013 - Regular	191,599,000.00	213,509,000.00	2,300,000.00	407,408,000.00	-	-	-	-	407,408,000.00
2	ABM-BMB-C-13-0003475	January 9, 2013	GAA 2013 - Automatic	17,704,000.00	-	-	17,704,000.00	-	-	-	-	17,704,000.00
3	SARO-BMB-C-13-0000611	January 30, 2013	GAA 2013 - Regular	-	1,000,000.00	-	1,000,000.00	-	-	-	-	1,000,000.00
4	SARO-BMB-C-13-0002934	March 22, 2013	GAA 2013 - PGF	668,697.00	-	-	668,697.00	-	-	-	-	668,697.00
5	SARO-BMB-C-13-0004146	April 19, 2013	GAA 2013 - PGF	910,673.00	-	-	910,673.00	-	-	-	-	910,673.00
6	SARO-BMB-C-13-0007535	July 1, 2013	GAA 2013 - PGF	154,821.00	-	-	154,821.00	-	-	-	-	154,821.00
7	C-13-01130	July 2, 2013	GAA 2012 - E-Gov't Fund	-	-	91,467,000.00	91,467,000.00	-	-	-	-	91,467,000.00
8	C-13-01137	July 9, 2013	GAA 2012 - ICF	-	1,411,079.00	-	1,411,079.00	-	-	-	-	1,411,079.00
9	C-13-01146	July 12, 2013	GAA 2012 - Regular	-	5,833,518.00	-	5,833,518.00	-	-	-	-	5,833,518.00
10	SARO-BMB-C-13-0008907	July 16, 2013	GAA 2013 - PGF	103,423.00	-	-	103,423.00	-	-	-	-	103,423.00
11	SARO-BMB-C-13-0012076	August 1, 2013	GAA 2013 - MPBF	3,847,000.00	-	-	3,847,000.00	-	-	-	-	3,847,000.00
Sub-total				214,987,614.00	221,753,597.00	93,767,000.00	530,508,211.00	-	-	-	-	530,508,211.00
B. Sub-allotments received from Central Office/Regional Office												
1				-	-	-	-	-	-	-	-	-
Sub-Total				-	-	-	-	-	-	-	-	-
Total Allotments				214,987,614.00	221,753,597.00	93,767,000.00	530,508,211.00	-	-	-	-	530,508,211.00

Certified Correct:



EUTQUIA C. MUTIANGPILI
Chief Administrative Officer
Budget Division

DETAILED STATEMENT OF CURRENT YEAR'S OBLIGATIONS, DISBURSEMENTS AND UNPAID OBLIGATIONS
As of the Quarter Ending September 30, 2013

Department: Department of Finance
Agency/Operating Unit: Office of the Secretary
Fund: 101

Particulars	Account Code	Current Year Obligations					Disbursements					Balance (Unpaid Obligations)	Breakdown of Unpaid Obligations	
		1st Quarter ending March 31	2nd Quarter ending June 30	3rd Quarter ending Sept. 30	4th Quarter ending Dec. 31	Total	1st Quarter ending March 31	2nd Quarter ending June 30	3rd Quarter ending Sept. 30	4th Quarter ending Dec. 31	Total		Accounts Payable	Obligations Not Yet Due and Demandable
1	2	3	4	5	6	7	8	9	10	11	12	13=(7-12) & 13=(14+15)	14	15
I. CURRENT YEAR BUDGET/APPROPRIATION														
RA 10352 CY 2013														
A. AGENCY SPECIFIC BUDGET		118,464,693.14	82,544,207.69	82,958,819.00	-	283,967,719.83	52,696,358.30	83,469,143.34	81,548,263.16	-	217,713,764.80	66,253,955.03	46,313,046.00	19,940,909.03
B. SPECIAL PURPOSE FUNDS		-	1,578,414.19	4,105,242.54	-	5,683,656.73	-	1,578,414.19	3,537,500.00	-	5,115,914.19	567,742.54	567,742.54	-
C. AUTOMATIC APPROPRIATIONS		4,252,037.14	4,308,412.91	4,144,376.32	-	12,704,826.37	4,252,037.14	4,308,412.91	4,144,376.32	-	12,704,826.37	-	-	-
TOTAL CURRENT YEAR BUDGET/APPROPRIATION		122,716,730.28	88,431,034.79	91,208,437.86	-	302,356,202.93	56,948,395.44	89,355,970.44	89,230,139.48	-	235,534,505.36	66,821,697.57	46,880,788.54	19,940,909.03
II. PRIOR YEAR'S BUDGET/CONTINUING APPROPRIATION														
RA 10155 CY 2012														
D. UNRELEASED APPROPRIATION		-	-	-	-	-	-	-	-	-	-	-	-	-
E. UNOBLIGATED ALLOTMENT		79,305.20	658,936.95	276,815.00	-	1,015,057.15	57,451.20	341,157.95	69,805.00	-	468,414.15	546,643.00	546,643.00	-
F. SPECIAL PURPOSE FUNDS		-	-	3,004,907.00	-	3,004,907.00	-	-	1,590,947.00	-	1,590,947.00	1,413,960.00	1,413,960.00	-
TOTAL PRIOR YEAR'S BUDGET/ CONTINUING APPROPRIATION		79,305.20	658,936.95	3,281,722.00	-	4,019,964.15	57,451.20	341,157.95	1,660,752.00	-	2,059,361.15	1,960,603.00	1,960,603.00	-
GRAND TOTAL		122,796,035.48	89,089,971.74	94,490,159.86	-	306,376,167.08	57,005,846.64	89,697,128.39	90,890,891.48	-	237,593,866.51	68,782,300.57	48,841,391.54	19,940,909.03


Certified Correct:


EUTQUIA C. MUTIANGPILI
Chief Administrative Officer, Budget Division
Date: October 10, 2013

Certified Correct:


LOLITA R. VERDADERO
Chief Accountant
Date:

Noted by:


MA. LOURDES V. DEDAL
Director IV, Central Financial Management Office

Approved by:


GIL S. BELTRAN
Undersecretary

SUMMARY OF PRIOR YEAR'S OBLIGATIONS, DUSBURSEMENTS AND UNPAID PRIOR YEAR OBLIGATIONS
For the Period Ending September 30, 2013

Department: **Department of Finance**
Agency/Operating Unit: **Office of the Secretary**
Fund: **101**

Particulars	PRIOR YEARS' OBLIGATIONS			DISBURSEMENTS					Unpaid Obligations
	Balance Beginning of the Year	Adjustments	Adjusted Balance	1st Quarter ending March 31	2nd Quarter ending June 30	3rd Quarter ending Sept. 30	4th Quarter ending Dec. 31	Total	
1	2	3	4=(2+3)	5	6	7	8	9=(5+6+7+8)	10=(4-9)
I. PRIOR YEAR'S ACCOUNTS PAYABLE									
Personal Services	-	-	-	-	-	-	-	-	-
Maintenance & Other Operating Expenses	-	-	-	-	-	-	-	-	-
Capital Outlays	-	-	-	-	-	-	-	-	-
TOTAL	-	-	-	-	-	-	-	-	-
II. OBLIGATIONS NOT YET DUE AND DEMANDABLE									
Personal Services	2,691,434.56	-	2,691,434.56	792,344.27	364,718.33	496,725.50	-	1,653,788.10	1,037,646.46
Maintenance & Other Operating Expenses	29,371,675.97	-	29,371,675.97	18,285,894.29	3,681,929.72	90,635.75	-	22,058,459.76	7,313,216.21
Capital Outlays	18,095,165.69	-	18,095,165.69	2,998,424.40	1,942,806.27	2,322,450.00	-	7,263,680.67	10,831,485.02
TOTAL	50,158,276.22	-	50,158,276.22	22,076,662.96	5,989,454.32	2,909,811.25	-	30,975,928.53	19,182,347.69
GRAND TOTAL	50,158,276.22	-	50,158,276.22	22,076,662.96	5,989,454.32	2,909,811.25	-	30,975,928.53	19,182,347.69

Certified Correct:


EUTIQUIA C. MUTIANGPILI

Chief Administrative Officer, Budget Division

Date: October 10, 2013


Certified Correct:


LOLITA R. VERDADERO

Chief Accountant

Date:

Noted by:


MA. LOURDES V. DEDAL

Director IV, Central Financial Management Office

Approved by:

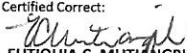

GIL S. BELTRAN

Undersecretary

SUMMARY REPORT OF DISBURSEMENTS
For the Quarter Ending September 30, 2013

Department: Department of Finance
Agency/Operating Unit: Office of the Secretary
Fund: 101 General Fund

Particulars	Current Year Budget				Prior Year's Budget				Prior Years' Obligations				Sub -Total	Trust Liabilities				OTHERS	Grand Total				Remarks
	PS	MOOE	CO	Total	PS	MOOE	CO	Total	PS	MOOE	CO	Total		PS	MOOE	CO	Total		PS	MOOE	CO	Total	
FIRST QUARTER (Revised)																							
Notice of Cash Allocation				-																			
MDS Checks Issued	39,134,189.75	13,592,388.87	-	52,726,578.62	-	-	57,451.20	57,451.20	92,676.76	14,257,425.23	2,496,755.99	16,846,857.98	69,630,887.80	-	-	-	-	-	39,226,866.51	27,849,814.10	2,554,207.19	69,630,887.80	
Advice to Debit Account	-	-	-	-	-	-	-	-	-	-	-	-	-	-	-	-	-	-	-	-	-	-	
Tax Remittance Advices Issued	5,360,219.42	848,054.41	-	6,208,273.83	-	-	-	-	-	895,216.41	1,187,480.04	2,082,696.45	8,290,970.28	-	-	-	-	-	5,360,219.42	1,743,270.82	1,187,480.04	8,290,970.28	
Cash Disbursement Ceiling	-	-	-	-	-	-	-	-	-	-	-	-	-	-	-	-	-	-	-	-	-	-	
NonCash Availment Authority	-	-	-	-	-	-	-	-	-	-	-	-	-	-	-	-	-	-	-	-	-	-	
Total	44,494,409.17	14,440,443.28	-	58,934,852.45	-	-	57,451.20	57,451.20	92,676.76	15,152,641.64	3,684,236.03	18,929,554.43	77,921,858.08	-	-	-	-	-	44,587,085.93	29,593,084.92	3,741,687.23	77,921,858.08	
SECOND QUARTER (Revised)																							
Notice of Cash Allocation				-																			
MDS Checks Issued	44,865,142.24	34,396,764.02	792,868.85	80,054,775.11	-	-	319,303.95	319,303.95	319,887.17	3,040,521.96	1,866,316.93	5,226,726.06	85,600,805.12	-	-	-	-	-	45,185,029.41	37,437,285.98	2,978,489.73	85,600,805.12	
Advice to Debit Account	-	-	-	-	-	-	-	-	-	-	-	-	-	-	-	-	-	-	-	-	-	-	
Tax Remittance Advices Issued	6,547,854.41	1,754,883.44	-	8,302,737.85	-	-	-	-	48,375.76	215,895.12	138,565.13	402,836.01	8,705,573.86	-	-	-	-	-	6,596,230.17	1,970,778.56	138,565.13	8,705,573.86	
Cash Disbursement Ceiling	-	-	-	-	-	-	-	-	-	-	-	-	-	-	-	-	-	-	-	-	-	-	
NonCash Availment Authority	-	-	-	-	-	-	-	-	-	-	-	-	-	-	-	-	-	-	-	-	-	-	
Total	51,412,996.65	36,151,647.46	792,868.85	88,357,512.96	-	-	319,303.95	319,303.95	368,262.93	3,256,417.08	2,004,882.06	5,629,562.07	94,306,378.98	-	-	-	-	-	51,781,259.58	39,408,064.54	3,117,054.86	94,306,378.98	
THIRD QUARTER																							
Notice of Cash Allocation				-																			
MDS Checks Issued	38,837,195.71	46,890,447.26	616,109.70	86,343,752.67	-	-	-	-	-	215,831.25	656,118.86	871,950.11	87,215,702.78	-	-	-	-	-	38,837,195.71	47,106,278.51	1,272,228.56	87,215,702.78	
Advice to Debit Account	-	-	-	-	-	-	-	-	-	-	-	-	-	-	-	-	-	-	-	-	-	-	
Tax Remittance Advices Issued	6,157,971.61	3,131,493.85	2,685.81	9,292,151.27	-	-	-	-	-	-	-	-	9,292,151.27	-	-	-	-	-	6,157,971.61	3,131,493.85	2,685.81	9,292,151.27	
Cash Disbursement Ceiling	-	-	-	-	-	-	-	-	-	-	-	-	-	-	-	-	-	-	-	-	-	-	
NonCash Availment Authority	-	-	-	-	-	-	-	-	-	-	-	-	-	-	-	-	-	-	-	-	-	-	
Total	44,995,167.32	50,021,941.11	618,795.51	95,635,903.94	-	-	-	-	-	215,831.25	656,118.86	871,950.11	96,507,854.05	-	-	-	-	-	44,995,167.32	50,237,772.36	1,274,914.37	96,507,854.05	
FOURTH QUARTER																							
Notice of Cash Allocation				-																			
MDS Checks Issued				-				-				-					-	-	-	-	-	-	
Advice to Debit Account				-				-				-					-	-	-	-	-	-	
Tax Remittance Advices Issued				-				-				-					-	-	-	-	-	-	
Cash Disbursement Ceiling				-				-				-					-	-	-	-	-	-	
NonCash Availment Authority				-				-				-					-	-	-	-	-	-	
Total	-	-	-	-	-	-	-	-	-	-	-	-	-	-	-	-	-	-	-	-	-	-	
GRAND TOTAL	140,902,573.14	100,614,031.85	1,411,664.36	242,928,269.35	-	-	376,755.15	376,755.15	460,939.69	18,624,889.97	6,345,236.95	25,431,066.61	268,736,091.11	-	-	-	-	-	141,363,512.83	119,238,921.82	8,133,656.46	268,736,091.11	

Certified Correct:

EUTQUIA C. MUTIANGPILI
Chief Administrative Officer, Budget Division
Date:

Certified Correct:

LOLITA R. VERDADERO
Chief Accountant
Date:

GIL S. BELTRAN
Undersecretary

Noted:

MA. LOURDES V. DEDAL
Director IV, Central Financial Management Office
Date: