

**STATEMENT OF APPROPRIATIONS, ALLOTMENTS, OBLIGATIONS, DISBURSEMENTS AND BALANCES**  
**As of the Quarter Ending June 30, 2017**

Department : Department of Finance (DOF)  
Agency : Office of the Secretary  
Operating Unit : N/A  
Organization Code (UACS) : 11001000000  
Funding Source Code (as clustered): 01 - Regular Agency Fund

Particulars	UACS CODE	Appropriation			Allotments					Current Year Obligations				
		Authorized Appropriation	Adjustments (Transfer To/From Realignment)	Adjusted Appropriations	Allotments Received	Adjustments (Withdrawal, Realignment)	Transfe r To	Transfer From	Adjusted Total Allotments	1st Quarter Ending March 31	2nd Quarter Ending June 30	3rd Quarter Ending Sept. 30	4th Quarter Ending Dec. 31	Total
1	2	3	4	5=(3+4)	6	7	8	9	10=[{6+(-)7}-8+9]	11	12	13	14	15=(11+12+13+14)
I. Agency Specific Budget														
Specific Budgets of National Government Agencies	01101101													
General Administration and Support	000001000000000	528,534,000.00	(402,694.76)	528,131,305.24	522,050,735.00	(402,694.76)	-	-	521,648,040.24	34,665,750.63	86,293,015.07	-	-	120,958,765.70
General Management and Supervision	103001000100000	518,304,000.00	(402,694.76)	517,901,305.24	518,304,000.00	(402,694.76)	-	-	517,901,305.24	34,665,750.63	86,002,954.04	-	-	120,668,704.67
PS		72,364,000.00	(402,694.76)	71,961,305.24	72,364,000.00	(402,694.76)	-	-	71,961,305.24	16,208,784.27	26,063,171.61	-	-	42,271,955.88
MOOE		107,354,000.00	-	107,354,000.00	107,354,000.00	-	-	-	107,354,000.00	18,456,966.36	59,438,362.22	-	-	77,895,328.58
CO		338,586,000.00	-	338,586,000.00	338,586,000.00	-	-	-	338,586,000.00	-	501,420.21	-	-	501,420.21
Administration of Personnel Benefits	103001000200000	10,230,000.00	-	10,230,000.00	3,746,735.00	-	-	-	3,746,735.00	-	290,061.03	-	-	290,061.03
PS		10,230,000.00	-	10,230,000.00	3,746,735.00	-	-	-	3,746,735.00	-	290,061.03	-	-	290,061.03
Support to Operations	000002000000000	131,995,000.00	402,694.76	132,397,694.76	131,995,000.00	402,694.76	-	-	132,397,694.76	8,382,487.30	29,755,052.73	-	-	38,137,540.03
Legal Services	101002000100000	6,403,000.00	402,694.76	6,805,694.76	6,403,000.00	402,694.76	-	-	6,805,694.76	1,760,365.24	4,401,526.99	-	-	6,161,892.23
PS		3,949,000.00	402,694.76	4,351,694.76	3,949,000.00	402,694.76	-	-	4,351,694.76	1,219,771.30	2,663,553.14	-	-	3,883,324.44
MOOE		2,454,000.00	-	2,454,000.00	2,454,000.00	-	-	-	2,454,000.00	540,593.94	1,737,973.85	-	-	2,278,567.79
CO		-	-	-	-	-	-	-	-	-	-	-	-	-
Management of Information Systems	103002000200000	125,592,000.00	-	125,592,000.00	125,592,000.00	-	-	-	125,592,000.00	6,622,122.06	25,353,525.74	-	-	31,975,647.80
PS		16,549,000.00	-	16,549,000.00	16,549,000.00	-	-	-	16,549,000.00	3,862,030.84	6,828,032.18	-	-	10,690,063.02
MOOE		50,043,000.00	-	50,043,000.00	50,043,000.00	-	-	-	50,043,000.00	2,760,091.22	16,468,314.54	-	-	19,228,405.76
CO		59,000,000.00	-	59,000,000.00	59,000,000.00	-	-	-	59,000,000.00	-	2,057,179.02	-	-	2,057,179.02
Operations	000003000000000	605,151,000.00	-	605,151,000.00	605,151,000.00	-	-	-	605,151,000.00	53,445,370.07	279,471,930.82	-	-	332,917,300.89
MFO 1: FINANCIAL SECTOR AND FISCAL POLICY SERVICES (DOMESTIC AND INTERNATIONAL)	000003010000000	324,303,000.00	-	324,303,000.00	324,303,000.00	-	-	-	324,303,000.00	18,626,336.77	167,539,195.38	-	-	186,165,532.15
National Finance Services	000003010100000	74,014,000.00	-	74,014,000.00	74,014,000.00	-	-	-	74,014,000.00	8,637,420.76	16,211,672.05	-	-	24,849,092.81
Financial and fiscal planning and programming	101003010100001	32,948,000.00	-	32,948,000.00	32,948,000.00	-	-	-	32,948,000.00	4,368,335.44	11,601,867.24	-	-	15,970,202.68
PS		12,658,000.00	-	12,658,000.00	12,658,000.00	-	-	-	12,658,000.00	3,181,378.43	5,179,508.88	-	-	8,360,887.31
MOOE		20,290,000.00	-	20,290,000.00	20,290,000.00	-	-	-	20,290,000.00	1,186,957.01	6,422,358.36	-	-	7,609,315.37
CO		-	-	-	-	-	-	-	-	-	-	-	-	-
Consolidation, analysis, generation of reports, planning and programming/project formulation on revenue statistics	101003010100002	3,920,000.00	-	3,920,000.00	3,920,000.00	-	-	-	3,920,000.00	859,535.94	1,095,235.00	-	-	1,954,770.94
PS		2,234,000.00	-	2,234,000.00	2,234,000.00	-	-	-	2,234,000.00	661,278.17	1,061,475.00	-	-	1,722,753.17
MOOE		1,686,000.00	-	1,686,000.00	1,686,000.00	-	-	-	1,686,000.00	198,257.77	33,760.00	-	-	232,017.77
Philippine Extractive Industries Transparency Initiative (PH-EITI)	101003010100003	37,146,000.00	-	37,146,000.00	37,146,000.00	-	-	-	37,146,000.00	3,409,549.38	3,514,569.81	-	-	6,924,119.19
MOOE		37,146,000.00	-	37,146,000.00	37,146,000.00	-	-	-	37,146,000.00	3,409,549.38	3,514,569.81	-	-	6,924,119.19
Tax policy research and formulation	101003010200000	13,208,000.00	-	13,208,000.00	13,208,000.00	-	-	-	13,208,000.00	2,818,201.40	5,938,984.33	-	-	8,757,185.73
PS		5,699,000.00	-	5,699,000.00	5,699,000.00	-	-	-	5,699,000.00	1,779,515.98	3,203,381.21	-	-	4,982,897.19
MOOE		7,509,000.00	-	7,509,000.00	7,509,000.00	-	-	-	7,509,000.00	1,038,685.42	2,735,603.12	-	-	3,774,288.54
CO		-	-	-	-	-	-	-	-	-	-	-	-	-



Department : Department of Finance (DOF)  
Agency : Office of the Secretary  
Operating Unit : N/A  
Organization Code (UACS) : 11001000000  
Funding Source Code (as clustered): 01 - Regular Agency Fund

Authorization:01 - Current Year Appropriations

Particulars	UACS CODE	Current Year Disbursements					Balances			
		1st Quarter Ending March 31	2nd Quarter Ending June 30	3rd Quarter Ending Sept. 30	4th Quarter Ending Dec. 31	Total	Unreleased Appropriations	Unobligated Allotment	Unpaid Obligations (15-20) = (23+24)	
									Due and Demandable	Not Yet Du and Demandab
1	2	16	17	18	19	20=(16+17+18+19)	21=(5-10)	22=(10-15)	23	24
I. Agency Specific Budget										
Specific Budgets of National Government Agencies	01101101									
General Administration and Support	0000010000000000	20,812,529.85	52,655,674.71	-	-	73,468,204.56	6,483,265.00	400,689,274.54	47,490,561.14	-
General Management and Supervision	1030010001000000	20,812,529.85	52,365,613.68	-	-	73,178,143.53	-	397,232,600.57	47,490,561.14	-
PS		13,764,613.28	26,681,659.69	-	-	40,446,272.97	-	29,689,349.36	1,825,682.91	-
MOOE		7,047,916.57	25,563,953.99	-	-	32,611,870.56	-	29,458,671.42	45,283,458.02	-
CO		-	120,000.00	-	-	120,000.00	-	338,084,579.79	381,420.21	-
Administration of Personnel Benefits	1030010002000000	-	290,061.03	-	-	290,061.03	6,483,265.00	3,456,673.97	-	-
PS		-	290,061.03	-	-	290,061.03	6,483,265.00	3,456,673.97	-	-
Support to Operations	0000020000000000	5,152,901.56	17,077,261.97	-	-	22,230,163.53	-	94,260,154.73	15,907,376.50	-
Legal Services	1010020001000000	1,148,692.95	2,927,870.42	-	-	4,076,563.37	-	643,802.53	2,085,328.86	-
PS		974,291.83	2,461,852.39	-	-	3,436,144.22	-	468,370.32	447,180.22	-
MOOE		174,401.12	466,018.03	-	-	640,419.15	-	175,432.21	1,638,148.64	-
CO		-	-	-	-	-	-	-	-	-
Management of Information Systems	1030020002000000	4,004,208.61	14,149,391.55	-	-	18,153,600.16	-	93,616,352.20	13,822,047.64	-
PS		3,444,090.87	6,766,304.64	-	-	10,210,395.51	-	5,858,936.98	479,667.51	-
MOOE		560,117.74	7,383,086.91	-	-	7,943,204.65	-	30,814,594.24	11,285,201.11	-
CO		-	-	-	-	-	-	56,942,820.98	2,057,179.02	-
Operations	0000030000000000	39,740,482.92	219,105,723.08	-	-	258,846,206.00	-	272,233,699.11	74,071,094.89	-
MFO 1: FINANCIAL SECTOR AND FISCAL POLICY SERVICES (DOMESTIC AND INTERNATIONAL)	0000030100000000	11,400,490.26	140,584,771.88	-	-	151,985,262.14	-	138,137,467.85	34,180,270.01	-
National Finance Services	0000030101000000	4,814,586.62	8,997,829.07	-	-	13,812,415.69	-	49,164,907.19	11,036,677.12	-
Financial and fiscal planning and programming	1010030101000001	3,744,508.55	6,722,028.70	-	-	10,466,537.25	-	16,977,797.32	5,503,665.43	-
PS		2,999,135.66	5,284,354.12	-	-	8,283,489.78	-	4,297,112.69	77,397.53	-
MOOE		745,372.89	1,437,674.58	-	-	2,183,047.47	-	12,680,684.63	5,426,267.90	-
CO		-	-	-	-	-	-	-	-	-
Consolidation, analysis, generation of reports, planning and programming/project formulation on revenue statistics	1010030101000002	600,457.42	918,929.09	-	-	1,519,386.51	-	1,965,229.06	435,384.43	-
PS		455,155.65	862,973.09	-	-	1,318,128.74	-	511,246.83	404,624.43	-
MOOE		145,301.77	55,956.00	-	-	201,257.77	-	1,453,982.23	30,760.00	-
Philippine Extractive Industries Transparency Initiative (PH-EITI)	1010030101000003	469,620.65	1,356,871.28	-	-	1,826,491.93	-	30,221,880.81	5,097,627.26	-
MOOE		469,620.65	1,356,871.28	-	-	1,826,491.93	-	30,221,880.81	5,097,627.26	-
Tax policy research and fomulation	1010030102000000	2,527,642.84	3,806,528.83	-	-	6,334,171.67	-	4,450,814.27	2,423,014.06	-
PS		1,631,499.41	3,232,566.79	-	-	4,864,066.20	-	716,102.81	118,830.99	-
MOOE		896,143.43	573,962.04	-	-	1,470,105.47	-	3,734,711.46	2,304,183.07	-
CO		-	-	-	-	-	-	-	-	-



**STATEMENT OF APPROPRIATIONS, ALLOTMENTS, OBLIGATIONS, DISBURSEMENTS AND BALANCES**  
**As of the Quarter Ending June 30, 2017**

Department : Department of Finance (DOF)  
Agency : Office of the Secretary  
Operating Unit : N/A  
Organization Code (UACS) : 110010000000  
Funding Source Code (as clustered): 01 - Regular Agency Fund

Particulars	UACS CODE	Appropriation			Allotments					Current Year Obligations				
		Authorized Appropriation	Adjustments (Transfer To/From Realignment)	Adjusted Appropriations	Allotments Received	Adjustments (Withdrawal, Realignment)	Transfe r To	Transfer From	Adjusted Total Allotments	1st Quarter Ending March 31	2nd Quarter Ending June 30	3rd Quarter Ending Sept. 30	4th Quarter Ending Dec. 31	Total
1	2	3	4	5=(3+4)	6	7	8	9	10=[{6+(-7)-8+9]	11	12	13	14	15=(11+12+13+14
Preparation of inputs of financial and economic policies of international development	101003010300000	237,081,000.00	-	237,081,000.00	237,081,000.00	-	-	-	237,081,000.00	7,170,714.61	145,388,539.00	-	-	152,559,253.61
PS		39,402,000.00	-	39,402,000.00	39,402,000.00	-	-	-	39,402,000.00	3,289,630.05	5,026,359.00	-	-	8,315,989.05
MOOE		196,587,000.00	-	196,587,000.00	196,587,000.00	-	-	-	196,587,000.00	3,881,084.56	140,362,180.00	-	-	144,243,264.56
CO		1,092,000.00	-	1,092,000.00	1,092,000.00	-	-	-	1,092,000.00	-	-	-	-	-
MFO 2: PUBLIC SECTOR FINANCIAL RESOURCES MANAGEMENT SERVICES	000003020000000	252,624,000.00	-	252,624,000.00	252,624,000.00	-	-	-	252,624,000.00	30,822,091.82	96,184,229.14	-	-	127,006,320.96
Privatization Group and Council Secretariat support	101003020100000	25,373,000.00	-	25,373,000.00	25,373,000.00	-	-	-	25,373,000.00	4,564,033.20	8,976,706.45	-	-	13,540,739.65
PS		18,107,000.00	-	18,107,000.00	18,107,000.00	-	-	-	18,107,000.00	3,725,562.70	5,795,237.75	-	-	9,520,800.45
MOOE		7,266,000.00	-	7,266,000.00	7,266,000.00	-	-	-	7,266,000.00	838,470.50	3,181,468.70	-	-	4,019,939.20
CO		-	-	-	-	-	-	-	-	-	-	-	-	-
Revenue Integrity Protection Service (RIPS) activities	101003020200000	31,476,000.00	-	31,476,000.00	31,476,000.00	-	-	-	31,476,000.00	4,959,320.05	10,824,951.81	-	-	15,784,271.86
PS		16,135,000.00	-	16,135,000.00	16,135,000.00	-	-	-	16,135,000.00	3,711,172.50	5,721,600.33	-	-	9,432,772.83
MOOE		15,341,000.00	-	15,341,000.00	15,341,000.00	-	-	-	15,341,000.00	1,248,147.55	5,103,351.48	-	-	6,351,499.03
CO		-	-	-	-	-	-	-	-	-	-	-	-	-
Processing of tax exemption requests and oversight of tax law implementation	101003020300000	82,840,000.00	-	82,840,000.00	82,840,000.00	-	-	-	82,840,000.00	8,029,244.46	19,814,985.02	-	-	27,844,229.48
PS		53,740,000.00	-	53,740,000.00	53,740,000.00	-	-	-	53,740,000.00	6,080,937.17	10,094,096.19	-	-	16,175,033.36
MOOE		29,100,000.00	-	29,100,000.00	29,100,000.00	-	-	-	29,100,000.00	1,948,307.29	9,720,888.83	-	-	11,669,196.12
CO		-	-	-	-	-	-	-	-	-	-	-	-	-
Operation of One-Stop Shop Inter-Agency Tax Credit and Duty Draw-Back Center	101003020400000	30,973,000.00	-	30,973,000.00	30,973,000.00	-	-	-	30,973,000.00	6,347,943.45	13,420,516.59	-	-	19,768,460.04
PS		24,837,000.00	-	24,837,000.00	24,837,000.00	-	-	-	24,837,000.00	5,692,671.58	9,838,903.46	-	-	15,531,575.04
MOOE		6,136,000.00	-	6,136,000.00	6,136,000.00	-	-	-	6,136,000.00	655,271.87	3,581,613.13	-	-	4,236,885.00
CO		-	-	-	-	-	-	-	-	-	-	-	-	-
Negotiation of international financing	101003020500000	54,551,000.00	-	54,551,000.00	54,551,000.00	-	-	-	54,551,000.00	3,605,117.13	33,185,002.05	-	-	36,790,119.18
PS		8,688,000.00	-	8,688,000.00	8,688,000.00	-	-	-	8,688,000.00	2,408,981.69	3,955,503.58	-	-	6,364,485.27
MOOE		45,863,000.00	-	45,863,000.00	45,863,000.00	-	-	-	45,863,000.00	1,196,135.44	29,229,498.47	-	-	30,425,633.91
CO		-	-	-	-	-	-	-	-	-	-	-	-	-
Monitoring, performance evaluation and coordination of the government corporate sector	101003020600000	27,411,000.00	-	27,411,000.00	27,411,000.00	-	-	-	27,411,000.00	3,316,433.53	9,962,067.22	-	-	13,278,500.75
PS		14,426,000.00	-	14,426,000.00	14,426,000.00	-	-	-	14,426,000.00	2,947,482.79	4,808,025.27	-	-	7,755,508.06
MOOE		12,985,000.00	-	12,985,000.00	12,985,000.00	-	-	-	12,985,000.00	368,950.74	5,154,041.95	-	-	5,522,992.69
CO		-	-	-	-	-	-	-	-	-	-	-	-	-



Department : Department of Finance (DOF)  
Agency : Office of the Secretary  
Operating Unit : N/A  
Organization Code (UACS) : 110010000000  
Funding Source Code (as clustered): 01 - Regular Agency Fund

Authorization:01 - Current Year Appropriations

Particulars	UACS CODE	Current Year Disbursements					Balances			
		1st Quarter Ending March 31	2nd Quarter Ending June 30	3rd Quarter Ending Sept. 30	4th Quarter Ending Dec. 31	Total	Unreleased Appropriations	Unobligated Allotment	Unpaid Obligations (15-20) = (23+24)	
									Due and Demandable	Not Yet Due and Demandable
1	2	16	17	18	19	20=(16+17+18+19)	21=(5-10)	22=(10-15)	23	24
Preparation of inputs of financial and economic policies of international development	101003010300000	4,058,260.80	127,780,413.98	-	-	131,838,674.78	-	84,521,746.39	20,720,578.83	-
PS		2,717,848.27	4,838,321.37	-	-	7,556,169.64	-	31,086,010.95	759,819.41	-
MOOE		1,340,412.53	122,942,092.61	-	-	124,282,505.14	-	52,343,735.44	19,960,759.42	-
CO		-	-	-	-	-	-	1,092,000.00	-	-
MFO 2: PUBLIC SECTOR FINANCIAL RESOURCES MANAGEMENT SERVICES	000003020000000	24,723,227.32	71,433,640.02	-	-	96,156,867.34	-	125,617,679.04	30,849,453.62	-
Privatization Group and Council Secretariat support	101003020100000	3,723,331.98	6,659,467.64	-	-	10,382,799.62	-	11,832,260.35	3,157,940.03	-
PS		3,324,551.72	5,339,453.10	-	-	8,664,004.82	-	8,586,199.55	856,795.63	-
MOOE		398,780.26	1,320,014.54	-	-	1,718,794.80	-	3,246,060.80	2,301,144.40	-
CO		-	-	-	-	-	-	-	-	-
Revenue Integrity Protection Service (RIPS) activities	101003020200000	3,625,802.13	7,584,631.49	-	-	11,210,433.62	-	15,691,728.14	4,573,838.24	-
PS		3,339,973.98	5,729,395.89	-	-	9,069,369.87	-	6,702,227.17	363,402.96	-
MOOE		285,828.15	1,855,235.60	-	-	2,141,063.75	-	8,989,500.97	4,210,435.28	-
CO		-	-	-	-	-	-	-	-	-
Processing of tax exemption requests and oversight of tax law implementation	101003020300000	6,618,358.37	12,205,814.79	-	-	18,824,173.16	-	54,995,770.52	9,020,056.32	-
PS		5,537,714.37	9,898,426.55	-	-	15,436,140.92	-	37,564,966.64	738,892.44	-
MOOE		1,080,644.00	2,307,388.24	-	-	3,388,032.24	-	17,430,803.88	8,281,163.88	-
CO		-	-	-	-	-	-	-	-	-
Operation of One-Stop Shop Inter-Agency Tax Credit and Duty Draw-Back Center	101003020400000	5,407,010.45	10,537,516.72	-	-	15,944,527.17	-	11,204,539.96	3,823,932.87	-
PS		4,964,935.92	9,407,593.47	-	-	14,372,529.39	-	9,305,424.96	1,159,045.65	-
MOOE		442,074.53	1,129,923.25	-	-	1,571,997.78	-	1,899,115.00	2,664,887.22	-
CO		-	-	-	-	-	-	-	-	-
Negotiation of international financing transactions	101003020500000	2,479,257.59	28,594,007.80	-	-	31,073,265.39	-	17,760,880.82	5,716,853.79	-
PS		2,061,010.07	3,961,399.27	-	-	6,022,409.34	-	2,323,514.73	342,075.93	-
MOOE		418,247.52	24,632,608.53	-	-	25,050,856.05	-	15,437,366.09	5,374,777.86	-
CO		-	-	-	-	-	-	-	-	-
Monitoring, performance evaluation and coordination of the government corporate sector	101003020600000	2,869,466.80	5,852,201.58	-	-	8,721,668.38	-	14,132,499.25	4,556,832.37	-
PS		2,693,718.05	4,970,530.00	-	-	7,664,248.05	-	6,670,491.94	91,260.01	-
MOOE		175,748.75	881,671.58	-	-	1,057,420.33	-	7,462,007.31	4,465,572.36	-
CO		-	-	-	-	-	-	-	-	-



STATEMENT OF APPROPRIATIONS, ALLOTMENTS, OBLIGATIONS, DISBURSEMENTS AND BALANCES  
As of the Quarter Ending June 30, 2017

Department : Department of Finance (DOF)  
Agency : Office of the Secretary  
Operating Unit : N/A  
Organization Code (UACS) : 110010000000  
Funding Source Code (as clustered): 01 - Regular Agency Fund

Particulars	UACS CODE	Appropriation			Allotments					Current Year Obligations				
		Authorized Appropriation	Adjustments (Transfer To/From Realignment)	Adjusted Appropriations	Allotments Received	Adjustments (Withdrawal, Realignment)	Transfer To	Transfer From	Adjusted Total Allotments	1st Quarter Ending March 31	2nd Quarter Ending June 30	3rd Quarter Ending Sept. 30	4th Quarter Ending Dec. 31	Total
1	2	3	4	5=(3+4)	6	7	8	9	10=[(6+(-)7)-8+9]	11	12	13	14	15=(11+12+13+14)
<b>MFO 3: MUNICIPAL DEVELOPMENT FUND ADMINISTRATION SERVICES</b>	0000030300000000	28,224,000.00	-	28,224,000.00	28,224,000.00	-	-	-	28,224,000.00	3,996,941.48	15,748,506.30	-	-	19,745,447.78
Administration of funds for municipal developme	1010030301000000	28,224,000.00	-	28,224,000.00	28,224,000.00	-	-	-	28,224,000.00	3,996,941.48	15,748,506.30	-	-	19,745,447.78
PS		17,249,000.00	-	17,249,000.00	17,249,000.00	-	-	-	17,249,000.00	3,538,215.14	5,745,393.44	-	-	9,283,608.58
MOOE		10,975,000.00	-	10,975,000.00	10,975,000.00	-	-	-	10,975,000.00	458,726.34	10,003,112.86	-	-	10,461,839.20
CO		-	-	-	-	-	-	-	-	-	-	-	-	-
Locally-Funded Projects	0000040000000000	229,388,000.00	-	229,388,000.00	229,388,000.00	-	-	-	229,388,000.00	282,334.00	(57,619.00)	-	-	224,715.00
Environmental Protection	0000040900000000	18,809,000.00	-	18,809,000.00	18,809,000.00	-	-	-	18,809,000.00	282,334.00	(57,619.00)	-	-	224,715.00
Protection of Biodiversity and Landscape	0000040903000000	18,809,000.00	-	18,809,000.00	18,809,000.00	-	-	-	18,809,000.00	282,334.00	(57,619.00)	-	-	224,715.00
Support to the People's Survival Fund	1030040903000001	18,809,000.00	-	18,809,000.00	18,809,000.00	-	-	-	18,809,000.00	282,334.00	(57,619.00)	-	-	224,715.00
MOOE		12,159,000.00	-	12,159,000.00	12,159,000.00	-	-	-	12,159,000.00	282,334.00	(57,619.00)	-	-	224,715.00
CO		6,650,000.00	-	6,650,000.00	6,650,000.00	-	-	-	6,650,000.00	-	-	-	-	-
Governance	0000041000000000	210,579,000.00	-	210,579,000.00	210,579,000.00	-	-	-	210,579,000.00	-	-	-	-	-
General Public Services	0000041001000000	210,579,000.00	-	210,579,000.00	210,579,000.00	-	-	-	210,579,000.00	-	-	-	-	-
Refund of Service Development Fee for the Right to Develop the Nampedal Property in Tokyo, Japan	1030041001000001	210,579,000.00	-	210,579,000.00	210,579,000.00	-	-	-	210,579,000.00	-	-	-	-	-
MOOE		210,579,000.00	-	210,579,000.00	210,579,000.00	-	-	-	210,579,000.00	-	-	-	-	-
<b>Sub-Total, Agency-Specific</b>		<b>1,495,068,000.00</b>	<b>-</b>	<b>1,495,068,000.00</b>	<b>1,488,584,735.00</b>	<b>-</b>	<b>-</b>	<b>-</b>	<b>1,488,584,735.00</b>	<b>96,775,942.00</b>	<b>395,462,379.62</b>	<b>-</b>	<b>-</b>	<b>492,238,321.62</b>
PS		316,267,000.00	-	316,267,000.00	309,783,735.00	-	-	-	309,783,735.00	58,307,412.61	96,274,302.07	-	-	154,581,714.68
MOOE		773,473,000.00	-	773,473,000.00	773,473,000.00	-	-	-	773,473,000.00	38,468,529.39	296,629,478.32	-	-	335,098,007.71
Fin Ex		-	-	-	-	-	-	-	-	-	-	-	-	-
CO		405,328,000.00	-	405,328,000.00	405,328,000.00	-	-	-	405,328,000.00	-	2,558,599.23	-	-	2,558,599.23
		-	-	-	-	-	-	-	-	-	-	-	-	-
		-	-	-	-	-	-	-	-	-	-	-	-	-
<b>II. Automatic Appropriations</b>		<b>-</b>	<b>-</b>	<b>-</b>	<b>-</b>	<b>-</b>	<b>-</b>	<b>-</b>	<b>-</b>	<b>-</b>	<b>-</b>	<b>-</b>	<b>-</b>	<b>-</b>
Retirement and Life Insurance Premiums	01104102	-	-	-	-	-	-	-	-	-	-	-	-	-
General Administration and Support	0000010000000000	6,254,000.00	-	6,254,000.00	6,254,000.00	-	-	-	6,254,000.00	1,530,042.24	1,617,659.91	-	-	3,147,702.15
General Management and Supervision	1030010001000000	6,254,000.00	-	6,254,000.00	6,254,000.00	-	-	-	6,254,000.00	1,530,042.24	1,617,659.91	-	-	3,147,702.15
PS		6,254,000.00	-	6,254,000.00	6,254,000.00	-	-	-	6,254,000.00	1,530,042.24	1,617,659.91	-	-	3,147,702.15
Support to Operations	0000020000000000	1,856,000.00	-	1,856,000.00	1,856,000.00	-	-	-	1,856,000.00	495,431.56	629,878.83	-	-	1,125,310.39
Legal Services	1010020001000000	345,000.00	-	345,000.00	345,000.00	-	-	-	345,000.00	108,364.23	202,636.88	-	-	311,001.11
PS		345,000.00	-	345,000.00	345,000.00	-	-	-	345,000.00	108,364.23	202,636.88	-	-	311,001.11
Management of Information Systems	1030020002000000	1,511,000.00	-	1,511,000.00	1,511,000.00	-	-	-	1,511,000.00	387,067.33	427,241.95	-	-	814,309.28
PS		1,511,000.00	-	1,511,000.00	1,511,000.00	-	-	-	1,511,000.00	387,067.33	427,241.95	-	-	814,309.28
Operations	0000030000000000	16,196,000.00	-	16,196,000.00	16,196,000.00	-	-	-	16,196,000.00	3,478,105.43	3,564,479.18	-	-	7,042,584.61
<b>MFO 1: FINANCIAL SECTOR AND FISCAL POLICY SERVICES (DOMESTIC AND INTERNATIONAL)</b>	0000030100000000	<b>3,362,000.00</b>	<b>-</b>	<b>3,362,000.00</b>	<b>3,362,000.00</b>	<b>-</b>	<b>-</b>	<b>-</b>	<b>3,362,000.00</b>	<b>846,727.97</b>	<b>901,780.16</b>	<b>-</b>	<b>-</b>	<b>1,748,508.13</b>
National Finance Services	0000030101000000	1,358,000.00	-	1,358,000.00	1,358,000.00	-	-	-	1,358,000.00	363,218.70	381,168.25	-	-	744,386.95
Financial and fiscal planning and programming	1010030101000001	1,147,000.00	-	1,147,000.00	1,147,000.00	-	-	-	1,147,000.00	295,847.33	312,840.97	-	-	608,688.30
PS		1,147,000.00	-	1,147,000.00	1,147,000.00	-	-	-	1,147,000.00	295,847.33	312,840.97	-	-	608,688.30



Department : Department of Finance (DOF)  
 Agency : Office of the Secretary  
 Operating Unit : N/A  
 Organization Code (UACS) : 110010000000  
 Funding Source Code (as clustered): 01 - Regular Agency Fund

Authorization:01 - Current Year Appropriations

Particulars	UACS CODE	Current Year Disbursements					Balances			
		1st Quarter Ending March 31	2nd Quarter Ending June 30	3rd Quarter Ending Sept. 30	4th Quarter Ending Dec. 31	Total	Unreleased Appropriations	Unobligated Allotment	Unpaid Obligations (15-20) = (23+24)	
		16	17	18	19	20=(16+17+18+19)	21=(5-10)	22=(10-15)	Due and Demandable	Not Yet Due and Demandable
1	2	16	17	18	19	20=(16+17+18+19)	21=(5-10)	22=(10-15)	23	24
<b>MFO 3: MUNICIPAL DEVELOPMENT FUND ADMINISTRATION SERVICES</b>	<b>0000030300000000</b>	<b>3,616,765.34</b>	<b>7,087,311.18</b>	-	-	<b>10,704,076.52</b>	-	<b>8,478,552.22</b>	<b>9,041,371.26</b>	-
Administration of funds for municipal developme	1010030301000000	3,616,765.34	7,087,311.18	-	-	10,704,076.52	-	8,478,552.22	9,041,371.26	-
PS		3,308,092.00	5,881,113.01	-	-	9,189,205.01	-	7,965,391.42	94,403.57	-
MOOE		308,673.34	1,206,198.17	-	-	1,514,871.51	-	513,160.80	8,946,967.69	-
CO		-	-	-	-	-	-	-	-	-
Locally-Funded Projects	0000040000000000	-	-	-	-	-	-	229,163,285.00	224,715.00	-
Environmental Protection	0000040900000000	-	-	-	-	-	-	18,584,285.00	224,715.00	-
Protection of Biodiversity and Landscape	0000040903000000	-	-	-	-	-	-	18,584,285.00	224,715.00	-
Support to the People's Survival Fund	1030040903000001	-	-	-	-	-	-	18,584,285.00	224,715.00	-
MOOE		-	-	-	-	-	-	11,934,285.00	224,715.00	-
CO		-	-	-	-	-	-	6,650,000.00	-	-
Governance	0000041000000000	-	-	-	-	-	-	210,579,000.00	-	-
General Public Services	0000041001000000	-	-	-	-	-	-	210,579,000.00	-	-
Refund of Service Development Fee for the Right to Develop the Nampedal Property in Tokyo, Japan	1030041001000001	-	-	-	-	-	-	210,579,000.00	-	-
MOOE		-	-	-	-	-	-	210,579,000.00	-	-
<b>Sub-Total, Agency-Specific</b>		<b>65,705,914.33</b>	<b>288,838,659.76</b>	-	-	<b>354,544,574.09</b>	<b>6,483,265.00</b>	<b>996,346,413.38</b>	<b>37,693,747.53</b>	-
PS		51,216,631.08	95,606,004.41	-	-	146,822,635.49	6,483,265.00	155,202,020.32	7,759,079.19	-
MOOE		14,489,283.25	193,112,655.35	-	-	207,601,938.60	-	438,374,992.29	27,496,069.11	-
Fin Ex		-	-	-	-	-	-	-	-	-
CO		-	120,000.00	-	-	120,000.00	-	402,769,400.77	2,438,599.23	-
		-	-	-	-	-	-	-	-	-
		-	-	-	-	-	-	-	-	-
<b>II. Automatic Appropriations</b>		-	-	-	-	-	-	-	-	-
Retirement and Life Insurance Premiums	01104102	-	-	-	-	-	-	-	-	-
General Administration and Support	0000010000000000	1,530,042.24	1,617,659.91	-	-	3,147,702.15	-	3,106,297.85	-	-
General Management and Supervision	1030010001000000	1,530,042.24	1,617,659.91	-	-	3,147,702.15	-	3,106,297.85	-	-
PS		1,530,042.24	1,617,659.91	-	-	3,147,702.15	-	3,106,297.85	-	-
Support to Operations	0000020000000000	495,431.56	629,878.83	-	-	1,125,310.39	-	730,689.61	-	-
Legal Services	1010020001000000	108,364.23	202,636.88	-	-	311,001.11	-	33,998.89	-	-
PS		108,364.23	202,636.88	-	-	311,001.11	-	33,998.89	-	-
Management of Information Systems	1030020002000000	387,067.33	427,241.95	-	-	814,309.28	-	696,690.72	-	-
PS		387,067.33	427,241.95	-	-	814,309.28	-	696,690.72	-	-
Operations	0000030000000000	3,478,105.43	3,564,479.18	-	-	7,042,584.61	-	9,153,415.39	-	-
<b>MFO 1: FINANCIAL SECTOR AND FISCAL POLICY SERVICES (DOMESTIC AND INTERNATIONAL)</b>	<b>0000030100000000</b>	<b>846,727.97</b>	<b>901,780.16</b>	-	-	<b>1,748,508.13</b>	-	<b>1,613,491.87</b>	-	-
National Finance Services	0000030101000000	363,218.70	381,168.25	-	-	744,386.95	-	613,613.05	-	-
Financial and fiscal planning and programming	1010030101000001	295,847.33	312,840.97	-	-	608,688.30	-	538,311.70	-	-
PS		295,847.33	312,840.97	-	-	608,688.30	-	538,311.70	-	-



**STATEMENT OF APPROPRIATIONS, ALLOTMENTS, OBLIGATIONS, DISBURSEMENTS AND BALANCES**  
**As of the Quarter Ending June 30, 2017**

Department : Department of Finance (DOF)  
Agency : Office of the Secretary  
Operating Unit : N/A  
Organization Code (UACS) : 110010000000  
Funding Source Code (as clustered): 01 - Regular Agency Fund

Particulars	UACS CODE	Appropriation			Allotments					Current Year Obligations				
		Authorized Appropriation	Adjustments (Transfer To/From Realignment)	Adjusted Appropriations	Allotments Received	Adjustments (Withdrawal, Realignment)	Transfer To	Transfer From	Adjusted Total Allotments	1st Quarter Ending March 31	2nd Quarter Ending June 30	3rd Quarter Ending Sept. 30	4th Quarter Ending Dec. 31	Total
1	2	3	4	5=(3+4)	6	7	8	9	10=[(6+(-)7)-8+9]	11	12	13	14	15=(11+12+13+14)
Consolidation, analysis, generation of reports, planning and programming/project formulation on revenue statistics	101003010100002	3,920,000.00	-	3,920,000.00	3,920,000.00	-	-	-	3,920,000.00	859,535.94	1,095,235.00	-	-	1,954,770.94
PS		2,234,000.00	-	2,234,000.00	2,234,000.00	-	-	-	2,234,000.00	661,278.17	1,061,475.00	-	-	1,722,753.17
MOOE		1,686,000.00	-	1,686,000.00	1,686,000.00	-	-	-	1,686,000.00	198,257.77	33,760.00	-	-	232,017.77
Philippine Extractive Industries Transparency Initiative (PH-EITI)	101003010100003	37,146,000.00	-	37,146,000.00	37,146,000.00	-	-	-	37,146,000.00	3,409,549.38	3,514,569.81	-	-	6,924,119.19
MOOE		37,146,000.00	-	37,146,000.00	37,146,000.00	-	-	-	37,146,000.00	3,409,549.38	3,514,569.81	-	-	6,924,119.19
Tax policy research and formulation	101003010200000	13,208,000.00	-	13,208,000.00	13,208,000.00	-	-	-	13,208,000.00	2,818,201.40	5,938,984.33	-	-	8,757,185.73
PS		5,699,000.00	-	5,699,000.00	5,699,000.00	-	-	-	5,699,000.00	1,779,515.98	3,203,381.21	-	-	4,982,897.19
MOOE		7,509,000.00	-	7,509,000.00	7,509,000.00	-	-	-	7,509,000.00	1,038,685.42	2,735,603.12	-	-	3,774,288.54
CO		-	-	-	-	-	-	-	-	-	-	-	-	-
Preparation of inputs of financial and economic policies of international development	101003010300000	237,081,000.00	-	237,081,000.00	237,081,000.00	-	-	-	237,081,000.00	7,170,714.61	145,388,539.00	-	-	152,559,253.61
PS		39,402,000.00	-	39,402,000.00	39,402,000.00	-	-	-	39,402,000.00	3,289,630.05	5,026,359.00	-	-	8,315,989.05
MOOE		196,587,000.00	-	196,587,000.00	196,587,000.00	-	-	-	196,587,000.00	3,881,084.56	140,362,180.00	-	-	144,243,264.56
CO		1,092,000.00	-	1,092,000.00	1,092,000.00	-	-	-	1,092,000.00	-	-	-	-	-
MFO 2: PUBLIC SECTOR FINANCIAL RESOURCES MANAGEMENT SERVICES	000003020000000	252,624,000.00	-	252,624,000.00	252,624,000.00	-	-	-	252,624,000.00	30,822,091.82	96,184,229.14	-	-	127,006,320.96
Privatization Group and Council Secretariat support	101003020100000	25,373,000.00	-	25,373,000.00	25,373,000.00	-	-	-	25,373,000.00	4,564,033.20	8,976,706.45	-	-	13,540,739.65
PS		18,107,000.00	-	18,107,000.00	18,107,000.00	-	-	-	18,107,000.00	3,725,562.70	5,795,237.75	-	-	9,520,800.45
MOOE		7,266,000.00	-	7,266,000.00	7,266,000.00	-	-	-	7,266,000.00	838,470.50	3,181,468.70	-	-	4,019,939.20
CO		-	-	-	-	-	-	-	-	-	-	-	-	-
Revenue Integrity Protection Service (RIPS) activities	101003020200000	31,476,000.00	-	31,476,000.00	31,476,000.00	-	-	-	31,476,000.00	4,959,320.05	10,824,951.81	-	-	15,784,271.86
PS		16,135,000.00	-	16,135,000.00	16,135,000.00	-	-	-	16,135,000.00	3,711,172.50	5,721,600.33	-	-	9,432,772.83
MOOE		15,341,000.00	-	15,341,000.00	15,341,000.00	-	-	-	15,341,000.00	1,248,147.55	5,103,351.48	-	-	6,351,499.03
CO		-	-	-	-	-	-	-	-	-	-	-	-	-
Processing of tax exemption requests and oversight of tax law implementation	101003020300000	82,840,000.00	-	82,840,000.00	82,840,000.00	-	-	-	82,840,000.00	8,029,244.46	19,814,985.02	-	-	27,844,229.48
PS		53,740,000.00	-	53,740,000.00	53,740,000.00	-	-	-	53,740,000.00	6,080,937.17	10,094,096.19	-	-	16,175,033.36
MOOE		29,100,000.00	-	29,100,000.00	29,100,000.00	-	-	-	29,100,000.00	1,948,307.29	9,720,888.83	-	-	11,669,196.12
CO		-	-	-	-	-	-	-	-	-	-	-	-	-
Operation of One-Stop Shop Inter-Agency Tax Credit and Duty Draw-Back Center	101003020400000	30,973,000.00	-	30,973,000.00	30,973,000.00	-	-	-	30,973,000.00	6,347,943.45	13,420,516.59	-	-	19,768,460.04
PS		24,837,000.00	-	24,837,000.00	24,837,000.00	-	-	-	24,837,000.00	5,692,671.58	9,838,903.46	-	-	15,531,575.04
MOOE		6,136,000.00	-	6,136,000.00	6,136,000.00	-	-	-	6,136,000.00	655,271.87	3,581,613.13	-	-	4,236,885.00
CO		-	-	-	-	-	-	-	-	-	-	-	-	-
Negotiation of international financing	101003020500000	54,551,000.00	-	54,551,000.00	54,551,000.00	-	-	-	54,551,000.00	3,605,117.13	33,185,002.05	-	-	36,790,119.18
PS		8,688,000.00	-	8,688,000.00	8,688,000.00	-	-	-	8,688,000.00	2,408,981.69	3,955,503.58	-	-	6,364,485.27
MOOE		45,863,000.00	-	45,863,000.00	45,863,000.00	-	-	-	45,863,000.00	1,196,135.44	29,229,498.47	-	-	30,425,633.91
CO		-	-	-	-	-	-	-	-	-	-	-	-	-
Monitoring, performance evaluation and coordination of the government corporate sector	101003020600000	27,411,000.00	-	27,411,000.00	27,411,000.00	-	-	-	27,411,000.00	3,316,433.53	9,962,067.22	-	-	13,278,500.75
PS		14,426,000.00	-	14,426,000.00	14,426,000.00	-	-	-	14,426,000.00	2,947,482.79	4,808,025.27	-	-	7,755,508.06
MOOE		12,985,000.00	-	12,985,000.00	12,985,000.00	-	-	-	12,985,000.00	368,950.74	5,154,041.95	-	-	5,522,992.69
CO		-	-	-	-	-	-	-	-	-	-	-	-	-







STATEMENT OF APPROPRIATIONS, ALLOTMENTS, OBLIGATIONS, DISBURSEMENTS AND BALANCES  
As of the Quarter Ending June 30, 2017

Department : Department of Finance (DOF)  
Agency : Office of the Secretary  
Operating Unit : N/A  
Organization Code (UACS) : 110010000000  
Funding Source Code (as clustered): 01 - Regular Agency Fund

Particulars	UACS CODE	Appropriation			Allotments					Current Year Obligations				
		Authorized Appropriation	Adjustments (Transfer To/From Realignment)	Adjusted Appropriations	Allotments Received	Adjustments (Withdrawal, Realignment)	Transfer To	Transfer From	Adjusted Total Allotments	1st Quarter Ending March 31	2nd Quarter Ending June 30	3rd Quarter Ending Sept. 30	4th Quarter Ending Dec. 31	Total
1	2	3	4	5=(3+4)	6	7	8	9	10=[(6+(-)7)-8+9]	11	12	13	14	15=(11+12+13+14)
<b>MFO 3: MUNICIPAL DEVELOPMENT FUND ADMINISTRATION SERVICES</b>	<b>000003030000000</b>	<b>28,224,000.00</b>	<b>-</b>	<b>28,224,000.00</b>	<b>28,224,000.00</b>	<b>-</b>	<b>-</b>	<b>-</b>	<b>28,224,000.00</b>	<b>3,996,941.48</b>	<b>15,748,506.30</b>	<b>-</b>	<b>-</b>	<b>19,745,447.78</b>
Administration of funds for municipal developme	101003030100000	28,224,000.00	-	28,224,000.00	28,224,000.00	-	-	-	28,224,000.00	3,996,941.48	15,748,506.30	-	-	19,745,447.78
PS		17,249,000.00	-	17,249,000.00	17,249,000.00	-	-	-	17,249,000.00	3,538,215.14	5,745,393.44	-	-	9,283,608.58
MOOE		10,975,000.00	-	10,975,000.00	10,975,000.00	-	-	-	10,975,000.00	458,726.34	10,003,112.86	-	-	10,461,839.20
CO		-	-	-	-	-	-	-	-	-	-	-	-	-
Locally-Funded Projects	000004000000000	229,388,000.00	-	229,388,000.00	229,388,000.00	-	-	-	229,388,000.00	282,334.00	(57,619.00)	-	-	224,715.00
Environmental Protection	000004090000000	18,809,000.00	-	18,809,000.00	18,809,000.00	-	-	-	18,809,000.00	282,334.00	(57,619.00)	-	-	224,715.00
Protection of Biodiversity and Landscape	000004090300000	18,809,000.00	-	18,809,000.00	18,809,000.00	-	-	-	18,809,000.00	282,334.00	(57,619.00)	-	-	224,715.00
Support to the People's Survival Fund	103004090300001	18,809,000.00	-	18,809,000.00	18,809,000.00	-	-	-	18,809,000.00	282,334.00	(57,619.00)	-	-	224,715.00
MOOE		12,159,000.00	-	12,159,000.00	12,159,000.00	-	-	-	12,159,000.00	282,334.00	(57,619.00)	-	-	224,715.00
CO		6,650,000.00	-	6,650,000.00	6,650,000.00	-	-	-	6,650,000.00	-	-	-	-	-
Governance	000004100000000	210,579,000.00	-	210,579,000.00	210,579,000.00	-	-	-	210,579,000.00	-	-	-	-	-
General Public Services	000004100100000	210,579,000.00	-	210,579,000.00	210,579,000.00	-	-	-	210,579,000.00	-	-	-	-	-
Refund of Service Development Fee for the Right to Develop the Nampedal Property in Tokyo, Japan	103004100100001	210,579,000.00	-	210,579,000.00	210,579,000.00	-	-	-	210,579,000.00	-	-	-	-	-
MOOE		210,579,000.00	-	210,579,000.00	210,579,000.00	-	-	-	210,579,000.00	-	-	-	-	-
<b>Sub-Total, Agency-Specific</b>		<b>1,495,068,000.00</b>	<b>-</b>	<b>1,495,068,000.00</b>	<b>1,488,584,735.00</b>	<b>-</b>	<b>-</b>	<b>-</b>	<b>1,488,584,735.00</b>	<b>96,775,942.00</b>	<b>395,462,379.62</b>	<b>-</b>	<b>-</b>	<b>492,238,321.62</b>
PS		316,267,000.00	-	316,267,000.00	309,783,735.00	-	-	-	309,783,735.00	58,307,412.61	96,274,302.07	-	-	154,581,714.68
MOOE		773,473,000.00	-	773,473,000.00	773,473,000.00	-	-	-	773,473,000.00	38,468,529.39	296,629,478.32	-	-	335,098,007.71
Fin Ex		-	-	-	-	-	-	-	-	-	-	-	-	-
CO		405,328,000.00	-	405,328,000.00	405,328,000.00	-	-	-	405,328,000.00	-	2,558,599.23	-	-	2,558,599.23
		-	-	-	-	-	-	-	-	-	-	-	-	-
<b>II. Automatic Appropriations</b>		<b>-</b>	<b>-</b>	<b>-</b>	<b>-</b>	<b>-</b>	<b>-</b>	<b>-</b>	<b>-</b>	<b>-</b>	<b>-</b>	<b>-</b>	<b>-</b>	<b>-</b>
<b>Retirement and Life Insurance Premiums</b>	<b>01104102</b>	<b>-</b>	<b>-</b>	<b>-</b>	<b>-</b>	<b>-</b>	<b>-</b>	<b>-</b>	<b>-</b>	<b>-</b>	<b>-</b>	<b>-</b>	<b>-</b>	<b>-</b>
General Administration and Support	000001000000000	6,254,000.00	-	6,254,000.00	6,254,000.00	-	-	-	6,254,000.00	1,530,042.24	1,617,659.91	-	-	3,147,702.15
General Management and Supervision	103001000100000	6,254,000.00	-	6,254,000.00	6,254,000.00	-	-	-	6,254,000.00	1,530,042.24	1,617,659.91	-	-	3,147,702.15
PS		6,254,000.00	-	6,254,000.00	6,254,000.00	-	-	-	6,254,000.00	1,530,042.24	1,617,659.91	-	-	3,147,702.15
Support to Operations	000002000000000	1,856,000.00	-	1,856,000.00	1,856,000.00	-	-	-	1,856,000.00	495,431.56	629,878.83	-	-	1,125,310.39
Legal Services	101002000100000	345,000.00	-	345,000.00	345,000.00	-	-	-	345,000.00	108,364.23	202,636.88	-	-	311,001.11
PS		345,000.00	-	345,000.00	345,000.00	-	-	-	345,000.00	108,364.23	202,636.88	-	-	311,001.11
Management of Information Systems	103002000200000	1,511,000.00	-	1,511,000.00	1,511,000.00	-	-	-	1,511,000.00	387,067.33	427,241.95	-	-	814,309.28
PS		1,511,000.00	-	1,511,000.00	1,511,000.00	-	-	-	1,511,000.00	387,067.33	427,241.95	-	-	814,309.28
Operations	000003000000000	16,196,000.00	-	16,196,000.00	16,196,000.00	-	-	-	16,196,000.00	3,478,105.43	3,564,479.18	-	-	7,042,584.61
<b>MFO 1: FINANCIAL SECTOR AND FISCAL POLICY SERVICES (DOMESTIC AND INTERNATIONAL)</b>	<b>000003010000000</b>	<b>3,362,000.00</b>	<b>-</b>	<b>3,362,000.00</b>	<b>3,362,000.00</b>	<b>-</b>	<b>-</b>	<b>-</b>	<b>3,362,000.00</b>	<b>846,727.97</b>	<b>901,780.16</b>	<b>-</b>	<b>-</b>	<b>1,748,508.13</b>
National Finance Services	000003010100000	1,358,000.00	-	1,358,000.00	1,358,000.00	-	-	-	1,358,000.00	363,218.70	381,168.25	-	-	744,386.95
Financial and fiscal planning and programming	101003010100001	1,147,000.00	-	1,147,000.00	1,147,000.00	-	-	-	1,147,000.00	295,847.33	312,840.97	-	-	608,688.30
PS		1,147,000.00	-	1,147,000.00	1,147,000.00	-	-	-	1,147,000.00	295,847.33	312,840.97	-	-	608,688.30



Department : Department of Finance (DOF)  
 Agency : Office of the Secretary  
 Operating Unit : N/A  
 Organization Code (UACS) : 110010000000  
 Funding Source Code (as clustered): 01 - Regular Agency Fund

Authorization:01 - Current Year Appropriations

Particulars	UACS CODE	Current Year Disbursements					Balances			
		1st Quarter Ending March 31	2nd Quarter Ending June 30	3rd Quarter Ending Sept. 30	4th Quarter Ending Dec. 31	Total	Unreleased Appropriations	Unobligated Allotment	Unpaid Obligations (15-20) = (23+24)	
									Due and Demandable	Not Yet Due and Demandable
1	2	16	17	18	19	20=(16+17+18+19)	21=(5-10)	22=(10-15)	23	24
<b>MFO 3: MUNICIPAL DEVELOPMENT FUND ADMINISTRATION SERVICES</b>	<b>0000030300000000</b>	<b>3,616,765.34</b>	<b>7,087,311.18</b>	-	-	<b>10,704,076.52</b>	-	<b>8,478,552.22</b>	<b>9,041,371.26</b>	-
Administration of funds for municipal development	101003030100000	3,616,765.34	7,087,311.18	-	-	10,704,076.52	-	8,478,552.22	9,041,371.26	-
PS		3,308,092.00	5,881,113.01	-	-	9,189,205.01	-	7,965,391.42	94,403.57	-
MOOE		308,673.34	1,206,198.17	-	-	1,514,871.51	-	513,160.80	8,946,967.69	-
CO		-	-	-	-	-	-	-	-	-
Locally-Funded Projects	0000040000000000	-	-	-	-	-	-	229,163,285.00	224,715.00	-
Environmental Protection	0000040900000000	-	-	-	-	-	-	18,584,285.00	224,715.00	-
Protection of Biodiversity and Landscape	0000040903000000	-	-	-	-	-	-	18,584,285.00	224,715.00	-
Support to the People's Survival Fund	103004090300001	-	-	-	-	-	-	18,584,285.00	224,715.00	-
MOOE		-	-	-	-	-	-	11,934,285.00	224,715.00	-
CO		-	-	-	-	-	-	6,650,000.00	-	-
Governance	0000041000000000	-	-	-	-	-	-	210,579,000.00	-	-
General Public Services	000004100100000	-	-	-	-	-	-	210,579,000.00	-	-
Refund of Service Development Fee for the Right to Develop the Napedai Property in Tokyo, Japan	103004100100001	-	-	-	-	-	-	210,579,000.00	-	-
MOOE		-	-	-	-	-	-	210,579,000.00	-	-
<b>Sub-Total, Agency-Specific</b>		<b>65,705,914.33</b>	<b>288,838,659.76</b>	-	-	<b>354,544,574.09</b>	<b>6,483,265.00</b>	<b>996,346,413.38</b>	<b>37,693,747.53</b>	-
PS		51,216,631.08	95,606,004.41	-	-	146,822,635.49	6,483,265.00	155,202,020.32	7,759,079.19	-
MOOE		14,489,283.25	193,112,655.35	-	-	207,601,938.60	-	438,374,992.29	27,496,069.11	-
Fin Ex		-	-	-	-	-	-	-	-	-
CO		-	120,000.00	-	-	120,000.00	-	402,769,400.77	2,438,599.23	-
		-	-	-	-	-	-	-	-	-
		-	-	-	-	-	-	-	-	-
<b>II. Automatic Appropriations</b>		-	-	-	-	-	-	-	-	-
Retirement and Life Insurance Premiums	01104102	-	-	-	-	-	-	-	-	-
General Administration and Support	0000010000000000	1,530,042.24	1,617,659.91	-	-	3,147,702.15	-	3,106,297.85	-	-
General Management and Supervision	103001000100000	1,530,042.24	1,617,659.91	-	-	3,147,702.15	-	3,106,297.85	-	-
PS		1,530,042.24	1,617,659.91	-	-	3,147,702.15	-	3,106,297.85	-	-
Support to Operations	0000020000000000	495,431.56	629,878.83	-	-	1,125,310.39	-	730,689.61	-	-
Legal Services	101002000100000	108,364.23	202,636.88	-	-	311,001.11	-	33,998.89	-	-
PS		108,364.23	202,636.88	-	-	311,001.11	-	33,998.89	-	-
Management of Information Systems	103002000200000	387,067.33	427,241.95	-	-	814,309.28	-	696,690.72	-	-
PS		387,067.33	427,241.95	-	-	814,309.28	-	696,690.72	-	-
Operations	0000030000000000	3,478,105.43	3,564,479.18	-	-	7,042,584.61	-	9,153,415.39	-	-
<b>MFO 1: FINANCIAL SECTOR AND FISCAL POLICY SERVICES (DOMESTIC AND INTERNATIONAL)</b>	<b>0000030100000000</b>	<b>846,727.97</b>	<b>901,780.16</b>	-	-	<b>1,748,508.13</b>	-	<b>1,613,491.87</b>	-	-
National Finance Services	000003010100000	363,218.70	381,168.25	-	-	744,386.95	-	613,613.05	-	-
Financial and fiscal planning and programming	101003010100001	295,847.33	312,840.97	-	-	608,688.30	-	538,311.70	-	-
PS		295,847.33	312,840.97	-	-	608,688.30	-	538,311.70	-	-



**STATEMENT OF APPROPRIATIONS, ALLOTMENTS, OBLIGATIONS, DISBURSEMENTS AND BALANCES**  
**As of the Quarter Ending June 30, 2017**

Department : Department of Finance (DOF)  
Agency : Office of the Secretary  
Operating Unit : N/A  
Organization Code (UACS) : 110010000000  
Funding Source Code (as clustered): 01 - Regular Agency Fund

Particulars	UACS CODE	Appropriation			Allotments					Current Year Obligations				
		Authorized Appropriation	Adjustments (Transfer To/From Realignment)	Adjusted Appropriations	Allotments Received	Adjustments (Withdrawal, Realignment)	Transfer To	Transfer From	Adjusted Total Allotments	1st Quarter Ending March 31	2nd Quarter Ending June 30	3rd Quarter Ending Sept. 30	4th Quarter Ending Dec. 31	Total
1	2	3	4	5=(3+4)	6	7	8	9	10={6+(-)7}-8+9	11	12	13	14	15=(11+12+13+14
Consolidation, analysis, generation of reports, planning and programming/project formulation on revenue statistics	101003010100002	211,000.00	-	211,000.00	211,000.00	-	-	-	211,000.00	67,371.37	68,327.28	-	-	135,698.65
PS		211,000.00	-	211,000.00	211,000.00	-	-	-	211,000.00	67,371.37	68,327.28	-	-	135,698.65
Tax policy research and formulation	101003010200000	513,000.00	-	513,000.00	513,000.00	-	-	-	513,000.00	180,898.39	205,591.68	-	-	386,490.07
PS		513,000.00	-	513,000.00	513,000.00	-	-	-	513,000.00	180,898.39	205,591.68	-	-	386,490.07
Preparation of inputs of financial and economic policies of international development	101003010300000	1,491,000.00	-	1,491,000.00	1,491,000.00	-	-	-	1,491,000.00	302,610.88	315,020.23	-	-	617,631.11
PS		1,491,000.00	-	1,491,000.00	1,491,000.00	-	-	-	1,491,000.00	302,610.88	315,020.23	-	-	617,631.11
MFO 2: PUBLIC SECTOR FINANCIAL RESOURCES MANAGEMENT SERVICES	000003020000000	11,278,000.00	-	11,278,000.00	11,278,000.00	-	-	-	11,278,000.00	2,284,761.06	2,303,437.20	-	-	4,588,198.26
Privatization Group and Council Secretariat support	101003020100000	1,590,000.00	-	1,590,000.00	1,590,000.00	-	-	-	1,590,000.00	344,730.36	324,074.29	-	-	668,804.65
PS		1,590,000.00	-	1,590,000.00	1,590,000.00	-	-	-	1,590,000.00	344,730.36	324,074.29	-	-	668,804.65
Revenue Integrity Protection Service (RIPS) activities	101003020200000	1,478,000.00	-	1,478,000.00	1,478,000.00	-	-	-	1,478,000.00	366,572.50	371,907.48	-	-	738,479.98
PS		1,478,000.00	-	1,478,000.00	1,478,000.00	-	-	-	1,478,000.00	366,572.50	371,907.48	-	-	738,479.98
Processing of tax exemption requests and oversight of tax law implementation	101003020300000	3,832,000.00	-	3,832,000.00	3,832,000.00	-	-	-	3,832,000.00	453,761.30	466,751.41	-	-	920,512.71
PS		3,832,000.00	-	3,832,000.00	3,832,000.00	-	-	-	3,832,000.00	453,761.30	466,751.41	-	-	920,512.71
Operation of One-Stop Shop Inter-Agency Tax Credit and Duty Draw-Back Center	101003020400000	2,268,000.00	-	2,268,000.00	2,268,000.00	-	-	-	2,268,000.00	586,640.74	592,939.27	-	-	1,179,580.01
PS		2,268,000.00	-	2,268,000.00	2,268,000.00	-	-	-	2,268,000.00	586,640.74	592,939.27	-	-	1,179,580.01
Negotiation of international financing transactions	101003020500000	794,000.00	-	794,000.00	794,000.00	-	-	-	794,000.00	227,012.88	243,974.70	-	-	470,987.58
PS		794,000.00	-	794,000.00	794,000.00	-	-	-	794,000.00	227,012.88	243,974.70	-	-	470,987.58
Monitoring, performance evaluation and coordination of the government corporate sector	101003020600000	1,316,000.00	-	1,316,000.00	1,316,000.00	-	-	-	1,316,000.00	306,043.28	303,790.05	-	-	609,833.33
PS		1,316,000.00	-	1,316,000.00	1,316,000.00	-	-	-	1,316,000.00	306,043.28	303,790.05	-	-	609,833.33
MFO 3: MUNICIPAL DEVELOPMENT FUND ADMINISTRATION SERVICES	000003030000000	1,556,000.00	-	1,556,000.00	1,556,000.00	-	-	-	1,556,000.00	346,616.40	359,261.82	-	-	705,878.22
Administration of funds for municipal development	101003030100000	1,556,000.00	-	1,556,000.00	1,556,000.00	-	-	-	1,556,000.00	346,616.40	359,261.82	-	-	705,878.22
PS		1,556,000.00	-	1,556,000.00	1,556,000.00	-	-	-	1,556,000.00	346,616.40	359,261.82	-	-	705,878.22
Sub-Total, Automatic Appropriations		24,306,000.00	-	24,306,000.00	24,306,000.00	-	-	-	24,306,000.00	5,503,579.23	5,812,017.92	-	-	11,315,597.15
PS		24,306,000.00	-	24,306,000.00	24,306,000.00	-	-	-	24,306,000.00	5,503,579.23	5,812,017.92	-	-	11,315,597.15
MOOE		-	-	-	-	-	-	-	-	-	-	-	-	-
Fin Ex		-	-	-	-	-	-	-	-	-	-	-	-	-
CO		-	-	-	-	-	-	-	-	-	-	-	-	-



**Agency : Office of the Secretary**

**Organization Code (UACS) : 110010000000**

**Funding Source Code (as clustered): 01 - Regular Agency Fund**

Authorization:01 - Current Year Appropriations

[illegible]



**STATEMENT OF APPROPRIATIONS, ALLOTMENTS, OBLIGATIONS, DISBURSEMENTS AND BALANCES**  
**As of the Quarter Ending June 30, 2017**

Department : Department of Finance (DOF)  
 Agency : Office of the Secretary  
 Operating Unit : N/A  
 Organization Code (UACS) : 110010000000  
 Funding Source Code (as clustered): 01 - Regular Agency Fund

Particulars	UACS CODE	Appropriation			Allotments					Current Year Obligations				
		Authorized Appropriation	Adjustments (Transfer To/From Realignment)	Adjusted Appropriations	Allotments Received	Adjustments (Withdrawal, Realignment)	Transfer To	Transfer From	Adjusted Total Allotments	1st Quarter Ending March 31	2nd Quarter Ending June 30	3rd Quarter Ending Sept. 30	4th Quarter Ending Dec. 31	Total
1	2	3	4	5=(3+4)	6	7	8	9	10=[(6+(-)7)-8+9]	11	12	13	14	15=(11+12+13+14)
<b>III. Special Purpose Fund</b>		-	-	-	-	-	-	-	-	-	-	-	-	-
Pension and Gratuity Fund	01101407	-	655,219.00	655,219.00	655,219.00	-	-	-	655,219.00	189,520.48	465,697.03	-	-	655,217.51
Pension and Gratuity Fund	0000090800000000	-	655,219.00	655,219.00	655,219.00	-	-	-	655,219.00	189,520.48	465,697.03	-	-	655,217.51
For payment of retirement and terminal leave benefits	2820090802000000	-	655,219.00	655,219.00	655,219.00	-	-	-	655,219.00	189,520.48	465,697.03	-	-	655,217.51
PS		-	655,219.00	655,219.00	655,219.00	-	-	-	655,219.00	189,520.48	465,697.03	-	-	655,217.51
<b>Sub-Total, SPF</b>		-	655,219.00	655,219.00	655,219.00	-	-	-	655,219.00	189,520.48	465,697.03	-	-	655,217.51
PS		-	655,219.00	655,219.00	655,219.00	-	-	-	655,219.00	189,520.48	465,697.03	-	-	655,217.51
MOOE		-	-	-	-	-	-	-	-	-	-	-	-	-
Fin Ex		-	-	-	-	-	-	-	-	-	-	-	-	-
CO		-	-	-	-	-	-	-	-	-	-	-	-	-
<b>GRAND TOTAL</b>		1,519,374,000.00	655,219.00	1,520,029,219.00	1,513,545,954.00	-	-	-	1,513,545,954.00	102,469,041.71	401,740,094.57	-	-	504,209,136.28
PS		340,573,000.00	655,219.00	341,228,219.00	334,744,954.00	-	-	-	334,744,954.00	64,000,512.32	102,552,017.02	-	-	166,552,529.34
MOOE		773,473,000.00	-	773,473,000.00	773,473,000.00	-	-	-	773,473,000.00	38,468,529.39	296,629,478.32	-	-	335,098,007.71
Fin Ex		-	-	-	-	-	-	-	-	-	-	-	-	-
CO		405,328,000.00	-	405,328,000.00	405,328,000.00	-	-	-	405,328,000.00	-	2,558,599.23	-	-	2,558,599.23

Certified Correct:

  
**MARICEL V. ESCOBAR**  
 OIC, Budget Division

Certified Correct:

  
**LOLITA R. VERDADERO**  
 Chief Accountant

Recommending Approval:

  
**MA. LOURDES V. DE DAL**  
 Director IV, Central Financial Management Office

Approved by:

  
**GIL S. BELTRAN**  
 Undersecretary



Department : Department of Finance (DOF)  
 Agency : Office of the Secretary  
 Operating Unit : N/A  
 Organization Code (UACS) : 110010000000  
 Funding Source Code (as clustered): 01 - Regular Agency Fund

Authorization:01 - Current Year Appropriations

Particulars	UACS CODE	Current Year Disbursements					Balances			
		1st Quarter Ending March 31	2nd Quarter Ending June 30	3rd Quarter Ending Sept. 30	4th Quarter Ending Dec. 31	Total	Unreleased Appropriations	Unobligated Allotment	Unpaid Obligations (15-20) = (23+24)	
									Due and Demandable	Not Yet Due and Demandable
1	2	16	17	18	19	20=(16+17+18+19)	21=(5-10)	22=(10-15)	23	24
<b>III. Special Purpose Fund</b>		-	-	-	-	-	-	-	-	-
Pension and Gratuity Fund	01101407	94,822.96	560,394.55	-	-	655,217.51	-	1.49	-	-
Pension and Gratuity Fund	0000090800000000	94,822.96	560,394.55	-	-	655,217.51	-	1.49	-	-
For payment of retirement and terminal leave benefits	2820090802000000	94,822.96	560,394.55	-	-	655,217.51	-	1.49	-	-
PS		94,822.96	560,394.55	-	-	655,217.51	-	1.49	-	-
<b>Sub-Total, SPF</b>		94,822.96	560,394.55	-	-	655,217.51	-	1.49	-	-
PS		94,822.96	560,394.55	-	-	655,217.51	-	1.49	-	-
MOOE		-	-	-	-	-	-	-	-	-
Fin Ex		-	-	-	-	-	-	-	-	-
CO		-	-	-	-	-	-	-	-	-
<b>GRAND TOTAL</b>		71,304,316.52	295,211,072.23	-	-	366,515,388.75	6,483,265.00	1,009,336,817.72	37,693,747.53	-
PS		56,815,033.27	101,978,416.88	-	-	158,793,450.15	6,483,265.00	168,192,424.66	7,759,079.19	-
MOOE		14,489,283.25	193,112,655.35	-	-	207,601,938.60	-	438,374,992.29	27,496,069.11	-
Fin Ex		-	-	-	-	-	-	-	-	-
CO		-	120,000.00	-	-	120,000.00	-	402,769,400.77	2,438,599.23	-

This report was generated using the Unified Reporting System



**STATEMENT OF APPROPRIATIONS, ALLOTMENTS, OBLIGATIONS, DISBURSEMENTS AND BALANCES**  
As of the Quarter Ending June 30, 2017

Department : Department of Finance (DOF)  
Agency : Office of the Secretary  
Operating Unit : N/A  
Organization Code (UACS) : 110010000000  
Funding Source Code (as clustered): 01 - Regular Agency Fund

Particulars	UACS CODE	Appropriation			Allotments					Current Year Obligations				
		Authorized Appropriation	Adjustments (Transfer To/From Realignment)	Adjusted Appropriations	Allotments Received	Adjustments (Withdrawal, Realignment)	Transfer To	Transfer From	Adjusted Total Allotments	1st Quarter Ending March 31	2nd Quarter Ending June 30	3rd Quarter Ending Sept. 30	4th Quarter Ending Dec. 31	Total
1	2	3	4	5=(3+4)	6	7	8	9	10=[(6+(-)7)-8+9]	11	12	13	14	15=(11+12+13+14)
<b>I. Agency Specific Budget</b>		-	-	-	-	-	-	-	-	-	-	-	-	-
<b>Specific Budgets of National Government Agencies</b>	<b>01102101</b>	-	-	-	-	-	-	-	-	-	-	-	-	-
General Administration and Support	0000010000000000	301,576,762.02	-	301,576,762.02	301,576,762.02	-	-	-	301,576,762.02	6,690,201.70	4,974,630.84	-	-	11,664,832.54
General Management and Supervision	1030010001000000	301,576,762.02	-	301,576,762.02	301,576,762.02	-	-	-	301,576,762.02	6,690,201.70	4,974,630.84	-	-	11,664,832.54
MOOE		1,576,762.02	-	1,576,762.02	1,576,762.02	-	-	-	1,576,762.02	533,431.48	40,000.00	-	-	573,431.48
CO		300,000,000.00	-	300,000,000.00	300,000,000.00	-	-	-	300,000,000.00	6,156,770.22	4,934,630.84	-	-	11,091,401.06
Support to Operations	0000020000000000	1,595,294.81	-	1,595,294.81	1,595,294.81	-	-	-	1,595,294.81	296,575.00	465,234.68	-	-	761,809.68
Legal Services	1010020001000000	309,239.75	-	309,239.75	309,239.75	-	-	-	309,239.75	275.00	308,754.68	-	-	309,029.68
MOOE		309,239.75	-	309,239.75	309,239.75	-	-	-	309,239.75	275.00	308,754.68	-	-	309,029.68
Management of Information Systems	1030020002000000	1,286,055.06	-	1,286,055.06	1,286,055.06	-	-	-	1,286,055.06	296,300.00	156,480.00	-	-	452,780.00
MOOE		885,288.86	-	885,288.86	885,288.86	-	-	-	885,288.86	2,200.00	156,480.00	-	-	158,680.00
CO		400,766.20	-	400,766.20	400,766.20	-	-	-	400,766.20	294,100.00	-	-	-	294,100.00
Operations	0000030000000000	54,430,851.10	-	54,430,851.10	54,430,851.10	-	-	-	54,430,851.10	6,030,747.76	8,335,788.52	-	-	14,366,536.28
MFO 1: FINANCIAL SECTOR AND FISCAL POLICY SERVICES (DOMESTIC AND INTERNATIONAL)	0000030100000000	43,854,987.11	-	43,854,987.11	43,854,987.11	-	-	-	43,854,987.11	5,872,216.55	7,630,888.52	-	-	13,503,105.07
National Finance Services	0000030101000000	4,755,977.55	-	4,755,977.55	4,755,977.55	-	-	-	4,755,977.55	338,904.69	164,960.00	-	-	503,864.69
Financial and fiscal planning and programming	1010030101000001	2,988,670.78	-	2,988,670.78	2,988,670.78	-	-	-	2,988,670.78	307,767.86	106,160.00	-	-	413,927.86
MOOE		2,988,670.78	-	2,988,670.78	2,988,670.78	-	-	-	2,988,670.78	307,767.86	106,160.00	-	-	413,927.86
Consolidation, analysis, generation of reports, planning and programming/project formulation on revenue statistics	1010030101000002	1,736,466.04	-	1,736,466.04	1,736,466.04	-	-	-	1,736,466.04	550.00	58,800.00	-	-	59,350.00
MOOE		1,736,466.04	-	1,736,466.04	1,736,466.04	-	-	-	1,736,466.04	550.00	58,800.00	-	-	59,350.00
Philippine Extractive Industries Transparency Initiative (PH-EITI)	1010030101000003	30,840.73	-	30,840.73	30,840.73	-	-	-	30,840.73	30,586.83	-	-	-	30,586.83
MOOE		30,840.73	-	30,840.73	30,840.73	-	-	-	30,840.73	30,586.83	-	-	-	30,586.83
Tax policy research and formulation	1010030102000000	2,299,330.46	-	2,299,330.46	2,299,330.46	-	-	-	2,299,330.46	2,200.00	-	-	-	2,200.00
MOOE		1,315,647.46	-	1,315,647.46	1,315,647.46	-	-	-	1,315,647.46	2,200.00	-	-	-	2,200.00
CO		983,683.00	-	983,683.00	983,683.00	-	-	-	983,683.00	-	-	-	-	-
Preparation of inputs of financial and economic policies of international	1010030103000000	36,799,679.10	-	36,799,679.10	36,799,679.10	-	-	-	36,799,679.10	5,531,111.86	7,465,928.52	-	-	12,997,040.38
MOOE		36,799,679.10	-	36,799,679.10	36,799,679.10	-	-	-	36,799,679.10	5,531,111.86	7,465,928.52	-	-	12,997,040.38
MFO 2: PUBLIC SECTOR FINANCIAL RESOURCES MANAGEMENT SERVICES	0000030200000000	9,591,165.26	-	9,591,165.26	9,591,165.26	-	-	-	9,591,165.26	154,131.21	673,400.00	-	-	827,531.21
Privatization Group and Council Secretariat support	1010030201000000	16,684.09	-	16,684.09	16,684.09	-	-	-	16,684.09	9,325.00	-	-	-	9,325.00
MOOE		16,684.09	-	16,684.09	16,684.09	-	-	-	16,684.09	9,325.00	-	-	-	9,325.00
Revenue Integrity Protection Service (RIPS) activities	1010030202000000	669,583.75	-	669,583.75	669,583.75	-	-	-	669,583.75	6,875.00	-	-	-	6,875.00
MOOE		669,583.75	-	669,583.75	669,583.75	-	-	-	669,583.75	6,875.00	-	-	-	6,875.00
Processing of tax exemption requests and oversight of tax law implementation	1010030203000000	2,477,892.01	-	2,477,892.01	2,477,892.01	-	-	-	2,477,892.01	50,260.00	16,500.00	-	-	66,760.00



Department : Department of Finance (DOF)

Agency : Office of the Secretary

Operating Unit : N/A

Organization Code (UACS) : 110010000000

Funding Source Code (as clustered): 01 - Regular Agency Fund

Authorization:02 - Continuing Appropriations

Particulars	UACS CODE	Current Year Disbursements					Balances			
		1st Quarter Ending March 31	2nd Quarter Ending June 30	3rd Quarter Ending Sept. 30	4th Quarter Ending Dec. 31	Total	Unreleased Appropriations	Unobligated Allotment	Unpaid Obligations (15-20) = (23+24)	
									Due and Demandable	Not Yet Due and Demandable
1	2	16	17	18	19	20=(16+17+18+19)	21=(5-10)	22=(10-15)	23	24
<b>I. Agency Specific Budget</b>		-	-	-	-	-	-	-	-	-
<b>Specific Budgets of National Government Agencies</b>	01102101	-	-	-	-	-	-	-	-	-
General Administration and Support	0000010000000000	2,273,017.44	7,644,118.30	-	-	9,917,135.74	-	289,911,929.48	1,747,696.80	-
General Management and Supervision	1030010001000000	2,273,017.44	7,644,118.30	-	-	9,917,135.74	-	289,911,929.48	1,747,696.80	-
MOOE		750.00	482,681.48	-	-	483,431.48	-	1,003,330.54	90,000.00	-
CO		2,272,267.44	7,161,436.82	-	-	9,433,704.26	-	288,908,598.94	1,657,696.80	-
Support to Operations	0000020000000000	-	227,575.00	-	-	227,575.00	-	833,485.13	534,234.68	-
Legal Services	1010020001000000	-	275.00	-	-	275.00	-	210.07	308,754.68	-
MOOE		-	275.00	-	-	275.00	-	210.07	308,754.68	-
Management of Information Systems	1030020002000000	-	227,300.00	-	-	227,300.00	-	833,275.06	225,480.00	-
MOOE		-	61,800.00	-	-	61,800.00	-	726,608.86	96,880.00	-
CO		-	165,500.00	-	-	165,500.00	-	106,666.20	128,600.00	-
Operations	0000030000000000	2,221,984.26	5,237,606.01	-	-	7,459,590.27	-	40,064,314.82	6,906,946.01	-
MFO 1: FINANCIAL SECTOR AND FISCAL POLICY SERVICES (DOMESTIC AND INTERNATIONAL)	0000030100000000	2,171,340.32	5,157,006.01	-	-	7,328,346.33	-	30,351,882.04	6,174,758.74	-
National Finance Services	0000030101000000	246,642.86	29,038.57	-	-	275,681.43	-	4,252,112.86	228,183.26	-
Financial and fiscal planning and programming	1010030101000001	235,642.86	15,092.74	-	-	250,735.60	-	2,574,742.92	163,192.26	-
MOOE		235,642.86	15,092.74	-	-	250,735.60	-	2,574,742.92	163,192.26	-
Consolidation, analysis, generation of reports, planning and programming/project formulation on revenue statistics	1010030101000002	-	550.00	-	-	550.00	-	1,677,116.04	58,800.00	-
MOOE		-	550.00	-	-	550.00	-	1,677,116.04	58,800.00	-
Philippine Extractive Industries Transparency Initiative (PH-EITI)	1010030101000003	11,000.00	13,395.83	-	-	24,395.83	-	253.90	6,191.00	-
MOOE		11,000.00	13,395.83	-	-	24,395.83	-	253.90	6,191.00	-
Tax policy research and formulation	1010030102000000	-	2,200.00	-	-	2,200.00	-	2,297,130.46	-	-
MOOE		-	2,200.00	-	-	2,200.00	-	1,313,447.46	-	-
CO		-	-	-	-	-	-	983,683.00	-	-
Preparation of inputs of financial and economic policies of international development	1010030103000000	1,924,697.46	5,125,767.44	-	-	7,050,464.90	-	23,802,638.72	5,946,575.48	-
MOOE		1,924,697.46	5,125,767.44	-	-	7,050,464.90	-	23,802,638.72	5,946,575.48	-
MFO 2: PUBLIC SECTOR FINANCIAL RESOURCES MANAGEMENT SERVICES	0000030200000000	50,643.94	59,700.00	-	-	110,343.94	-	8,763,634.05	717,187.27	-
Privatization Group and Council Secretariat support	1010030201000000	-	9,325.00	-	-	9,325.00	-	7,359.09	-	-
MOOE		-	9,325.00	-	-	9,325.00	-	7,359.09	-	-
Revenue Integrity Protection Service (RIPS) activities	1010030202000000	-	6,875.00	-	-	6,875.00	-	662,708.75	-	-
MOOE		-	6,875.00	-	-	6,875.00	-	662,708.75	-	-
Processing of tax exemption requests and oversight of tax law implementation	1010030203000000	-	7,700.00	-	-	7,700.00	-	2,411,132.01	59,060.00	-



**STATEMENT OF APPROPRIATIONS, ALLOTMENTS, OBLIGATIONS, DISBURSEMENTS AND BALANCES**  
As of the Quarter Ending June 30, 2017

Department : Department of Finance (DOF)  
Agency : Office of the Secretary  
Operating Unit : N/A  
Organization Code (UACS) : 110010000000  
Funding Source Code (as clustered): 01 - Regular Agency Fund

Particulars	UACS CODE	Appropriation			Allotments					Current Year Obligations				
		Authorized Appropriation	Adjustments (Transfer To/From Realignment)	Adjusted Appropriations	Allotments Received	Adjustments (Withdrawal, Realignment)	Transfer To	Transfer From	Adjusted Total Allotments	1st Quarter Ending March 31	2nd Quarter Ending June 30	3rd Quarter Ending Sept. 30	4th Quarter Ending Dec. 31	Total
1	2	3	4	5=(3+4)	6	7	8	9	10=[(6+(-)7)-8+9]	11	12	13	14	15=(11+12+13+14)
Operation of One-Stop Shop Inter-Agency Tax Credit and Duty Draw-Back Center	101003020400000	2,203,833.44	-	2,203,833.44	2,203,833.44	-	-	-	2,203,833.44	30,956.42	655,500.00	-	-	686,456.42
MOOE		2,203,833.44	-	2,203,833.44	2,203,833.44	-	-	-	2,203,833.44	30,956.42	655,500.00	-	-	686,456.42
Negotiation of international financing transaction	101003020500000	1,657,350.25	-	1,657,350.25	1,657,350.25	-	-	-	1,657,350.25	23,012.52	-	-	-	23,012.52
MOOE		1,657,350.25	-	1,657,350.25	1,657,350.25	-	-	-	1,657,350.25	23,012.52	-	-	-	23,012.52
Monitoring, performance evaluation and coordination of the government corporate	101003020600000	2,565,821.72	-	2,565,821.72	2,565,821.72	-	-	-	2,565,821.72	33,702.27	1,400.00	-	-	35,102.27
MOOE		2,565,821.72	-	2,565,821.72	2,565,821.72	-	-	-	2,565,821.72	33,702.27	1,400.00	-	-	35,102.27
MFO 3: MUNICIPAL DEVELOPMENT FUND ADMINISTRATION SERVICES	000003030000000	984,698.73	-	984,698.73	984,698.73	-	-	-	984,698.73	4,400.00	31,500.00	-	-	35,900.00
Administration of funds for municipal developm	101003030100000	984,698.73	-	984,698.73	984,698.73	-	-	-	984,698.73	4,400.00	31,500.00	-	-	35,900.00
MOOE		984,698.73	-	984,698.73	984,698.73	-	-	-	984,698.73	4,400.00	31,500.00	-	-	35,900.00
Sub-Total, Agency-Specific		357,602,907.93	-	357,602,907.93	357,602,907.93	-	-	-	357,602,907.93	13,017,524.46	13,775,654.04	-	-	26,793,178.50
PS		-	-	-	-	-	-	-	-	-	-	-	-	-
MOOE		56,218,458.73	-	56,218,458.73	56,218,458.73	-	-	-	56,218,458.73	6,566,654.24	8,841,023.20	-	-	15,407,677.44
Fin Ex		-	-	-	-	-	-	-	-	-	-	-	-	-
CO		301,384,449.20	-	301,384,449.20	301,384,449.20	-	-	-	301,384,449.20	6,450,870.22	4,934,630.84	-	-	11,385,501.06
		-	-	-	-	-	-	-	-	-	-	-	-	-
II. Automatic Appropriations		-	-	-	-	-	-	-	-	-	-	-	-	-
III. Special Purpose Fund		-	-	-	-	-	-	-	-	-	-	-	-	-
GRAND TOTAL		357,602,907.93	-	357,602,907.93	357,602,907.93	-	-	-	357,602,907.93	13,017,524.46	13,775,654.04	-	-	26,793,178.50
PS		-	-	-	-	-	-	-	-	-	-	-	-	-
MOOE		56,218,458.73	-	56,218,458.73	56,218,458.73	-	-	-	56,218,458.73	6,566,654.24	8,841,023.20	-	-	15,407,677.44
Fin Ex		-	-	-	-	-	-	-	-	-	-	-	-	-
CO		301,384,449.20	-	301,384,449.20	301,384,449.20	-	-	-	301,384,449.20	6,450,870.22	4,934,630.84	-	-	11,385,501.06

Certified Correct:

  
MARICEL V. ESCOBAR  
OIC, Budget Division

Certified Correct:

  
LOLITA R. VERDADERO  
Chief Accountant

Recommending Approval:

  
MA. LOURDES V. DEDAL  
Director IV, Central Financial Management Office

Approved by:

  
GIL S. BELTRAN  
Undersecretary



Department : Department of Finance (DOF)

Agency : Office of the Secretary

Operating Unit : N/A

Organization Code (UACS) : 110010000000

Funding Source Code (as clustered): 01 - Regular Agency Fund

Authorization:02 - Continuing Appropriations

Particulars	UACS CODE	Current Year Disbursements					Balances			
		1st Quarter Ending March 31	2nd Quarter Ending June 30	3rd Quarter Ending Sept. 30	4th Quarter Ending Dec. 31	Total	Unreleased Appropriations	Unobligated Allotment	Unpaid Obligations (15-20) = (23+24)	
		16	17	18	19	20=(16+17+18+19)	21=(5-10)	22=(10-15)	Due and Demandable 23	Not Yet Due and Demandable 24
1	2	16	17	18	19	20=(16+17+18+19)	21=(5-10)	22=(10-15)	23	24
Operation of One-Stop Shop Inter-Agency Tax Credit and Duty Draw-Back Center	101003020400000	25,731.42	5,225.00	-	-	30,956.42	-	1,517,377.02	655,500.00	-
MOOE		25,731.42	5,225.00	-	-	30,956.42	-	1,517,377.02	655,500.00	-
Negotiation of international financing transactions	101003020500000	21,912.52	1,100.00	-	-	23,012.52	-	1,634,337.73	-	-
MOOE		21,912.52	1,100.00	-	-	23,012.52	-	1,634,337.73	-	-
Monitoring, performance evaluation and coordination of the government corporate sector	101003020600000	3,000.00	29,475.00	-	-	32,475.00	-	2,530,719.45	2,627.27	-
MOOE		3,000.00	29,475.00	-	-	32,475.00	-	2,530,719.45	2,627.27	-
MFO 3: MUNICIPAL DEVELOPMENT FUND ADMINISTRATION SERVICES	000003030000000	-	20,900.00	-	-	20,900.00	-	948,798.73	15,000.00	-
Administration of funds for municipal development	101003030100000	-	20,900.00	-	-	20,900.00	-	948,798.73	15,000.00	-
MOOE		-	20,900.00	-	-	20,900.00	-	948,798.73	15,000.00	-
<b>Sub-Total, Agency-Specific</b>		<b>4,495,001.70</b>	<b>13,109,299.31</b>	<b>-</b>	<b>-</b>	<b>17,604,301.01</b>	<b>-</b>	<b>330,809,729.43</b>	<b>9,188,877.49</b>	<b>-</b>
PS		-	-	-	-	-	-	-	-	-
MOOE		2,222,734.26	5,782,362.49	-	-	8,005,096.75	-	40,810,781.29	7,402,580.69	-
Fin Ex		-	-	-	-	-	-	-	-	-
CO		2,272,267.44	7,326,936.82	-	-	9,599,204.26	-	289,998,948.14	1,786,296.80	-
		-	-	-	-	-	-	-	-	-
<b>II. Automatic Appropriations</b>		<b>-</b>	<b>-</b>	<b>-</b>	<b>-</b>	<b>-</b>	<b>-</b>	<b>-</b>	<b>-</b>	<b>-</b>
		-	-	-	-	-	-	-	-	-
<b>III. Special Purpose Fund</b>		<b>-</b>	<b>-</b>	<b>-</b>	<b>-</b>	<b>-</b>	<b>-</b>	<b>-</b>	<b>-</b>	<b>-</b>
		-	-	-	-	-	-	-	-	-
<b>GRAND TOTAL</b>		<b>4,495,001.70</b>	<b>13,109,299.31</b>	<b>-</b>	<b>-</b>	<b>17,604,301.01</b>	<b>-</b>	<b>330,809,729.43</b>	<b>9,188,877.49</b>	<b>-</b>
PS		-	-	-	-	-	-	-	-	-
MOOE		2,222,734.26	5,782,362.49	-	-	8,005,096.75	-	40,810,781.29	7,402,580.69	-
Fin Ex		-	-	-	-	-	-	-	-	-
CO		2,272,267.44	7,326,936.82	-	-	9,599,204.26	-	289,998,948.14	1,786,296.80	-

This report was generated using the Unified Reporting System



**STATEMENT OF APPROPRIATIONS, ALLOTMENTS, OBLIGATIONS, DISBURSEMENTS AND BALANCES**  
As of the Quarter Ending June 30, 2017

Department : Department of Finance (DOF)  
Agency : Office of the Secretary  
Operating Unit : N/A  
Organization Code (UACS) : 110010000000  
Funding Source Code (as clustered): 04 - Special Account - Foreign Assisted/Grant

Particulars	UACS CODE	Appropriation			Allotments					Current Year Obligations				
		Authorized Appropriation	Adjustments (Transfer To/From Realignment)	Adjusted Appropriations	Allotments Received	Adjustments (Withdrawal, Realignment)	Transfer To	Transfer From	Adjusted Total Allotments	1st Quarter Ending March 31	2nd Quarter Ending June 30	3rd Quarter Ending Sept. 30	4th Quarter Ending Dec. 31	Total
1	2	3	4	5=(3+4)	6	7	8	9	10=[(6+(-)7)-8+9]	11	12	13	14	15=(11+12+13+14)
<b>I. Agency Specific Budget</b>		-	-	-	-	-	-	-	-	-	-	-	-	-
		-	-	-	-	-	-	-	-	-	-	-	-	-
		-	-	-	-	-	-	-	-	-	-	-	-	-
<b>II. Automatic Appropriations</b>		-	-	-	-	-	-	-	-	-	-	-	-	-
Germany	04104161	-	-	-	-	-	-	-	-	-	-	-	-	-
Operations	0000030000000000	-	36,128,449.00	36,128,449.00	36,128,449.00	-	-	-	36,128,449.00	1,636,410.00	12,206,339.25	-	-	13,842,749.25
MFO 2: PUBLIC SECTOR FINANCIAL RESOURCES MANAGEMENT SERVICES	0000030200000000	-	36,128,449.00	36,128,449.00	36,128,449.00	-	-	-	36,128,449.00	1,636,410.00	12,206,339.25	-	-	13,842,749.25
Negotiation of international financing transactions	1010030205000000	-	36,128,449.00	36,128,449.00	36,128,449.00	-	-	-	36,128,449.00	1,636,410.00	12,206,339.25	-	-	13,842,749.25
MOOE		-	33,742,649.00	33,742,649.00	33,742,649.00	-	-	-	33,742,649.00	1,088,960.00	12,206,339.25	-	-	13,295,299.25
CO		-	2,385,800.00	2,385,800.00	2,385,800.00	-	-	-	2,385,800.00	547,450.00	-	-	-	547,450.00
International Bank for Reconstruction and Development (IBRD)	04104163	-	-	-	-	-	-	-	-	-	-	-	-	-
Operations	0000030000000000	-	40,850,195.00	40,850,195.00	40,850,195.00	-	-	-	40,850,195.00	125,392.89	13,328,621.29	-	-	13,454,014.18
MFO 1: FINANCIAL SECTOR AND FISCAL POLICY SERVICES (DOMESTIC AND INTERNATIONAL)	0000030100000000	-	40,850,195.00	40,850,195.00	40,850,195.00	-	-	-	40,850,195.00	125,392.89	13,328,621.29	-	-	13,454,014.18
National Finance Services	0000030101000000	-	40,850,195.00	40,850,195.00	40,850,195.00	-	-	-	40,850,195.00	125,392.89	13,328,621.29	-	-	13,454,014.18
Philippine Extractive Industries Transparency Initiative (PH-EITI)	1010030101000003	-	40,850,195.00	40,850,195.00	40,850,195.00	-	-	-	40,850,195.00	125,392.89	13,328,621.29	-	-	13,454,014.18
MOOE		-	40,850,195.00	40,850,195.00	40,850,195.00	-	-	-	40,850,195.00	125,392.89	13,328,621.29	-	-	13,454,014.18
<b>Sub-Total, Automatic Appropriations</b>		-	76,978,644.00	76,978,644.00	76,978,644.00	-	-	-	76,978,644.00	1,761,802.89	25,534,960.54	-	-	27,296,763.43
PS		-	-	-	-	-	-	-	-	-	-	-	-	-
MOOE		-	74,592,844.00	74,592,844.00	74,592,844.00	-	-	-	74,592,844.00	1,214,352.89	25,534,960.54	-	-	26,749,313.43
Fin Ex		-	-	-	-	-	-	-	-	-	-	-	-	-
CO		-	2,385,800.00	2,385,800.00	2,385,800.00	-	-	-	2,385,800.00	547,450.00	-	-	-	547,450.00
<b>GRAND TOTAL</b>		-	76,978,644.00	76,978,644.00	76,978,644.00	-	-	-	76,978,644.00	1,761,802.89	25,534,960.54	-	-	27,296,763.43
PS		-	-	-	-	-	-	-	-	-	-	-	-	-
MOOE		-	74,592,844.00	74,592,844.00	74,592,844.00	-	-	-	74,592,844.00	1,214,352.89	25,534,960.54	-	-	26,749,313.43
Fin Ex		-	-	-	-	-	-	-	-	-	-	-	-	-
CO		-	2,385,800.00	2,385,800.00	2,385,800.00	-	-	-	2,385,800.00	547,450.00	-	-	-	547,450.00

Certified Correct:

MARICEL V. ESCOBAR  
OIC, Budget Division

Certified Correct:

LOLITA R. VERDADERO  
Chief Accountant

Recommending Approval:

MA. LOURDES V. DEDAL  
Director IV, Central Financial Management Office

Approved by:

GIL S. BELTRAN  
Undersecretary



Department : Department of Finance (DOF)

Agency : Office of the Secretary

Operating Unit : N/A

Organization Code (UACS) : 110010000000

Funding Source Code (as clustered): 04 - Special Account - Foreign Assisted/Grant

Authorization:01 - Current Year Appropriations

Particulars	UACS CODE	Current Year Disbursements					Balances			
		1st Quarter Ending March 31	2nd Quarter Ending June 30	3rd Quarter Ending Sept. 30	4th Quarter Ending Dec. 31	Total	Unreleased Appropriations	Unobligated Allotment	Unpaid Obligations (15-20) = (23+24)	
									Due and Demandable	Not Yet Due and Demandable
1	2	16	17	18	19	20=(16+17+18+19)	21=(5-10)	22=(10-15)	23	24
<b>I. Agency Specific Budget</b>		-	-	-	-	-	-	-	-	-
		-	-	-	-	-	-	-	-	-
		-	-	-	-	-	-	-	-	-
<b>II. Automatic Appropriations</b>		-	-	-	-	-	-	-	-	-
Germany	04104161	-	-	-	-	-	-	-	-	-
Operations	0000030000000000	-	4,728,919.99	-	-	4,728,919.99	-	22,285,699.75	9,113,829.26	-
MFO 2: PUBLIC SECTOR FINANCIAL RESOURCES MANAGEMENT SERVICES	0000030200000000	-	4,728,919.99	-	-	4,728,919.99	-	22,285,699.75	9,113,829.26	-
Negotiation of international financing transactions	1010030205000000	-	4,728,919.99	-	-	4,728,919.99	-	22,285,699.75	9,113,829.26	-
MOOE		-	4,206,319.99	-	-	4,206,319.99	-	20,447,349.75	9,088,979.26	-
CO		-	522,600.00	-	-	522,600.00	-	1,838,350.00	24,850.00	-
International Bank for Reconstruction and Development (IBRD)	04104163	-	-	-	-	-	-	-	-	-
Operations	0000030000000000	-	3,866,308.83	-	-	3,866,308.83	-	27,396,180.82	9,587,705.35	-
MFO 1: FINANCIAL SECTOR AND FISCAL POLICY SERVICES (DOMESTIC AND INTERNATIONAL)	0000030100000000	-	3,866,308.83	-	-	3,866,308.83	-	27,396,180.82	9,587,705.35	-
National Finance Services	0000030101000000	-	3,866,308.83	-	-	3,866,308.83	-	27,396,180.82	9,587,705.35	-
Philippine Extractive Industries Transparency Initiative (PH-EITI)	1010030101000003	-	3,866,308.83	-	-	3,866,308.83	-	27,396,180.82	9,587,705.35	-
MOOE		-	3,866,308.83	-	-	3,866,308.83	-	27,396,180.82	9,587,705.35	-
<b>Sub-Total, Automatic Appropriations</b>		-	8,595,228.82	-	-	8,595,228.82	-	49,681,880.57	18,701,534.61	-
PS		-	-	-	-	-	-	-	-	-
MOOE		-	8,072,628.82	-	-	8,072,628.82	-	47,843,530.57	18,676,684.61	-
Fin Ex		-	-	-	-	-	-	-	-	-
CO		-	522,600.00	-	-	522,600.00	-	1,838,350.00	24,850.00	-
<b>GRAND TOTAL</b>		-	8,595,228.82	-	-	8,595,228.82	-	49,681,880.57	18,701,534.61	-
PS		-	-	-	-	-	-	-	-	-
MOOE		-	8,072,628.82	-	-	8,072,628.82	-	47,843,530.57	18,676,684.61	-
Fin Ex		-	-	-	-	-	-	-	-	-
CO		-	522,600.00	-	-	522,600.00	-	1,838,350.00	24,850.00	-

This report was generated using the Unified Reporting System



**SUMMARY OF APPROPRIATIONS, ALLOTMENTS, OBLIGATIONS, DISBURSEMENTS AND BALANCES BY OBJECT OF EXPENDITURES**  
As of the Quarter Ending June 30, 2017

Department : Department of Finance (DOF)  
Agency : Office of the Secretary  
Operating Unit : N/A  
Organization Code (UACS) : 110010000000  
Funding Source Code (as clustered) : 01 - Regular Agency Fund

Particulars	UACS CODE	Appropriation			Allotments					Current Year Obligations				
		Authorized Appropriation	Adjustments (Transfer To/From Realignment)	Adjusted Appropriations	Allotments Received	Adjustments (Withdrawal, Realignment)	Transfer To	Transfer From	Adjusted Total Allotments	1st Quarter Ending March 31	2nd Quarter Ending June 30	3rd Quarter Ending Sept. 30	4th Quarter Ending Dec. 31	Total
1	2	3	4	5=(3+4)	6	7	8	9	10=[(6+(-)7)-8+9]	11	12	13	14	15=(11+12+13+14)
<b>I. Agency Specific Budget</b>														
Specific Budgets of National Government Agencies	01101101	1,495,068,000.00	-	1,495,068,000.00	1,488,584,735.00	-	-	-	1,488,584,735.00	96,775,942.00	395,462,379.62	-	-	492,238,321.62
Personnel Services		316,267,000.00	-	316,267,000.00	309,783,735.00	-	-	-	309,783,735.00	58,307,412.61	96,274,302.07	-	-	154,581,714.68
Salaries and Wages	5010100000	216,032,000.00	(7,346,944.65)	208,685,055.35	216,032,000.00	(7,346,944.65)	-	-	208,685,055.35	49,580,422.39	66,879,635.86	-	-	116,460,058.25
Salaries and Wages - Regular	5010101000	202,553,000.00	(7,346,944.65)	195,206,055.35	202,553,000.00	(7,346,944.65)	-	-	195,206,055.35	48,021,247.51	64,306,593.01	-	-	112,327,840.52
Basic Salary - Civilian	5010101001	202,553,000.00	(7,346,944.65)	195,206,055.35	202,553,000.00	(7,346,944.65)	-	-	195,206,055.35	48,021,247.51	64,306,593.01	-	-	112,327,840.52
Salaries and Wages - Casual/Contractual	5010102000	13,479,000.00	-	13,479,000.00	13,479,000.00	-	-	-	13,479,000.00	1,559,174.88	2,573,042.85	-	-	4,132,217.73
Salaries and Wages - Casual/Contractual	5010102000	13,479,000.00	-	13,479,000.00	13,479,000.00	-	-	-	13,479,000.00	1,559,174.88	2,573,042.85	-	-	4,132,217.73
Other Compensation	5010200000	77,815,000.00	5,558,307.90	83,373,307.90	77,815,000.00	5,558,307.90	-	-	83,373,307.90	8,011,352.63	26,685,854.84	-	-	34,697,207.47
Personal Economic Relief Allowance (PERA)	5010201000	9,216,000.00	28,449.88	9,244,449.88	9,216,000.00	28,449.88	-	-	9,244,449.88	2,312,081.27	3,102,721.39	-	-	5,414,802.66
PERA - Civilian	5010201001	9,216,000.00	28,449.88	9,244,449.88	9,216,000.00	28,449.88	-	-	9,244,449.88	2,312,081.27	3,102,721.39	-	-	5,414,802.66
Representation Allowance (RA)	5010202000	7,362,000.00	135,500.00	7,497,500.00	7,362,000.00	135,500.00	-	-	7,497,500.00	1,714,000.00	2,284,000.00	-	-	3,998,000.00
Representation Allowance (RA)	5010202000	7,362,000.00	135,500.00	7,497,500.00	7,362,000.00	135,500.00	-	-	7,497,500.00	1,714,000.00	2,284,000.00	-	-	3,998,000.00
Transportation Allowance (TA)	5010203000	7,362,000.00	22,500.00	7,384,500.00	7,362,000.00	22,500.00	-	-	7,384,500.00	1,249,000.00	1,673,000.00	-	-	2,922,000.00
Transportation Allowance (TA)	5010203001	7,362,000.00	22,500.00	7,384,500.00	7,362,000.00	22,500.00	-	-	7,384,500.00	1,249,000.00	1,673,000.00	-	-	2,922,000.00
Clothing/Uniform Allowance	5010204000	1,920,000.00	145,000.00	2,065,000.00	1,920,000.00	145,000.00	-	-	2,065,000.00	1,935,000.00	-	-	-	1,935,000.00
Clothing/Uniform Allowance - Civilian	5010204001	1,920,000.00	145,000.00	2,065,000.00	1,920,000.00	145,000.00	-	-	2,065,000.00	1,935,000.00	-	-	-	1,935,000.00
Subsistence Allowance (SA)	5010205000	72,000.00	-	72,000.00	72,000.00	-	-	-	72,000.00	6,125.00	3,775.00	-	-	9,900.00
Subsistence Allowance - Magna Carta for Public Health Workers under R.A. 7305	5010205003	72,000.00	-	72,000.00	72,000.00	-	-	-	72,000.00	6,125.00	3,775.00	-	-	9,900.00
Laundry Allowance ( LA )	5010206000	8,000.00	-	8,000.00	8,000.00	-	-	-	8,000.00	865.88	545.45	-	-	1,411.33
Laundry Allowance - Magna Carta Benefits for Public Health Workers under R.A. 7305	5010206004	8,000.00	-	8,000.00	8,000.00	-	-	-	8,000.00	865.88	545.45	-	-	1,411.33
Overseas Allowance (OA)	5010209000	14,072,000.00	-	14,072,000.00	14,072,000.00	-	-	-	14,072,000.00	-	-	-	-	-
Overseas Allowance - Civilian	5010209001	14,072,000.00	-	14,072,000.00	14,072,000.00	-	-	-	14,072,000.00	-	-	-	-	-
Honoraria	5010210000	-	1,320,891.25	1,320,891.25	-	1,320,891.25	-	-	1,320,891.25	585,554.50	735,336.75	-	-	1,320,891.25
Honoraria - Civilian	5010210001	-	1,320,891.25	1,320,891.25	-	1,320,891.25	-	-	1,320,891.25	585,554.50	735,336.75	-	-	1,320,891.25
Hazard Pay ( HP )	5010211000	187,000.00	-	187,000.00	187,000.00	-	-	-	187,000.00	47,982.50	23,991.25	-	-	71,973.75
HP - Magna Carta Benefits for Public Health Workers under R.A. 7305	5010211005	187,000.00	-	187,000.00	187,000.00	-	-	-	187,000.00	47,982.50	23,991.25	-	-	71,973.75
Overtime and Night Pay	5010213000	-	221,002.48	221,002.48	-	221,002.48	-	-	221,002.48	160,743.48	60,259.00	-	-	221,002.48
Overtime Pay	5010213001	-	221,002.48	221,002.48	-	221,002.48	-	-	221,002.48	160,743.48	60,259.00	-	-	221,002.48
Year End Bonus	5010214000	16,878,000.00	(236,750.71)	16,641,249.29	16,878,000.00	(236,750.71)	-	-	16,641,249.29	-	-	-	-	-
Bonus - Civilian	5010214001	16,878,000.00	(236,750.71)	16,641,249.29	16,878,000.00	(236,750.71)	-	-	16,641,249.29	-	-	-	-	-
Cash Gift	5010215000	1,940,000.00	-	1,940,000.00	1,940,000.00	-	-	-	1,940,000.00	-	-	-	-	-
Cash Gift - Civilian	5010215001	1,940,000.00	-	1,940,000.00	1,940,000.00	-	-	-	1,940,000.00	-	-	-	-	-
Other Bonuses and Allowances	5010299000	18,798,000.00	3,921,715.00	22,719,715.00	18,798,000.00	3,921,715.00	-	-	22,719,715.00	-	18,802,226.00	-	-	18,802,226.00
Productivity Enhancement Incentive - Civilian	5010299012	1,920,000.00	-	1,920,000.00	1,920,000.00	-	-	-	1,920,000.00	-	-	-	-	-
Mid-Year Bonus - Civilian	5010299036	16,878,000.00	561,715.00	17,439,715.00	16,878,000.00	561,715.00	-	-	17,439,715.00	-	15,442,226.00	-	-	15,442,226.00
Anniversary Bonus - Civilian	5010299038	-	3,360,000.00	3,360,000.00	-	3,360,000.00	-	-	3,360,000.00	-	3,360,000.00	-	-	3,360,000.00
Personnel Benefit Contributions	5010300000	2,265,000.00	2,650.00	2,267,650.00	2,265,000.00	2,650.00	-	-	2,267,650.00	562,175.00	587,887.50	-	-	1,150,062.50
Pag-IBIG Contributions	5010302000	467,000.00	200.00	467,200.00	467,000.00	200.00	-	-	467,200.00	116,400.00	114,700.00	-	-	231,100.00
Pag-IBIG - Civilian	5010302001	467,000.00	200.00	467,200.00	467,000.00	200.00	-	-	467,200.00	116,400.00	114,700.00	-	-	231,100.00
PhilHealth Contributions	5010303000	1,331,000.00	2,350.00	1,333,350.00	1,331,000.00	2,350.00	-	-	1,333,350.00	330,175.00	359,087.50	-	-	689,262.50
PhilHealth - Civilian	5010303001	1,331,000.00	2,350.00	1,333,350.00	1,331,000.00	2,350.00	-	-	1,333,350.00	330,175.00	359,087.50	-	-	689,262.50
Employees Compensation Insurance Premiums (ECIP)	5010304000	467,000.00	100.00	467,100.00	467,000.00	100.00	-	-	467,100.00	115,600.00	114,100.00	-	-	229,700.00
ECIP - Civilian	5010304001	467,000.00	100.00	467,100.00	467,000.00	100.00	-	-	467,100.00	115,600.00	114,100.00	-	-	229,700.00



Department : Department of Finance (DOF)

Agency : Office of the Secretary

Operating Unit : N/A

Organization Code (UACS) : 110010000000

Funding Source Code (as clustered) : 01 - Regular Agency Fund

Authorization: 01 - Current Year Appropriations

Particulars	UACS CODE	Current Year Disbursements					Balances			
		1st Quarter Ending March 31	2nd Quarter Ending June 30	3rd Quarter Ending Sept. 30	4th Quarter Ending Dec. 31	Total	Unreleased Appropriations	Unobligated Allotment	Unpaid Obligations (15-20) = (23+24)	
		16	17	18	19	20=(16+17+18+19)	21=(5-10)	22=(10-15)	Due and Demandable	Not Yet Due and Demandable
<b>I. Agency Specific Budget</b>										
Specific Budgets of National Government Agencies	01101101	65,705,914.33	288,838,659.76	-	-	354,544,574.09	6,483,265.00	996,346,413.38	137,693,747.53	-
Personnel Services		51,216,631.08	95,606,004.41	-	-	146,822,635.49	6,483,265.00	155,202,020.32	7,759,079.19	-
Salaries and Wages	5010100000	45,394,145.30	65,442,834.19	-	-	110,836,979.49	-	92,224,997.10	5,623,078.76	-
Salaries and Wages - Regular	5010101000	44,017,339.47	63,182,101.49	-	-	107,199,440.96	-	82,878,214.83	5,128,399.56	-
Basic Salary - Civilian	5010101001	44,017,339.47	63,182,101.49	-	-	107,199,440.96	-	82,878,214.83	5,128,399.56	-
Salaries and Wages - Casual/Contractual	5010102000	1,376,805.83	2,260,732.70	-	-	3,637,538.53	-	9,346,782.27	494,679.20	-
Salaries and Wages - Casual/Contractual	5010102000	1,376,805.83	2,260,732.70	-	-	3,637,538.53	-	9,346,782.27	494,679.20	-
Other Compensation	5010200000	5,442,219.03	27,470,788.74	-	-	32,913,007.77	-	48,676,100.43	1,784,199.70	-
Personal Economic Relief Allowance (PERA)	5010201000	2,187,883.74	2,970,591.08	-	-	5,158,474.82	-	3,829,647.22	256,327.84	-
PERA - Civilian	5010201001	2,187,883.74	2,970,591.08	-	-	5,158,474.82	-	3,829,647.22	256,327.84	-
Representation Allowance (RA)	5010202000	1,563,500.00	2,155,500.00	-	-	3,719,000.00	-	3,499,500.00	279,000.00	-
Representation Allowance (RA)	5010202000	1,563,500.00	2,155,500.00	-	-	3,719,000.00	-	3,499,500.00	279,000.00	-
Transportation Allowance (TA)	5010203000	1,136,500.00	1,556,000.00	-	-	2,692,500.00	-	4,462,500.00	229,500.00	-
Transportation Allowance (TA)	5010203001	1,136,500.00	1,556,000.00	-	-	2,692,500.00	-	4,462,500.00	229,500.00	-
Clothing/Uniform Allowance	5010204000	-	1,935,000.00	-	-	1,935,000.00	-	130,000.00	-	-
Clothing/Uniform Allowance - Civilian	5010204001	-	1,935,000.00	-	-	1,935,000.00	-	130,000.00	-	-
Subsistence Allowance (SA)	5010205000	3,125.00	3,775.00	-	-	6,900.00	-	62,100.00	3,000.00	-
Subsistence Allowance - Magna Carta for Public Health Workers under R.A. 7305	5010205003	3,125.00	3,775.00	-	-	6,900.00	-	62,100.00	3,000.00	-
Laundry Allowance ( LA )	5010206000	449.99	961.34	-	-	1,411.33	-	6,588.67	-	-
Laundry Allowance - Magna Carta Benefits for Public Health Workers under R.A. 7305	5010206004	449.99	961.34	-	-	1,411.33	-	6,588.67	-	-
Overseas Allowance (OA)	5010209000	-	-	-	-	-	-	14,072,000.00	-	-
Overseas Allowance - Civilian	5010209001	-	-	-	-	-	-	14,072,000.00	-	-
Honoraria	5010210000	479,201.20	735,336.75	-	-	1,214,537.95	-	-	106,353.30	-
Honoraria - Civilian	5010210001	479,201.20	735,336.75	-	-	1,214,537.95	-	-	106,353.30	-
Hazard Pay ( HP )	5010211000	23,991.25	47,982.50	-	-	71,973.75	-	115,026.25	-	-
HP - Magna Carta Benefits for Public Health Workers under R.A. 7305	5010211005	23,991.25	47,982.50	-	-	71,973.75	-	115,026.25	-	-
Overtime and Night Pay	5010213000	47,567.85	109,522.07	-	-	157,089.92	-	-	63,912.56	-
Overtime Pay	5010213001	47,567.85	109,522.07	-	-	157,089.92	-	-	63,912.56	-
Year End Bonus	5010214000	-	-	-	-	-	-	16,641,249.29	-	-
Bonus - Civilian	5010214001	-	-	-	-	-	-	16,641,249.29	-	-
Cash Gift	5010215000	-	-	-	-	-	-	1,940,000.00	-	-
Cash Gift - Civilian	5010215001	-	-	-	-	-	-	1,940,000.00	-	-
Other Bonuses and Allowances	5010299000	-	17,956,120.00	-	-	17,956,120.00	-	3,917,489.00	846,106.00	-
Productivity Enhancement Incentive - Civilian	5010299012	-	-	-	-	-	-	1,920,000.00	-	-
Mid-Year Bonus - Civilian	5010299036	-	14,610,120.00	-	-	14,610,120.00	-	1,997,489.00	832,106.00	-
Anniversary Bonus - Civilian	5010299038	-	3,346,000.00	-	-	3,346,000.00	-	-	14,000.00	-
Personnel Benefit Contributions	5010300000	340,250.00	458,825.00	-	-	799,075.00	-	1,117,587.50	350,987.50	-
Pag-IBIG Contributions	5010302000	74,900.00	114,700.00	-	-	189,600.00	-	236,100.00	41,500.00	-
Pag-IBIG - Civilian	5010302001	74,900.00	114,700.00	-	-	189,600.00	-	236,100.00	41,500.00	-
PhilHealth Contributions	5010303000	228,350.00	230,025.00	-	-	458,375.00	-	644,087.50	230,887.50	-
PhilHealth - Civilian	5010303001	228,350.00	230,025.00	-	-	458,375.00	-	644,087.50	230,887.50	-
Employees Compensation Insurance Premiums (ECIP)	5010304000	37,000.00	114,100.00	-	-	151,100.00	-	237,400.00	78,600.00	-
ECIP - Civilian	5010304001	37,000.00	114,100.00	-	-	151,100.00	-	237,400.00	78,600.00	-



**SUMMARY OF APPROPRIATIONS, ALLOTMENTS, OBLIGATIONS, DISBURSEMENTS AND BALANCES BY OBJECT OF EXPENDITURES**  
As of the Quarter Ending June 30, 2017

Department : Department of Finance (DOF)  
Agency : Office of the Secretary  
Operating Unit : N/A  
Organization Code (UACS) : 110010000000  
Funding Source Code (as clustered) : 01 - Regular Agency Fund

Particulars	UACS CODE	Appropriation			Allotments					Current Year Obligations				
		Authorized Appropriation	Adjustments (Transfer To/From Realignment)	Adjusted Appropriations	Allotments Received	Adjustments (Withdrawal, Realignment)	Transfer To	Transfer From	Adjusted Total Allotments	1st Quarter Ending March 31	2nd Quarter Ending June 30	3rd Quarter Ending Sept. 30	4th Quarter Ending Dec. 31	Total
1	2	3	4	5=(3+4)	6	7	8	9	10=[(6+(-)-7)-8+9]	11	12	13	14	15=(11+12+13+14)
<b>Other Personnel Benefits</b>	<b>5010400000</b>	<b>20,155,000.00</b>	<b>1,785,986.75</b>	<b>21,940,986.75</b>	<b>13,671,735.00</b>	<b>1,785,986.75</b>	-	-	<b>15,457,721.75</b>	<b>153,462.59</b>	<b>2,120,923.87</b>	-	-	<b>2,274,386.46</b>
Retirement Gratuity	5010402000	8,121,000.00	-	8,121,000.00	2,025,668.95	-	-	-	2,025,668.95	-	-	-	-	-
Retirement Gratuity - Civilian	5010402001	8,121,000.00	-	8,121,000.00	2,025,668.95	-	-	-	2,025,668.95	-	-	-	-	-
Terminal Leave Benefits	5010403000	1,543,000.00	-	1,543,000.00	1,155,066.05	-	-	-	1,155,066.05	-	290,061.03	-	-	290,061.03
Terminal Leave Benefits - Civilian	5010403001	1,543,000.00	-	1,543,000.00	1,155,066.05	-	-	-	1,155,066.05	-	290,061.03	-	-	290,061.03
<b>Other Personnel Benefits</b>	<b>5010499000</b>	<b>10,491,000.00</b>	<b>1,785,986.75</b>	<b>12,276,986.75</b>	<b>10,491,000.00</b>	<b>1,785,986.75</b>	-	-	<b>12,276,986.75</b>	<b>153,462.59</b>	<b>1,830,862.84</b>	-	-	<b>1,984,325.43</b>
Lump-sum for Step Increments - Length of Service	5010499010	496,000.00	-	496,000.00	496,000.00	-	-	-	496,000.00	3,802.69	4,535.99	-	-	8,338.68
Lump-sum for Step Increments - Meritorious Performance	5010499011	566,000.00	-	566,000.00	566,000.00	-	-	-	566,000.00	-	-	-	-	-
<b>Other Personnel Benefits</b>	<b>5010499099</b>	<b>9,429,000.00</b>	<b>1,785,986.75</b>	<b>11,214,986.75</b>	<b>9,429,000.00</b>	<b>1,785,986.75</b>	-	-	<b>11,214,986.75</b>	<b>149,659.90</b>	<b>1,826,326.85</b>	-	-	<b>1,975,986.75</b>
<b>Maintenance and Other Operating Expenses</b>		<b>773,473,000.00</b>	<b>(0.00)</b>	<b>773,473,000.00</b>	<b>773,473,000.00</b>	<b>(0.00)</b>	-	-	<b>773,473,000.00</b>	<b>38,468,529.39</b>	<b>296,629,478.32</b>	-	-	<b>335,098,007.71</b>
<b>Traveling Expenses</b>	<b>5020100000</b>	<b>102,154,000.00</b>	<b>(25,472,967.63)</b>	<b>76,681,032.37</b>	<b>102,154,000.00</b>	<b>(25,472,967.63)</b>	-	-	<b>76,681,032.37</b>	<b>4,094,187.16</b>	<b>6,896,147.05</b>	-	-	<b>10,990,334.21</b>
Traveling Expenses - Local	5020101000	25,560,000.00	(7,886,001.80)	17,673,998.20	25,560,000.00	(7,886,001.80)	-	-	17,673,998.20	446,811.40	1,784,302.68	-	-	2,231,114.08
Traveling Expenses - Local	5020101000	25,560,000.00	(7,886,001.80)	17,673,998.20	25,560,000.00	(7,886,001.80)	-	-	17,673,998.20	446,811.40	1,784,302.68	-	-	2,231,114.08
Traveling Expenses - Foreign	5020102000	76,594,000.00	(17,586,965.83)	59,007,034.17	76,594,000.00	(17,586,965.83)	-	-	59,007,034.17	3,647,375.76	5,111,844.37	-	-	8,759,220.13
Traveling Expenses - Foreign	5020102000	76,594,000.00	(17,586,965.83)	59,007,034.17	76,594,000.00	(17,586,965.83)	-	-	59,007,034.17	3,647,375.76	5,111,844.37	-	-	8,759,220.13
<b>Training and Scholarship Expenses</b>	<b>5020200000</b>	<b>89,752,000.00</b>	<b>(41,818,036.63)</b>	<b>47,933,963.37</b>	<b>89,752,000.00</b>	<b>(41,818,036.63)</b>	-	-	<b>47,933,963.37</b>	<b>1,120,634.94</b>	<b>6,768,035.37</b>	-	-	<b>7,888,670.31</b>
Training Expenses	5020201000	89,752,000.00	(41,818,036.63)	47,933,963.37	89,752,000.00	(41,818,036.63)	-	-	47,933,963.37	1,120,634.94	6,768,035.37	-	-	7,888,670.31
ICT Training Expenses	5020201001	463,000.00	-	463,000.00	463,000.00	-	-	-	463,000.00	-	-	-	-	-
Training Expenses	5020201002	89,289,000.00	(41,818,036.63)	47,470,963.37	89,289,000.00	(41,818,036.63)	-	-	47,470,963.37	1,120,634.94	6,768,035.37	-	-	7,888,670.31
<b>Supplies and Materials Expenses</b>	<b>5020300000</b>	<b>38,535,000.00</b>	<b>(14,313,501.09)</b>	<b>24,221,498.91</b>	<b>38,535,000.00</b>	<b>(14,313,501.09)</b>	-	-	<b>24,221,498.91</b>	<b>5,499,592.61</b>	<b>7,090,886.64</b>	-	-	<b>12,590,479.25</b>
Office Supplies Expenses	5020301000	14,433,000.00	(2,584,096.25)	11,848,903.75	14,433,000.00	(2,584,096.25)	-	-	11,848,903.75	2,501,370.00	1,167,132.00	-	-	3,668,502.00
ICT Office Supplies	5020301001	1,964,000.00	-	1,964,000.00	1,964,000.00	-	-	-	1,964,000.00	1,495,728.00	773,508.00	-	-	2,269,236.00
Office Supplies Expenses	5020301002	12,469,000.00	(4,162,761.25)	8,306,238.75	12,469,000.00	(4,162,761.25)	-	-	8,306,238.75	1,005,642.00	393,624.00	-	-	1,399,266.00
Accountable Forms Expenses	5020302000	1,000.00	-	1,000.00	1,000.00	-	-	-	1,000.00	-	-	-	-	-
Accountable Forms Expenses	5020302000	1,000.00	-	1,000.00	1,000.00	-	-	-	1,000.00	-	-	-	-	-
Drugs and Medicines Expenses	5020307000	400,000.00	21,467.18	421,467.18	400,000.00	21,467.18	-	-	421,467.18	89,606.68	331,860.50	-	-	421,467.18
Drugs and Medicines Expenses	5020307000	400,000.00	21,467.18	421,467.18	400,000.00	21,467.18	-	-	421,467.18	89,606.68	331,860.50	-	-	421,467.18
Medical, Dental and Laboratory Supplies Expenses	5020308000	5,000.00	4,044.00	9,044.00	5,000.00	4,044.00	-	-	9,044.00	-	9,044.00	-	-	9,044.00
Medical, Dental and Laboratory Supplies Expenses	5020308000	5,000.00	4,044.00	9,044.00	5,000.00	4,044.00	-	-	9,044.00	-	9,044.00	-	-	9,044.00
Fuel, Oil and Lubricants Expenses	5020309000	1,010,000.00	110,076.69	1,120,076.69	1,010,000.00	110,076.69	-	-	1,120,076.69	138,558.43	293,611.23	-	-	432,169.66
Fuel, Oil and Lubricants Expenses	5020309000	1,010,000.00	110,076.69	1,120,076.69	1,010,000.00	110,076.69	-	-	1,120,076.69	138,558.43	293,611.23	-	-	432,169.66
Semi-Expendable Machinery and Equipment Expenses	5020321000	-	1,704,616.97	1,704,616.97	-	1,704,616.97	-	-	1,704,616.97	878,017.50	654,749.47	-	-	1,532,766.97
Office Equipment	5020321002	-	100,285.00	100,285.00	-	100,285.00	-	-	100,285.00	14,900.00	85,385.00	-	-	100,285.00
Information and Communications Technology Equipment	5020321003	-	1,355,952.22	1,355,952.22	-	1,355,952.22	-	-	1,355,952.22	643,987.50	711,964.72	-	-	1,355,952.22
Communications Equipment	5020321007	-	61,729.75	61,729.75	-	61,729.75	-	-	61,729.75	32,480.00	29,249.75	-	-	61,729.75
Disaster Response and Rescue Equipment	5020321008	-	171,850.00	171,850.00	-	171,850.00	-	-	171,850.00	171,850.00	(171,850.00)	-	-	-
Medical Equipment	5020321010	-	14,800.00	14,800.00	-	14,800.00	-	-	14,800.00	14,800.00	-	-	-	14,800.00
Semi-Expendable Furniture, Fixtures and Books Expenses	5020322000	-	601,405.94	601,405.94	-	601,405.94	-	-	601,405.94	-	601,405.94	-	-	601,405.94
Furniture and Fixtures	5020322001	-	601,405.94	601,405.94	-	601,405.94	-	-	601,405.94	-	601,405.94	-	-	601,405.94
<b>Other Supplies and Materials Expenses</b>	<b>5020399000</b>	<b>22,686,000.00</b>	<b>(14,171,015.62)</b>	<b>8,514,984.38</b>	<b>22,686,000.00</b>	<b>(14,171,015.62)</b>	-	-	<b>8,514,984.38</b>	<b>1,892,040.00</b>	<b>4,033,083.50</b>	-	-	<b>5,925,123.50</b>
<b>Other Supplies and Materials Expenses</b>	<b>5020399000</b>	<b>22,686,000.00</b>	<b>(14,171,015.62)</b>	<b>8,514,984.38</b>	<b>22,686,000.00</b>	<b>(14,171,015.62)</b>	-	-	<b>8,514,984.38</b>	<b>1,892,040.00</b>	<b>4,033,083.50</b>	-	-	<b>5,925,123.50</b>
<b>Utility Expenses</b>	<b>5020400000</b>	<b>26,756,000.00</b>	<b>(1,694,016.29)</b>	<b>25,061,983.71</b>	<b>26,756,000.00</b>	<b>(1,694,016.29)</b>	-	-	<b>25,061,983.71</b>	<b>3,599,471.00</b>	<b>9,156,899.31</b>	-	-	<b>12,756,370.31</b>
Water Expenses	5020401000	5,088,000.00	(98,616.24)	4,989,383.76	5,088,000.00	(98,616.24)	-	-	4,989,383.76	866,424.72	1,080,194.54	-	-	1,946,619.26
Water Expenses	5020401000	5,088,000.00	(98,616.24)	4,989,383.76	5,088,000.00	(98,616.24)	-	-	4,989,383.76	866,424.72	1,080,194.54	-	-	1,946,619.26
Electricity Expenses	5020402000	21,668,000.00	(1,595,400.05)	20,072,599.95	21,668,000.00	(1,595,400.05)	-	-	20,072,599.95	2,733,046.28	8,076,704.77	-	-	10,809,751.05
Electricity Expenses	5020402000	21,668,000.00	(1,595,400.05)	20,072,599.95	21,668,000.00	(1,595,400.05)	-	-	20,072,599.95	2,733,046.28	8,076,704.77	-	-	10,809,751.05



Department : Department of Finance (DOF)  
 Agency : Office of the Secretary  
 Operating Unit : N/A  
 Organization Code (UACS) : 110010000000  
 Funding Source Code (as clustered) : 01 - Regular Agency Fund

Authorization: 01 - Current Year Appropriations

Particulars	UACS CODE	Current Year Disbursements					Balances			
		1st Quarter Ending March 31	2nd Quarter Ending June 30	3rd Quarter Ending Sept. 30	4th Quarter Ending Dec. 31	Total	Unreleased Appropriations	Unobligated Allotment	Unpaid Obligations (15-20) = (23+24)	
									Due and Demandable	Not Yet Due and Demandable
1	2	16	17	18	19	20=(16+17+18+19)	21=(5-10)	22=(10-15)		
<b>Other Personnel Benefits</b>	<b>5010400000</b>	<b>40,016.75</b>	<b>2,233,556.48</b>	-	-	<b>2,273,573.23</b>	<b>6,483,265.00</b>	<b>13,183,335.29</b>	<b>813.23</b>	-
Retirement Gratuity	5010402000	-	-	-	-	-	6,095,331.05	2,025,668.95	-	-
Retirement Gratuity - Civilian	5010402001	-	-	-	-	-	6,095,331.05	2,025,668.95	-	-
Terminal Leave Benefits	5010403000	-	290,061.03	-	-	290,061.03	387,933.95	865,005.02	-	-
Terminal Leave Benefits - Civilian	5010403001	-	290,061.03	-	-	290,061.03	387,933.95	865,005.02	-	-
Other Personnel Benefits	5010499000	40,016.75	1,943,495.45	-	-	1,983,512.20	-	10,292,661.32	813.23	-
Lump-sum for Step Increments - Length of Service	5010499010	16.75	7,508.70	-	-	7,525.45	-	487,661.32	813.23	-
Lump-sum for Step Increments - Meritorious Perform	5010499011	-	-	-	-	-	-	566,000.00	-	-
Other Personnel Benefits	5010499099	40,000.00	1,935,986.75	-	-	1,975,986.75	-	9,239,000.00	-	-
<b>Maintenance and Other Operating Expenses</b>		<b>14,489,283.25</b>	<b>193,112,655.35</b>	-	-	<b>207,601,938.60</b>	-	<b>438,374,992.29</b>	<b>127,496,069.11</b>	-
<b>Traveling Expenses</b>	<b>5020100000</b>	<b>3,888,777.97</b>	<b>5,139,525.28</b>	-	-	<b>9,028,303.25</b>	-	<b>65,690,698.16</b>	<b>1,962,030.96</b>	-
Traveling Expenses - Local	5020101000	376,563.40	1,620,729.68	-	-	1,997,293.08	-	15,442,884.12	233,821.00	-
Traveling Expenses - Local	5020101000	376,563.40	1,620,729.68	-	-	1,997,293.08	-	15,442,884.12	233,821.00	-
Traveling Expenses - Foreign	5020102000	3,512,214.57	3,518,795.60	-	-	7,031,010.17	-	50,247,814.04	1,728,209.96	-
Traveling Expenses - Foreign	5020102000	3,512,214.57	3,518,795.60	-	-	7,031,010.17	-	50,247,814.04	1,728,209.96	-
<b>Training and Scholarship Expenses</b>	<b>5020200000</b>	<b>450,562.94</b>	<b>4,596,995.63</b>	-	-	<b>5,047,558.57</b>	-	<b>40,045,293.06</b>	<b>2,841,111.74</b>	-
Training Expenses	5020201000	450,562.94	4,596,995.63	-	-	5,047,558.57	-	40,045,293.06	2,841,111.74	-
ICT Training Expenses	5020201001	-	-	-	-	-	-	463,000.00	-	-
Training Expenses	5020201002	450,562.94	4,596,995.63	-	-	5,047,558.57	-	39,582,293.06	2,841,111.74	-
<b>Supplies and Materials Expenses</b>	<b>5020300000</b>	<b>1,466,058.11</b>	<b>5,042,872.60</b>	-	-	<b>6,508,930.71</b>	-	<b>11,631,019.66</b>	<b>6,081,548.54</b>	-
Office Supplies Expenses	5020301000	1,037,960.00	695,906.00	-	-	1,733,866.00	-	8,180,401.75	1,934,636.00	-
ICT Office Supplies	5020301001	984,110.00	501,588.00	-	-	1,485,698.00	-	1,273,429.00	783,538.00	-
Office Supplies Expenses	5020301002	53,850.00	194,318.00	-	-	248,168.00	-	6,906,972.75	1,151,098.00	-
Accountable Forms Expenses	5020302000	-	-	-	-	-	-	1,000.00	-	-
Accountable Forms Expenses	5020302000	-	-	-	-	-	-	1,000.00	-	-
Drugs and Medicines Expenses	5020307000	72,353.68	97,113.50	-	-	169,467.18	-	-	252,000.00	-
Drugs and Medicines Expenses	5020307000	72,353.68	97,113.50	-	-	169,467.18	-	-	252,000.00	-
Medical, Dental and Laboratory Supplies Expenses	5020308000	-	9,044.00	-	-	9,044.00	-	-	-	-
Medical, Dental and Laboratory Supplies Expenses	5020308000	-	9,044.00	-	-	9,044.00	-	-	-	-
Fuel, Oil and Lubricants Expenses	5020309000	136,558.43	232,411.20	-	-	368,969.63	-	687,907.03	63,200.03	-
Fuel, Oil and Lubricants Expenses	5020309000	136,558.43	232,411.20	-	-	368,969.63	-	687,907.03	63,200.03	-
Semi-Expendable Machinery and Equipment Expenses	5020321000	14,800.00	294,456.00	-	-	309,256.00	-	171,850.00	1,223,510.97	-
Office Equipment	5020321002	-	29,700.00	-	-	29,700.00	-	-	70,585.00	-
Information and Communications Technology Equip	5020321003	-	219,776.00	-	-	219,776.00	-	-	1,136,176.22	-
Communications Equipment	5020321007	-	44,980.00	-	-	44,980.00	-	-	16,749.75	-
Disaster Response and Rescue Equipment	5020321008	-	-	-	-	-	-	171,850.00	-	-
Medical Equipment	5020321010	14,800.00	-	-	-	14,800.00	-	-	-	-
Semi-Expendable Furniture, Fixtures and Books Expenses	5020322000	-	-	-	-	-	-	-	601,405.94	-
Furniture and Fixtures	5020322001	-	-	-	-	-	-	-	601,405.94	-
Other Supplies and Materials Expenses	5020399000	204,386.00	3,713,941.90	-	-	3,918,327.90	-	2,589,860.88	2,006,795.60	-
Other Supplies and Materials Expenses	5020399000	204,386.00	3,713,941.90	-	-	3,918,327.90	-	2,589,860.88	2,006,795.60	-
<b>Utility Expenses</b>	<b>5020400000</b>	<b>3,491,968.74</b>	<b>8,997,421.09</b>	-	-	<b>12,489,389.83</b>	-	<b>12,305,613.40</b>	<b>266,980.48</b>	-
Water Expenses	5020401000	784,644.49	894,994.29	-	-	1,679,638.78	-	3,042,764.50	266,980.48	-
Water Expenses	5020401000	784,644.49	894,994.29	-	-	1,679,638.78	-	3,042,764.50	266,980.48	-
Electricity Expenses	5020402000	2,707,324.25	8,102,426.80	-	-	10,809,751.05	-	9,262,848.90	-	-
Electricity Expenses	5020402000	2,707,324.25	8,102,426.80	-	-	10,809,751.05	-	9,262,848.90	-	-



**SUMMARY OF APPROPRIATIONS, ALLOTMENTS, OBLIGATIONS, DISBURSEMENTS AND BALANCES BY OBJECT OF EXPENDITURES**  
As of the Quarter Ending June 30, 2017

Department : Department of Finance (DOF)  
Agency : Office of the Secretary  
Operating Unit : N/A  
Organization Code (UACS) : 110010000000  
Funding Source Code (as clustered) : 01 - Regular Agency Fund

Particulars	UACS CODE	Appropriation			Allotments					Current Year Obligations				
		Authorized Appropriation	Adjustments (Transfer To/From Realignment)	Adjusted Appropriations	Allotments Received	Adjustments (Withdrawal, Realignment)	Transfer To	Transfer From	Adjusted Total Allotments	1st Quarter Ending March 31	2nd Quarter Ending June 30	3rd Quarter Ending Sept. 30	4th Quarter Ending Dec. 31	Total
1	2	3	4	5=(3+4)	6	7	8	9	10=[(6+(-)7)-8+9]	11	12	13	14	15=(11+12+13+14)
<b>Communication Expenses</b>	<b>5020500000</b>	<b>13,060,000.00</b>	<b>4,133,702.15</b>	<b>17,193,702.15</b>	<b>13,060,000.00</b>	<b>4,133,702.15</b>	-	-	<b>17,193,702.15</b>	<b>1,552,189.98</b>	<b>11,218,015.67</b>	-	-	<b>12,770,205.65</b>
Postage and Courier Services	5020501000	1,343,000.00	(392,133.76)	950,866.24	1,343,000.00	(392,133.76)	-	-	950,866.24	143,905.79	208,886.94	-	-	352,792.73
Postage and Courier Services	5020501000	1,343,000.00	(392,133.76)	950,866.24	1,343,000.00	(392,133.76)	-	-	950,866.24	143,905.79	208,886.94	-	-	352,792.73
Telephone Expenses	5020502000	6,653,000.00	2,261,515.91	8,914,515.91	6,653,000.00	2,261,515.91	-	-	8,914,515.91	1,408,284.19	3,680,808.73	-	-	5,089,092.92
Mobile	5020502001	4,131,000.00	339,173.65	4,470,173.65	4,131,000.00	339,173.65	-	-	4,470,173.65	992,308.14	1,289,894.30	-	-	2,282,202.44
Landline	5020502002	2,522,000.00	1,922,342.26	4,444,342.26	2,522,000.00	1,922,342.26	-	-	4,444,342.26	415,976.05	2,390,914.43	-	-	2,806,890.48
Internet Subscription Expenses	5020503000	5,064,000.00	2,264,320.00	7,328,320.00	5,064,000.00	2,264,320.00	-	-	7,328,320.00	-	7,328,320.00	-	-	7,328,320.00
Internet Subscription Expenses	5020503000	5,064,000.00	2,264,320.00	7,328,320.00	5,064,000.00	2,264,320.00	-	-	7,328,320.00	-	7,328,320.00	-	-	7,328,320.00
<b>Confidential, Intelligence and Extraordinary Expenses</b>	<b>5021000000</b>	<b>5,227,000.00</b>	<b>(289,659.40)</b>	<b>5,227,000.00</b>	<b>5,227,000.00</b>	<b>(289,659.40)</b>	-	-	<b>5,227,000.00</b>	<b>761,000.00</b>	<b>763,400.00</b>	-	-	<b>1,524,400.00</b>
Confidential Expenses	5021001000	1,000,000.00	-	1,000,000.00	1,000,000.00	-	-	-	1,000,000.00	-	-	-	-	-
Confidential Expenses	5021001000	1,000,000.00	-	1,000,000.00	1,000,000.00	-	-	-	1,000,000.00	-	-	-	-	-
Extraordinary and Miscellaneous Expenses	5021003000	4,227,000.00	(289,659.40)	3,937,340.60	4,227,000.00	(289,659.40)	-	-	3,937,340.60	761,000.00	763,400.00	-	-	1,524,400.00
Extraordinary and Miscellaneous Expenses	5021003000	4,227,000.00	(289,659.40)	3,937,340.60	4,227,000.00	(289,659.40)	-	-	3,937,340.60	761,000.00	763,400.00	-	-	1,524,400.00
<b>Professional Services</b>	<b>5021100000</b>	<b>135,210,000.00</b>	<b>(11,893,515.73)</b>	<b>123,316,484.27</b>	<b>135,210,000.00</b>	<b>(11,893,515.73)</b>	-	-	<b>123,316,484.27</b>	<b>10,512,908.06</b>	<b>65,965,760.35</b>	-	-	<b>76,478,668.41</b>
Legal Services	5021101000	14,000.00	23,900.00	37,900.00	14,000.00	23,900.00	-	-	37,900.00	16,300.00	8,000.00	-	-	24,300.00
Legal Services	5021101000	14,000.00	23,900.00	37,900.00	14,000.00	23,900.00	-	-	37,900.00	16,300.00	8,000.00	-	-	24,300.00
Consultancy Services	5021103000	35,681,000.00	5,186,321.75	40,867,321.75	35,681,000.00	5,186,321.75	-	-	40,867,321.75	5,928,995.10	10,162,052.00	-	-	16,091,047.10
ICT Consultancy Services	5021103001	-	689,655.12	689,655.12	-	689,655.12	-	-	689,655.12	344,827.56	344,827.56	-	-	689,655.12
Consultancy Services	5021103002	35,681,000.00	4,496,666.63	40,177,666.63	35,681,000.00	4,496,666.63	-	-	40,177,666.63	5,584,167.54	9,817,224.44	-	-	15,401,391.98
Other Professional Services	5021199000	99,515,000.00	(17,103,737.48)	82,411,262.52	99,515,000.00	(17,103,737.48)	-	-	82,411,262.52	4,567,612.96	55,795,708.35	-	-	60,363,321.31
Other Professional Services	5021199000	99,515,000.00	(17,103,737.48)	82,411,262.52	99,515,000.00	(17,103,737.48)	-	-	82,411,262.52	4,567,612.96	55,795,708.35	-	-	60,363,321.31
<b>General Services</b>	<b>5021200000</b>	<b>27,435,000.00</b>	<b>7,319,591.29</b>	<b>34,754,591.29</b>	<b>27,435,000.00</b>	<b>7,319,591.29</b>	-	-	<b>34,754,591.29</b>	<b>2,451,654.34</b>	<b>24,081,936.96</b>	-	-	<b>26,533,591.30</b>
Janitorial Services	5021202000	9,370,000.00	4,733,970.60	14,103,970.60	9,370,000.00	4,733,970.60	-	-	14,103,970.60	2,451,654.34	10,482,065.31	-	-	12,933,719.65
Janitorial Services	5021202000	9,370,000.00	4,733,970.60	14,103,970.60	9,370,000.00	4,733,970.60	-	-	14,103,970.60	2,451,654.34	10,482,065.31	-	-	12,933,719.65
Security Services	5021203000	13,065,000.00	2,585,620.69	15,650,620.69	13,065,000.00	2,585,620.69	-	-	15,650,620.69	-	13,599,871.65	-	-	13,599,871.65
Security Services	5021203000	13,065,000.00	2,585,620.69	15,650,620.69	13,065,000.00	2,585,620.69	-	-	15,650,620.69	-	13,599,871.65	-	-	13,599,871.65
Other General Services	5021299000	5,000,000.00	-	5,000,000.00	5,000,000.00	-	-	-	5,000,000.00	-	-	-	-	-
Other General Services - ICT Services	5021299001	5,000,000.00	-	5,000,000.00	5,000,000.00	-	-	-	5,000,000.00	-	-	-	-	-
<b>Repairs and Maintenance</b>	<b>5021300000</b>	<b>1,188,000.00</b>	<b>6,795,549.84</b>	<b>7,983,549.84</b>	<b>1,188,000.00</b>	<b>6,795,549.84</b>	-	-	<b>7,983,549.84</b>	<b>5,226,644.30</b>	<b>1,758,121.55</b>	-	-	<b>6,984,765.85</b>
Repairs and Maintenance - Buildings and Other Structures	5021304000	1,000.00	5,719,214.28	5,720,214.28	1,000.00	5,719,214.28	-	-	5,720,214.28	4,925,334.28	794,880.00	-	-	5,720,214.28
Buildings	5021304001	1,000.00	5,649,214.28	5,650,214.28	1,000.00	5,649,214.28	-	-	5,650,214.28	4,855,334.28	794,880.00	-	-	5,650,214.28
Other Structures	5021304099	-	70,000.00	70,000.00	-	70,000.00	-	-	70,000.00	-	-	-	-	70,000.00
Repairs and Maintenance - Machinery and Equipment	5021305000	246,000.00	314,325.00	560,325.00	246,000.00	314,325.00	-	-	560,325.00	17,510.00	357,995.00	-	-	375,505.00
Machinery	5021305001	1,000.00	8,800.00	9,800.00	1,000.00	8,800.00	-	-	9,800.00	-	9,800.00	-	-	9,800.00
Office Equipment	5021305002	12,000.00	825.00	12,825.00	12,000.00	825.00	-	-	12,825.00	2,960.00	3,865.00	-	-	6,825.00
Information and Communication Technology Equipment	5021305003	205,000.00	314,350.00	519,350.00	205,000.00	314,350.00	-	-	519,350.00	14,550.00	338,980.00	-	-	353,530.00
Medical Equipment	5021305011	3,000.00	-	3,000.00	3,000.00	-	-	-	3,000.00	-	-	-	-	-
Other Machinery and Equipment	5021305099	25,000.00	(9,650.00)	15,350.00	25,000.00	(9,650.00)	-	-	15,350.00	-	5,350.00	-	-	5,350.00
Repairs and Maintenance - Transportation Equipment	5021306000	881,000.00	736,010.56	1,617,010.56	881,000.00	736,010.56	-	-	1,617,010.56	272,800.02	605,246.55	-	-	878,046.57
Motor Vehicles	5021306001	881,000.00	736,010.56	1,617,010.56	881,000.00	736,010.56	-	-	1,617,010.56	272,800.02	605,246.55	-	-	878,046.57
Repairs and Maintenance - Furniture and Fixtures	5021307000	-	11,000.00	11,000.00	-	11,000.00	-	-	11,000.00	11,000.00	-	-	-	11,000.00
Repairs and Maintenance - Furniture and Fixtures	5021307000	-	11,000.00	11,000.00	-	11,000.00	-	-	11,000.00	11,000.00	-	-	-	11,000.00
Repairs and Maintenance - Semi-Expendable Machinery and Equipment	5021321000	60,000.00	15,000.00	75,000.00	60,000.00	15,000.00	-	-	75,000.00	-	-	-	-	-
Office Equipment	5021321002	60,000.00	-	60,000.00	60,000.00	-	-	-	60,000.00	-	-	-	-	-
Other Machinery and Equipment	5021321099	-	15,000.00	15,000.00	-	15,000.00	-	-	15,000.00	-	-	-	-	-



Department : Department of Finance (DOF)  
 Agency : Office of the Secretary  
 Operating Unit : N/A  
 Organization Code (UACS) : 110010000000  
 Funding Source Code (as clustered) : 01 - Regular Agency Fund

Authorization: 01 - Current Year Appropriations

Particulars	UACS CODE	Current Year Disbursements					Balances			
		1st Quarter Ending March 31	2nd Quarter Ending June 30	3rd Quarter Ending Sept. 30	4th Quarter Ending Dec. 31	Total	Unreleased Appropriations	Unobligated Allotment	Unpaid Obligations (15-20) = (23+24)	
		16	17	18	19	20=(16+17+18+19)	21=(5-10)	22=(10-15)	Due and Demandable	Not Yet Due and Demandable
1	2	16	17	18	19	20=(16+17+18+19)	21=(5-10)	22=(10-15)		
Communication Expenses	5020500000	1,101,323.02	7,415,243.63	-	-	8,516,566.65	-	4,423,496.50	4,253,639.00	-
Postage and Courier Services	5020501000	141,930.11	185,763.93	-	-	327,694.04	-	598,073.51	25,098.69	-
Postage and Courier Services	5020501000	141,930.11	185,763.93	-	-	327,694.04	-	598,073.51	25,098.69	-
Telephone Expenses	5020502000	959,392.91	3,617,319.70	-	-	4,576,712.61	-	3,825,422.99	512,380.31	-
Mobile	5020502001	576,171.20	1,205,972.84	-	-	1,782,144.04	-	2,187,971.21	500,058.40	-
Landline	5020502002	383,221.71	2,411,346.86	-	-	2,794,568.57	-	1,637,451.78	12,321.91	-
Internet Subscription Expenses	5020503000	-	3,612,160.00	-	-	3,612,160.00	-	-	3,716,160.00	-
Internet Subscription Expenses	5020503000	-	3,612,160.00	-	-	3,612,160.00	-	-	3,716,160.00	-
Confidential, Intelligence and Extraordinary Expenses	5021000000	452,200.00	764,600.00	-	-	1,216,800.00	-	3,412,940.60	307,600.00	-
Confidential Expenses	5021001000	-	-	-	-	-	-	1,000,000.00	-	-
Confidential Expenses	5021001000	-	-	-	-	-	-	1,000,000.00	-	-
Extraordinary and Miscellaneous Expenses	5021003000	452,200.00	764,600.00	-	-	1,216,800.00	-	2,412,940.60	307,600.00	-
Extraordinary and Miscellaneous Expenses	5021003000	452,200.00	764,600.00	-	-	1,216,800.00	-	2,412,940.60	307,600.00	-
Professional Services	5021100000	1,702,643.16	7,721,028.77	-	-	9,423,671.93	-	46,837,815.86	67,054,996.48	-
Legal Services	5021101000	16,300.00	8,000.00	-	-	24,300.00	-	13,600.00	-	-
Legal Services	5021101000	16,300.00	8,000.00	-	-	24,300.00	-	13,600.00	-	-
Consultancy Services	5021103000	464,940.52	5,977,685.19	-	-	6,442,625.71	-	24,776,274.65	9,648,421.39	-
ICT Consultancy Services	5021103001	114,942.52	172,413.78	-	-	287,356.30	-	-	402,298.82	-
Consultancy Services	5021103002	349,998.00	5,805,271.41	-	-	6,155,269.41	-	24,776,274.65	9,246,122.57	-
Other Professional Services	5021199000	1,221,402.64	1,735,343.58	-	-	2,956,746.22	-	22,047,941.21	57,406,575.09	-
Other Professional Services	5021199000	1,221,402.64	1,735,343.58	-	-	2,956,746.22	-	22,047,941.21	57,406,575.09	-
General Services	5021200000	-	2,355,865.56	-	-	2,355,865.56	-	8,220,999.99	24,177,725.74	-
Janitorial Services	5021202000	-	2,355,865.56	-	-	2,355,865.56	-	1,170,250.95	10,577,854.09	-
Janitorial Services	5021202000	-	2,355,865.56	-	-	2,355,865.56	-	1,170,250.95	10,577,854.09	-
Security Services	5021203000	-	-	-	-	-	-	2,050,749.04	13,599,871.65	-
Security Services	5021203000	-	-	-	-	-	-	2,050,749.04	13,599,871.65	-
Other General Services	5021299000	-	-	-	-	-	-	5,000,000.00	-	-
Other General Services - ICT Services	5021299001	-	-	-	-	-	-	5,000,000.00	-	-
Repairs and Maintenance	5021300000	654,082.20	2,874,238.23	-	-	3,528,320.43	-	998,783.99	3,456,445.42	-
Repairs and Maintenance - Buildings and Other Structures	5021304000	505,488.88	2,267,615.64	-	-	2,773,104.52	-	-	2,947,109.76	-
Buildings	5021304001	505,488.88	2,197,615.64	-	-	2,703,104.52	-	-	2,947,109.76	-
Other Structures	5021304099	-	70,000.00	-	-	70,000.00	-	-	-	-
Repairs and Maintenance - Machinery and Equipment	5021305000	9,700.00	12,810.00	-	-	22,510.00	-	184,820.00	352,995.00	-
Machinery	5021305001	-	-	-	-	-	-	-	9,800.00	-
Office Equipment	5021305002	-	2,960.00	-	-	2,960.00	-	6,000.00	3,865.00	-
Information and Communication Technology Equipment	5021305003	9,700.00	9,850.00	-	-	19,550.00	-	165,820.00	333,980.00	-
Medical Equipment	5021305011	-	-	-	-	-	-	3,000.00	-	-
Other Machinery and Equipment	5021305099	-	-	-	-	-	-	10,000.00	5,350.00	-
Repairs and Maintenance - Transportation Equipment	5021306000	138,893.32	593,812.59	-	-	732,705.91	-	738,963.99	145,340.66	-
Motor Vehicles	5021306001	138,893.32	593,812.59	-	-	732,705.91	-	738,963.99	145,340.66	-
Repairs and Maintenance - Furniture and Fixtures	5021307000	-	-	-	-	-	-	-	11,000.00	-
Repairs and Maintenance - Furniture and Fixtures	5021307000	-	-	-	-	-	-	-	11,000.00	-
Repairs and Maintenance - Semi-Expendable Machinery and Equipment	5021321000	-	-	-	-	-	-	75,000.00	-	-
Office Equipment	5021321002	-	-	-	-	-	-	60,000.00	-	-
Other Machinery and Equipment	5021321099	-	-	-	-	-	-	15,000.00	-	-



**SUMMARY OF APPROPRIATIONS, ALLOTMENTS, OBLIGATIONS, DISBURSEMENTS AND BALANCES BY OBJECT OF EXPENDITURES**  
As of the Quarter Ending June 30, 2017

Department : Department of Finance (DOF)  
Agency : Office of the Secretary  
Operating Unit : N/A  
Organization Code (UACS) : 110010000000  
Funding Source Code (as clustered) : 01 - Regular Agency Fund

Particulars	UACS CODE	Appropriation			Allotments					Current Year Obligations				
		Authorized Appropriation	Adjustments (Transfer To/From Realignment)	Adjusted Appropriations	Allotments Received	Adjustments (Withdrawal, Realignment)	Transfer To	Transfer From	Adjusted Total Allotments	1st Quarter Ending March 31	2nd Quarter Ending June 30	3rd Quarter Ending Sept. 30	4th Quarter Ending Dec. 31	Total
1	2	3	4	5=(3+4)	6	7	8	9	10=[(6+(-)7)-8+9]	11	12	13	14	15=(11+12+13+14)
<b>Taxes, Insurance Premiums and Other Fees</b>	<b>5021500000</b>	<b>4,453,000.00</b>	<b>(1,440,899.25)</b>	<b>3,012,100.75</b>	<b>4,453,000.00</b>	<b>(1,440,899.25)</b>	-	-	<b>3,012,100.75</b>	<b>682,821.09</b>	<b>602,759.47</b>	-	-	<b>1,285,580.56</b>
Taxes, Duties and Licenses	5021501000	233,000.00	(10,810.14)	222,189.86	233,000.00	(10,810.14)	-	-	222,189.86	26,485.30	61,068.00	-	-	87,553.30
Taxes, Duties and Licenses	5021501001	233,000.00	(10,810.14)	222,189.86	233,000.00	(10,810.14)	-	-	222,189.86	26,485.30	61,068.00	-	-	87,553.30
Fidelity Bond Premiums	5021502000	139,000.00	(10,325.00)	128,675.00	139,000.00	(10,325.00)	-	-	128,675.00	81,021.00	31,500.00	-	-	112,521.00
Fidelity Bond Premiums	5021502000	139,000.00	(10,325.00)	128,675.00	139,000.00	(10,325.00)	-	-	128,675.00	81,021.00	31,500.00	-	-	112,521.00
Insurance Expenses	5021503000	4,081,000.00	(1,419,764.11)	2,661,235.89	4,081,000.00	(1,419,764.11)	-	-	2,661,235.89	575,314.79	510,191.47	-	-	1,085,506.26
Insurance Expenses	5021503000	4,081,000.00	(1,419,764.11)	2,661,235.89	4,081,000.00	(1,419,764.11)	-	-	2,661,235.89	575,314.79	510,191.47	-	-	1,085,506.26
<b>Other Maintenance and Operating Expenses</b>	<b>5029900000</b>	<b>329,703,000.00</b>	<b>78,673,752.74</b>	<b>408,376,752.74</b>	<b>329,703,000.00</b>	<b>78,673,752.74</b>	-	-	<b>408,376,752.74</b>	<b>2,967,425.91</b>	<b>162,327,515.95</b>	-	-	<b>165,294,941.86</b>
Advertising Expenses	5029901000	5,067,000.00	26,657,209.31	31,724,209.31	5,067,000.00	26,657,209.31	-	-	31,724,209.31	30,876.40	30,079,176.00	-	-	30,110,052.40
Advertising Expenses	5029901000	5,067,000.00	26,657,209.31	31,724,209.31	5,067,000.00	26,657,209.31	-	-	31,724,209.31	30,876.40	30,079,176.00	-	-	30,110,052.40
Printing and Publication Expenses	5029902000	1,951,000.00	70,925,800.00	72,876,800.00	1,951,000.00	70,925,800.00	-	-	72,876,800.00	-	72,862,800.00	-	-	72,862,800.00
Printing and Publication Expenses	5029902000	1,951,000.00	70,925,800.00	72,876,800.00	1,951,000.00	70,925,800.00	-	-	72,876,800.00	-	72,862,800.00	-	-	72,862,800.00
Representation Expenses	5029903000	3,705,000.00	339,334.42	4,044,334.42	3,705,000.00	339,334.42	-	-	4,044,334.42	637,391.52	3,125,651.38	-	-	3,763,042.90
Representation Expenses	5029903000	3,705,000.00	339,334.42	4,044,334.42	3,705,000.00	339,334.42	-	-	4,044,334.42	637,391.52	3,125,651.38	-	-	3,763,042.90
Transportation and Delivery Expenses	5029904000	6,990,000.00	(5,990,000.00)	1,000,000.00	6,990,000.00	(5,990,000.00)	-	-	1,000,000.00	-	-	-	-	-
Transportation and Delivery Expenses	5029904000	6,990,000.00	(5,990,000.00)	1,000,000.00	6,990,000.00	(5,990,000.00)	-	-	1,000,000.00	-	-	-	-	-
Rent/Lease Expenses	5029905000	42,724,000.00	1,287,081.43	44,011,081.43	42,724,000.00	1,287,081.43	-	-	44,011,081.43	191,780.00	24,726,232.77	-	-	24,918,012.77
Rents - Building and Structures	5029905001	12,436,000.00	6,065,997.38	18,501,997.38	12,436,000.00	6,065,997.38	-	-	18,501,997.38	-	9,262,881.92	-	-	9,262,881.92
Rents - Motor Vehicles	5029905003	8,824,000.00	(1,548,831.20)	7,275,168.80	8,824,000.00	(1,548,831.20)	-	-	7,275,168.80	45,680.00	3,612,088.80	-	-	3,657,768.80
Rents - Equipment	5029905004	10,185,000.00	2,748,815.25	12,933,815.25	10,185,000.00	2,748,815.25	-	-	12,933,815.25	-	11,281,262.05	-	-	11,281,262.05
Rents - Living Quarters	5029905005	11,279,000.00	(6,548,900.00)	4,730,100.00	11,279,000.00	(6,548,900.00)	-	-	4,730,100.00	146,100.00	-	-	-	146,100.00
Rents - ICT Machinery and Equipment	5029905008	-	570,000.00	570,000.00	-	570,000.00	-	-	570,000.00	-	570,000.00	-	-	570,000.00
Membership Dues and Contributions to Organizations	5029906000	35,000.00	-	35,000.00	35,000.00	-	-	-	35,000.00	-	-	-	-	-
Membership Dues and Contributions to Organizations	5029906000	35,000.00	-	35,000.00	35,000.00	-	-	-	35,000.00	-	-	-	-	-
Subscription Expenses	5029907000	7,318,000.00	1,100,018.72	8,418,018.72	7,318,000.00	1,100,018.72	-	-	8,418,018.72	1,458,801.79	1,124,397.40	-	-	2,583,199.19
ICT Software Subscription	5029907001	6,852,000.00	381,458.71	7,233,458.71	6,852,000.00	381,458.71	-	-	7,233,458.71	563,500.00	974,100.00	-	-	1,537,600.00
Library and Other Reading Materials Subscription Expenses	5029907004	191,000.00	387,852.22	578,852.22	191,000.00	387,852.22	-	-	578,852.22	409,998.00	151,297.40	-	-	561,295.40
Other Subscription Expenses	5029907099	275,000.00	330,707.79	605,707.79	275,000.00	330,707.79	-	-	605,707.79	485,303.79	(1,000.00)	-	-	484,303.79
Other Maintenance and Operating Expenses	5029999000	261,913,000.00	(15,645,691.14)	246,267,308.86	261,913,000.00	(15,645,691.14)	-	-	246,267,308.86	648,576.20	30,409,258.40	-	-	31,057,834.60
Website Maintenance	5029999001	440,000.00	-	440,000.00	440,000.00	-	-	-	440,000.00	-	-	-	-	-
Other Maintenance and Operating Expenses	5029999099	261,473,000.00	(15,645,691.14)	245,827,308.86	261,473,000.00	(15,645,691.14)	-	-	245,827,308.86	648,576.20	30,409,258.40	-	-	31,057,834.60
<b>Capital Outlays</b>		<b>405,328,000.00</b>	-	<b>405,328,000.00</b>	<b>405,328,000.00</b>	-	-	-	<b>405,328,000.00</b>	-	<b>2,558,599.23</b>	-	-	<b>2,558,599.23</b>
<b>Property, Plant and Equipment Outlay</b>	<b>5060400000</b>	<b>360,078,000.00</b>	-	<b>360,078,000.00</b>	<b>360,078,000.00</b>	-	-	-	<b>360,078,000.00</b>	-	<b>2,558,599.23</b>	-	-	<b>2,558,599.23</b>
Buildings and Other Structures	5060404000	300,000,000.00	(97,474,314.21)	202,525,685.79	300,000,000.00	(97,474,314.21)	-	-	202,525,685.79	-	-	-	-	-
Buildings	5060404001	300,000,000.00	(97,474,314.21)	202,525,685.79	300,000,000.00	(97,474,314.21)	-	-	202,525,685.79	-	-	-	-	-
Machinery and Equipment Outlay	5060405000	25,542,000.00	6,345,574.00	31,887,574.00	25,542,000.00	6,345,574.00	-	-	31,887,574.00	-	2,097,979.02	-	-	2,097,979.02
Office Equipment	5060405002	4,242,000.00	-	4,242,000.00	4,242,000.00	-	-	-	4,242,000.00	-	-	-	-	-
Information and Communication Technology Equipment	5060405003	13,500,000.00	-	13,500,000.00	13,500,000.00	-	-	-	13,500,000.00	-	2,057,179.02	-	-	2,057,179.02
Communication Equipment	5060405007	250,000.00	-	250,000.00	250,000.00	-	-	-	250,000.00	-	-	-	-	-
Military, Police and Security Equipment	5060405010	7,550,000.00	6,101,886.00	13,651,886.00	7,550,000.00	6,101,886.00	-	-	13,651,886.00	-	-	-	-	-
Other Machinery and Equipment	5060405099	-	243,688.00	243,688.00	-	243,688.00	-	-	243,688.00	-	40,800.00	-	-	40,800.00
Transportation Equipment Outlay	5060406000	13,750,000.00	-	13,750,000.00	13,750,000.00	-	-	-	13,750,000.00	-	-	-	-	-
Motor Vehicles	5060406001	13,750,000.00	-	13,750,000.00	13,750,000.00	-	-	-	13,750,000.00	-	-	-	-	-
Furniture, Fixtures and Books Outlay	5060407000	20,786,000.00	91,128,740.21	111,914,740.21	20,786,000.00	91,128,740.21	-	-	111,914,740.21	-	460,620.21	-	-	460,620.21
Furniture and Fixtures	5060407001	20,786,000.00	91,128,740.21	111,914,740.21	20,786,000.00	91,128,740.21	-	-	111,914,740.21	-	460,620.21	-	-	460,620.21



Department : Department of Finance (DOF)  
 Agency : Office of the Secretary  
 Operating Unit : N/A  
 Organization Code (UACS) : 110010000000  
 Funding Source Code (as clustered) : 01 - Regular Agency Fund

Authorization: 01 - Current Year Appropriations

Particulars	UACS CODE	Current Year Disbursements					Balances			
		1st Quarter Ending March 31	2nd Quarter Ending June 30	3rd Quarter Ending Sept. 30	4th Quarter Ending Dec. 31	Total	Unreleased Appropriations	Unobligated Allotment	Unpaid Obligations (15-20) = (23+24)	
									Due and Demandable	Not Yet Due and Demandable
1	2	16	17	18	19	20=(16+17+18+19)	21=(5-10)	22=(10-15)		
<b>Taxes, Insurance Premiums and Other Fees</b>	<b>5021500000</b>	<b>672,562.97</b>	<b>606,471.87</b>	-	-	<b>1,279,034.84</b>	-	<b>1,726,520.19</b>	<b>6,545.72</b>	-
Taxes, Duties and Licenses	5021501000	26,964.36	54,380.82	-	-	81,345.18	-	134,636.56	6,208.12	-
Taxes, Duties and Licenses	5021501001	26,964.36	54,380.82	-	-	81,345.18	-	134,636.56	6,208.12	-
Fidelity Bond Premiums	5021502000	76,971.00	35,212.50	-	-	112,183.50	-	16,154.00	337.50	-
Fidelity Bond Premiums	5021502000	76,971.00	35,212.50	-	-	112,183.50	-	16,154.00	337.50	-
Insurance Expenses	5021503000	568,627.61	516,878.55	-	-	1,085,506.16	-	1,575,729.63	0.1	-
Insurance Expenses	5021503000	568,627.61	516,878.55	-	-	1,085,506.16	-	1,575,729.63	0.1	-
<b>Other Maintenance and Operating Expenses</b>	<b>5029900000</b>	<b>609,104.14</b>	<b>147,598,392.69</b>	-	-	<b>148,207,496.83</b>	-	<b>243,081,810.88</b>	<b>17,087,445.03</b>	-
Advertising Expenses	5029901000	12,402.40	30,058,644.00	-	-	30,071,046.40	-	1,614,156.91	39,006.00	-
Advertising Expenses	5029901000	12,402.40	30,058,644.00	-	-	30,071,046.40	-	1,614,156.91	39,006.00	-
Printing and Publication Expenses	5029902000	-	70,000,000.00	-	-	70,000,000.00	-	14,000.00	2,862,800.00	-
Printing and Publication Expenses	5029902000	-	70,000,000.00	-	-	70,000,000.00	-	14,000.00	2,862,800.00	-
Representation Expenses	5029903000	432,049.54	3,243,100.56	-	-	3,675,150.10	-	281,291.52	87,892.80	-
Representation Expenses	5029903000	432,049.54	3,243,100.56	-	-	3,675,150.10	-	281,291.52	87,892.80	-
Transportation and Delivery Expenses	5029904000	-	-	-	-	-	-	1,000,000.00	-	-
Transportation and Delivery Expenses	5029904000	-	-	-	-	-	-	1,000,000.00	-	-
Rent/Lease Expenses	5029905000	-	18,085,981.92	-	-	18,085,981.92	-	19,093,068.66	6,832,030.85	-
Rents - Building and Structures	5029905001	-	7,476,881.92	-	-	7,476,881.92	-	9,239,115.46	1,786,000.00	-
Rents - Motor Vehicles	5029905003	-	3,222,600.00	-	-	3,222,600.00	-	3,617,400.00	435,168.80	-
Rents - Equipment	5029905004	-	7,355,000.00	-	-	7,355,000.00	-	1,652,553.20	3,926,262.05	-
Rents - Living Quarters	5029905005	-	31,500.00	-	-	31,500.00	-	4,584,000.00	114,600.00	-
Rents - ICT Machinery and Equipment	5029905008	-	-	-	-	-	-	-	570,000.00	-
Membership Dues and Contributions to Organizations	5029906000	-	-	-	-	-	-	35,000.00	-	-
Membership Dues and Contributions to Organizations	5029906000	-	-	-	-	-	-	35,000.00	-	-
Subscription Expenses	5029907000	-	951,351.19	-	-	951,351.19	-	5,834,819.53	1,631,848.00	-
ICT Software Subscription	5029907001	-	-	-	-	-	-	5,695,858.71	1,537,600.00	-
Library and Other Reading Materials Subscription Expenses	5029907004	-	467,047.40	-	-	467,047.40	-	17,556.82	94,248.00	-
Other Subscription Expenses	5029907099	-	484,303.79	-	-	484,303.79	-	121,404.00	-	-
Other Maintenance and Operating Expenses	5029999000	164,652.20	25,259,315.02	-	-	25,423,967.22	-	215,209,474.26	5,633,867.38	-
Website Maintenance	5029999001	-	-	-	-	-	-	440,000.00	-	-
Other Maintenance and Operating Expenses	5029999099	164,652.20	25,259,315.02	-	-	25,423,967.22	-	214,769,474.26	5,633,867.38	-
<b>Capital Outlays</b>		-	<b>120,000.00</b>	-	-	<b>120,000.00</b>	-	<b>402,769,400.77</b>	<b>2,438,599.23</b>	-
<b>Property, Plant and Equipment Outlay</b>	<b>5060400000</b>	-	<b>120,000.00</b>	-	-	<b>120,000.00</b>	-	<b>357,519,400.77</b>	<b>2,438,599.23</b>	-
Buildings and Other Structures	5060404000	-	-	-	-	-	-	202,525,685.79	-	-
Buildings	5060404001	-	-	-	-	-	-	202,525,685.79	-	-
Machinery and Equipment Outlay	5060405000	-	40,800.00	-	-	40,800.00	-	29,789,594.98	2,057,179.02	-
Office Equipment	5060405002	-	-	-	-	-	-	4,242,000.00	-	-
Information and Communication Technology Equipment	5060405003	-	-	-	-	-	-	11,442,820.98	2,057,179.02	-
Communication Equipment	5060405007	-	-	-	-	-	-	250,000.00	-	-
Military, Police and Security Equipment	5060405010	-	-	-	-	-	-	13,651,886.00	-	-
Other Machinery and Equipment	5060405099	-	40,800.00	-	-	40,800.00	-	202,888.00	-	-
Transportation Equipment Outlay	5060406000	-	-	-	-	-	-	13,750,000.00	-	-
Motor Vehicles	5060406001	-	-	-	-	-	-	13,750,000.00	-	-
Furniture, Fixtures and Books Outlay	5060407000	-	79,200.00	-	-	79,200.00	-	111,454,120.00	381,420.21	-
Furniture and Fixtures	5060407001	-	79,200.00	-	-	79,200.00	-	111,454,120.00	381,420.21	-



**SUMMARY OF APPROPRIATIONS, ALLOTMENTS, OBLIGATIONS, DISBURSEMENTS AND BALANCES BY OBJECT OF EXPENDITURES**  
As of the Quarter Ending June 30, 2017

Department : Department of Finance (DOF)  
Agency : Office of the Secretary  
Operating Unit : N/A  
Organization Code (UACS) : 11001000000  
Funding Source Code (as clustered) : 01 - Regular Agency Fund

Particulars	UACS CODE	Appropriation			Allotments					Current Year Obligations				
		Authorized Appropriation	Adjustments (Transfer To/From Realignment)	Adjusted Appropriations	Allotments Received	Adjustments (Withdrawal, Realignment)	Transfer To	Transfer From	Adjusted Total Allotments	1st Quarter Ending March 31	2nd Quarter Ending June 30	3rd Quarter Ending Sept. 30	4th Quarter Ending Dec. 31	Total
1	2	3	4	5=(3+4)	6	7	8	9	10=[(6+(-)7)-8+9]	11	12	13	14	15=(11+12+13+14)
Intangible Assets Outlay	5060600000	45,250,000.00	-	45,250,000.00	45,250,000.00	-	-	-	45,250,000.00	-	-	-	-	-
Computer Software	5060602000	45,250,000.00	-	45,250,000.00	45,250,000.00	-	-	-	45,250,000.00	-	-	-	-	-
Computer Software	5060602000	45,250,000.00	-	45,250,000.00	45,250,000.00	-	-	-	45,250,000.00	-	-	-	-	-
		-	-	-	-	-	-	-	-	-	-	-	-	-
II. Automatic Appropriations		-	-	-	-	-	-	-	-	-	-	-	-	-
Retirement and Life Insurance Premiums	01104102	24,306,000.00	-	24,306,000.00	24,306,000.00	-	-	-	24,306,000.00	5,503,579.23	5,812,017.92	-	-	11,315,597.15
Personnel Services		24,306,000.00	-	24,306,000.00	24,306,000.00	-	-	-	24,306,000.00	5,503,579.23	5,812,017.92	-	-	11,315,597.15
Personnel Benefit Contributions	5010300000	24,306,000.00	-	24,306,000.00	24,306,000.00	-	-	-	24,306,000.00	5,503,579.23	5,812,017.92	-	-	11,315,597.15
Retirement and Life Insurance Premiums	5010301000	24,306,000.00	-	24,306,000.00	24,306,000.00	-	-	-	24,306,000.00	5,503,579.23	5,812,017.92	-	-	11,315,597.15
Retirement and Life Insurance Premiums	5010301000	24,306,000.00	-	24,306,000.00	24,306,000.00	-	-	-	24,306,000.00	5,503,579.23	5,812,017.92	-	-	11,315,597.15
		-	-	-	-	-	-	-	-	-	-	-	-	-
III. Special Purpose Fund		-	-	-	-	-	-	-	-	-	-	-	-	-
Pension and Gratuity Fund	01101407	-	655,219.00	655,219.00	655,219.00	-	-	-	655,219.00	189,520.48	465,697.03	-	-	655,217.51
Personnel Services		-	655,219.00	655,219.00	655,219.00	-	-	-	655,219.00	189,520.48	465,697.03	-	-	655,217.51
Other Personnel Benefits	5010400000	-	655,219.00	655,219.00	655,219.00	-	-	-	655,219.00	189,520.48	465,697.03	-	-	655,217.51
Terminal Leave Benefits	5010403000	-	655,219.00	655,219.00	655,219.00	-	-	-	655,219.00	189,520.48	465,697.03	-	-	655,217.51
Terminal Leave Benefits - Civilian	5010403001	-	655,219.00	655,219.00	655,219.00	-	-	-	655,219.00	189,520.48	465,697.03	-	-	655,217.51
		-	-	-	-	-	-	-	-	-	-	-	-	-
GRAND TOTAL		-	-	-	-	-	-	-	-	-	-	-	-	-
Grand Total		1,519,374,000.00	655,219.00	1,520,029,219.00	1,513,545,954.00	-	-	-	1,513,545,954.00	102,469,041.71	401,740,094.57	-	-	504,209,136.28

Certified Correct:

MARICEL V. ESCOBAR  
OIC, Budget Division

Certified Correct:

LOLITA R. VERDADERO  
Chief Accountant

Recommending Approval:

MA. LOURDES V. DEDAL  
Director IV, Central Financial Management Office

Approved by:

GIL S. BELTRAN  
Undersecretary



Department : Department of Finance (DOF)  
 Agency : Office of the Secretary  
 Operating Unit : N/A  
 Organization Code (UACS) : 110010000000  
 Funding Source Code (as clustered) : 01 - Regular Agency Fund

Authorization: 01 - Current Year Appropriations

Particulars	UACS CODE	Current Year Disbursements					Balances			
		1st Quarter Ending March 31	2nd Quarter Ending June 30	3rd Quarter Ending Sept. 30	4th Quarter Ending Dec. 31	Total	Unreleased Appropriations	Unobligated Allotment	Unpaid Obligations (15-20) = (23+24)	
									Due and Demandable	Not Yet Due and Demandable
1	2	16	17	18	19	20=(16+17+18+19)	21=(5-10)	22=(10-15)		
Intangible Assets Outlay	5060600000	-	-	-	-	-	-	45,250,000.00	-	-
Computer Software	5060602000	-	-	-	-	-	-	45,250,000.00	-	-
Computer Software	5060602000	-	-	-	-	-	-	45,250,000.00	-	-
		-	-	-	-	-	-	-	-	-
II. Automatic Appropriations										
Retirement and Life Insurance Premiums	01104102	5,503,579.23	5,812,017.92	-	-	11,315,597.15	-	12,990,402.85	-	-
Personnel Services		5,503,579.23	5,812,017.92	-	-	11,315,597.15	-	12,990,402.85	-	-
Personnel Benefit Contributions	5010300000	5,503,579.23	5,812,017.92	-	-	11,315,597.15	-	12,990,402.85	-	-
Retirement and Life Insurance Premiums	5010301000	5,503,579.23	5,812,017.92	-	-	11,315,597.15	-	12,990,402.85	-	-
Retirement and Life Insurance Premiums	5010301000	5,503,579.23	5,812,017.92	-	-	11,315,597.15	-	12,990,402.85	-	-
		-	-	-	-	-	-	-	-	-
III. Special Purpose Fund										
Pension and Gratuity Fund	01101407	94,822.96	560,394.55	-	-	655,217.51	-	1.49	-	-
Personnel Services		94,822.96	560,394.55	-	-	655,217.51	-	1.49	-	-
Other Personnel Benefits	5010400000	94,822.96	560,394.55	-	-	655,217.51	-	1.49	-	-
Terminal Leave Benefits	5010403000	94,822.96	560,394.55	-	-	655,217.51	-	1.49	-	-
Terminal Leave Benefits - Civilian	5010403001	94,822.96	560,394.55	-	-	655,217.51	-	1.49	-	-
		-	-	-	-	-	-	-	-	-
GRAND TOTAL		-	-	-	-	-	-	-	-	-
Grand Total		71,304,316.52	295,211,072.23	-	-	366,515,388.75	6,483,265.00	1,009,336,817.72	137,693,747.53	-

This report was generated using the Unified Reporting System



**SUMMARY OF APPROPRIATIONS, ALLOTMENTS, OBLIGATIONS, DISBURSEMENTS AND BALANCES BY OBJECT OF EXPENDITURES**  
As of the Quarter Ending June 30, 2017

Department : Department of Finance (DOF)  
Agency : Office of the Secretary  
Operating Unit : N/A  
Organization Code (UACS) : 110010000000  
Funding Source Code (as clustered) : 01 - Regular Agency Fund

Particulars	UACS CODE	Appropriation			Allotments					Current Year Obligations				
		Authorized Appropriation	Adjustments (Transfer To/From Realignment)	Adjusted Appropriations	Allotments Received	Adjustments (Withdrawal, Realignment)	Transfer To	Transfer From	Adjusted Total Allotments	1st Quarter Ending March 31	2nd Quarter Ending June 30	3rd Quarter Ending Sept. 30	4th Quarter Ending Dec. 31	Total
1	2	3	4	5=(3+4)	6	7	8	9	10=[(6+(-)7)-8+9]	11	12	13	14	15=(11+12+13+14)
<b>I. Agency Specific Budget</b>														
Specific Budgets of National Government Agencies	01102101	357,602,907.93	(0.00)	357,602,907.93	357,602,907.93	(0.00)	-	-	357,602,907.93	13,017,524.46	13,775,654.04	-	-	26,793,178.50
Maintenance and Other Operating Expenses		56,218,458.73	(0.00)	56,218,458.73	56,218,458.73	(0.00)	-	-	56,218,458.73	6,566,654.24	8,841,023.20	-	-	15,407,677.44
Traveling Expenses	5020100000	6,075,115.04	1,056,541.91	7,131,656.95	6,075,115.04	1,056,541.91	-	-	7,131,656.95	115,306.00	951,268.51	-	-	1,066,574.51
Traveling Expenses - Local	5020101000	2,888,542.11	128,475.00	3,017,017.11	2,888,542.11	128,475.00	-	-	3,017,017.11	115,306.00	23,201.60	-	-	138,507.60
Traveling Expenses - Local	5020101000	2,888,542.11	128,475.00	3,017,017.11	2,888,542.11	128,475.00	-	-	3,017,017.11	115,306.00	23,201.60	-	-	138,507.60
Traveling Expenses - Foreign	5020102000	3,186,572.93	928,066.91	4,114,639.84	3,186,572.93	928,066.91	-	-	4,114,639.84	-	928,066.91	-	-	928,066.91
Traveling Expenses - Foreign	5020102000	3,186,572.93	928,066.91	4,114,639.84	3,186,572.93	928,066.91	-	-	4,114,639.84	-	928,066.91	-	-	928,066.91
Training and Scholarship Expenses	5020200000	1,161,016.33	146,349.42	1,307,365.75	1,161,016.33	146,349.42	-	-	1,307,365.75	28,735.63	216,850.00	-	-	245,585.63
Training Expenses	5020201000	1,161,016.33	146,349.42	1,307,365.75	1,161,016.33	146,349.42	-	-	1,307,365.75	28,735.63	216,850.00	-	-	245,585.63
Training Expenses	5020201002	1,161,016.33	146,349.42	1,307,365.75	1,161,016.33	146,349.42	-	-	1,307,365.75	28,735.63	216,850.00	-	-	245,585.63
Supplies and Materials Expenses	5020300000	3,125,669.91	5,724,351.00	8,850,020.91	3,125,669.91	5,724,351.00	-	-	8,850,020.91	1,653,599.00	4,510,935.08	-	-	6,164,534.08
Office Supplies Expenses	5020301000	1,307,839.84	667,489.96	1,975,329.80	1,307,839.84	667,489.96	-	-	1,975,329.80	805,310.00	33,420.00	-	-	838,730.00
ICT Office Supplies	5020301001	7,720.46	835,185.00	842,905.46	7,720.46	835,185.00	-	-	842,905.46	804,560.00	32,000.00	-	-	836,560.00
Office Supplies Expenses	5020301002	1,300,119.38	(167,695.04)	1,132,424.34	1,300,119.38	(167,695.04)	-	-	1,132,424.34	750.00	1,420.00	-	-	2,170.00
Accountable Forms Expenses	5020302000	100,000.00	-	100,000.00	100,000.00	-	-	-	100,000.00	-	-	-	-	-
Accountable Forms Expenses	5020302000	100,000.00	-	100,000.00	100,000.00	-	-	-	100,000.00	-	-	-	-	-
Drugs and Medicines Expenses	5020307000	8,211.25	(8,211.25)	-	8,211.25	(8,211.25)	-	-	-	-	-	-	-	-
Drugs and Medicines Expenses	5020307000	8,211.25	(8,211.25)	-	8,211.25	(8,211.25)	-	-	-	-	-	-	-	-
Fuel, Oil and Lubricants Expenses	5020309000	615,352.98	(84,345.11)	531,007.87	615,352.98	(84,345.11)	-	-	531,007.87	14,700.00	-	-	-	14,700.00
Fuel, Oil and Lubricants Expenses	5020309000	615,352.98	(84,345.11)	531,007.87	615,352.98	(84,345.11)	-	-	531,007.87	14,700.00	-	-	-	14,700.00
Semi-Expendable Machinery and Equipment Expenses	5020321000	-	2,896,079.00	2,896,079.00	-	2,896,079.00	-	-	2,896,079.00	693,964.00	2,202,115.00	-	-	2,896,079.00
Information and Communications Technology Equip	5020321003	-	2,666,279.00	2,666,279.00	-	2,666,279.00	-	-	2,666,279.00	693,964.00	1,972,315.00	-	-	2,666,279.00
Communications Equipment	5020321007	-	229,800.00	229,800.00	-	229,800.00	-	-	229,800.00	-	229,800.00	-	-	229,800.00
Semi-Expendable Furniture, Fixtures and Books Expenses	5020322000	51,000.00	41,225.00	92,225.00	51,000.00	41,225.00	-	-	92,225.00	8,225.00	33,000.00	-	-	41,225.00
Furniture and Fixtures	5020322001	51,000.00	8,225.00	59,225.00	51,000.00	8,225.00	-	-	59,225.00	8,225.00	-	-	-	8,225.00
Books	5020322002	-	33,000.00	33,000.00	-	33,000.00	-	-	33,000.00	-	33,000.00	-	-	33,000.00
Other Supplies and Materials Expenses	5020399000	1,043,265.84	2,212,113.40	3,255,379.24	1,043,265.84	2,212,113.40	-	-	3,255,379.24	131,400.00	2,242,400.08	-	-	2,373,800.08
Other Supplies and Materials Expenses	5020399000	1,043,265.84	2,212,113.40	3,255,379.24	1,043,265.84	2,212,113.40	-	-	3,255,379.24	131,400.00	2,242,400.08	-	-	2,373,800.08
Utility Expenses	5020400000	1,146,598.38	(193,251.25)	953,347.13	1,146,598.38	(193,251.25)	-	-	953,347.13	-	-	-	-	-
Water Expenses	5020401000	276,285.73	2,200.00	278,485.73	276,285.73	2,200.00	-	-	278,485.73	-	-	-	-	-
Water Expenses	5020401000	276,285.73	2,200.00	278,485.73	276,285.73	2,200.00	-	-	278,485.73	-	-	-	-	-
Electricity Expenses	5020402000	870,312.65	(195,451.25)	674,861.40	870,312.65	(195,451.25)	-	-	674,861.40	-	-	-	-	-
Electricity Expenses	5020402000	870,312.65	(195,451.25)	674,861.40	870,312.65	(195,451.25)	-	-	674,861.40	-	-	-	-	-
Communication Expenses	5020500000	891,008.86	206,803.02	1,097,811.88	891,008.86	206,803.02	-	-	1,097,811.88	244,429.27	70,563.37	-	-	314,992.64
Postage and Courier Services	5020501000	156,718.08	79,868.30	236,586.38	156,718.08	79,868.30	-	-	236,586.38	87,289.48	10,836.09	-	-	98,125.57
Postage and Courier Services	5020501000	156,718.08	79,868.30	236,586.38	156,718.08	79,868.30	-	-	236,586.38	87,289.48	10,836.09	-	-	98,125.57
Telephone Expenses	5020502000	371,171.63	186,534.72	557,706.35	371,171.63	186,534.72	-	-	557,706.35	157,139.79	59,727.28	-	-	216,867.07
Mobile	5020502001	236,075.24	186,809.72	422,884.96	236,075.24	186,809.72	-	-	422,884.96	157,139.79	59,727.28	-	-	216,867.07
Landline	5020502002	135,096.39	(275.00)	134,821.39	135,096.39	(275.00)	-	-	134,821.39	-	-	-	-	-
Internet Subscription Expenses	5020503000	363,119.15	(59,600.00)	303,519.15	363,119.15	(59,600.00)	-	-	303,519.15	-	-	-	-	-
Internet Subscription Expenses	5020503000	363,119.15	(59,600.00)	303,519.15	363,119.15	(59,600.00)	-	-	303,519.15	-	-	-	-	-
Confidential, Intelligence and Extraordinary Expenses	5021000000	1,604,000.00	(1,625.00)	1,602,375.00	1,604,000.00	(1,625.00)	-	-	1,602,375.00	9,677.42	10,838.71	-	-	20,516.13
Confidential Expenses	5021001000	1,000,000.00	-	1,000,000.00	1,000,000.00	-	-	-	1,000,000.00	-	-	-	-	-
Confidential Expenses	5021001000	1,000,000.00	-	1,000,000.00	1,000,000.00	-	-	-	1,000,000.00	-	-	-	-	-
Extraordinary and Miscellaneous Expenses	5021003000	604,000.00	(1,625.00)	602,375.00	604,000.00	(1,625.00)	-	-	602,375.00	9,677.42	10,838.71	-	-	20,516.13
Extraordinary and Miscellaneous Expenses	5021003000	604,000.00	(1,625.00)	602,375.00	604,000.00	(1,625.00)	-	-	602,375.00	9,677.42	10,838.71	-	-	20,516.13



Department : Department of Finance (DOF)  
 Agency : Office of the Secretary  
 Operating Unit : N/A  
 Organization Code (UACS) : 110010000000  
 Funding Source Code (as clustered) : 01 - Regular Agency Fund

Authorization: 02 - Continuing Appropriations

Particulars	UACS CODE	Current Year Disbursements					Balances			
		1st Quarter Ending March 31	2nd Quarter Ending June 30	3rd Quarter Ending Sept. 30	4th Quarter Ending Dec. 31	Total	Unreleased Appropriations	Unobligated Allotment	Unpaid Obligations (15-20) = (23+24)	
		16	17	18	19	20=(16+17+18+19)	21=(5-10)	22=(10-15)	Due and Demandable	Not Yet Due and Demandable
<b>I. Agency Specific Budget</b>										
<b>Specific Budgets of National Government Agencies</b>	<b>01102101</b>	<b>4,495,001.70</b>	<b>13,109,299.31</b>	-	-	<b>17,604,301.01</b>	-	<b>330,809,729.43</b>	<b>9,188,877.49</b>	-
<b>Maintenance and Other Operating Expenses</b>		<b>2,222,734.26</b>	<b>5,782,362.49</b>	-	-	<b>8,005,096.75</b>	-	<b>40,810,781.29</b>	<b>7,402,580.69</b>	-
<b>Traveling Expenses</b>	<b>5020100000</b>	<b>113,198.00</b>	<b>950,576.51</b>	-	-	<b>1,063,774.51</b>	-	<b>6,065,082.44</b>	<b>2,800.00</b>	-
Traveling Expenses - Local	5020101000	113,198.00	22,509.60	-	-	135,707.60	-	2,878,509.51	2,800.00	-
Traveling Expenses - Local	5020101000	113,198.00	22,509.60	-	-	135,707.60	-	2,878,509.51	2,800.00	-
Traveling Expenses - Foreign	5020102000	-	928,066.91	-	-	928,066.91	-	3,186,572.93	-	-
Traveling Expenses - Foreign	5020102000	-	928,066.91	-	-	928,066.91	-	3,186,572.93	-	-
<b>Training and Scholarship Expenses</b>	<b>5020200000</b>	<b>28,735.63</b>	<b>71,850.00</b>	-	-	<b>100,585.63</b>	-	<b>1,061,780.12</b>	<b>145,000.00</b>	-
Training Expenses	5020201000	28,735.63	71,850.00	-	-	100,585.63	-	1,061,780.12	145,000.00	-
Training Expenses	5020201002	28,735.63	71,850.00	-	-	100,585.63	-	1,061,780.12	145,000.00	-
<b>Supplies and Materials Expenses</b>	<b>5020300000</b>	<b>15,450.00</b>	<b>2,449,634.00</b>	-	-	<b>2,465,084.00</b>	-	<b>2,685,486.83</b>	<b>3,699,450.08</b>	-
Office Supplies Expenses	5020301000	750.00	261,300.00	-	-	262,050.00	-	1,136,599.80	576,680.00	-
ICT Office Supplies	5020301001	-	261,300.00	-	-	261,300.00	-	6,345.46	575,260.00	-
Office Supplies Expenses	5020301002	750.00	-	-	-	750.00	-	1,130,254.34	1,420.00	-
Accountable Forms Expenses	5020302000	-	-	-	-	-	-	100,000.00	-	-
Accountable Forms Expenses	5020302000	-	-	-	-	-	-	100,000.00	-	-
Drugs and Medicines Expenses	5020307000	-	-	-	-	-	-	-	-	-
Drugs and Medicines Expenses	5020307000	-	-	-	-	-	-	-	-	-
Fuel, Oil and Lubricants Expenses	5020309000	14,700.00	-	-	-	14,700.00	-	516,307.87	-	-
Fuel, Oil and Lubricants Expenses	5020309000	14,700.00	-	-	-	14,700.00	-	516,307.87	-	-
Semi-Expendable Machinery and Equipment Expenses	5020321000	-	858,909.00	-	-	858,909.00	-	-	2,037,170.00	-
Information and Communications Technology Equip	5020321003	-	858,909.00	-	-	858,909.00	-	-	1,807,370.00	-
Communications Equipment	5020321007	-	-	-	-	-	-	-	229,800.00	-
Semi-Expendable Furniture, Fixtures and Books Expenses	5020322000	-	24,725.00	-	-	24,725.00	-	51,000.00	16,500.00	-
Furniture and Fixtures	5020322001	-	8,225.00	-	-	8,225.00	-	51,000.00	-	-
Books	5020322002	-	16,500.00	-	-	16,500.00	-	-	16,500.00	-
Other Supplies and Materials Expenses	5020399000	-	1,304,700.00	-	-	1,304,700.00	-	881,579.16	1,069,100.08	-
Other Supplies and Materials Expenses	5020399000	-	1,304,700.00	-	-	1,304,700.00	-	881,579.16	1,069,100.08	-
<b>Utility Expenses</b>	<b>5020400000</b>	-	-	-	-	-	-	<b>953,347.13</b>	-	-
Water Expenses	5020401000	-	-	-	-	-	-	278,485.73	-	-
Water Expenses	5020401000	-	-	-	-	-	-	278,485.73	-	-
Electricity Expenses	5020402000	-	-	-	-	-	-	674,861.40	-	-
Electricity Expenses	5020402000	-	-	-	-	-	-	674,861.40	-	-
<b>Communication Expenses</b>	<b>5020500000</b>	<b>241,824.60</b>	<b>70,563.37</b>	-	-	<b>312,387.97</b>	-	<b>782,819.24</b>	<b>2,604.67</b>	-
Postage and Courier Services	5020501000	85,912.08	10,836.09	-	-	96,748.17	-	138,460.81	1,377.40	-
Postage and Courier Services	5020501000	85,912.08	10,836.09	-	-	96,748.17	-	138,460.81	1,377.40	-
Telephone Expenses	5020502000	155,912.52	59,727.28	-	-	215,639.80	-	340,839.28	1,227.27	-
Mobile	5020502001	155,912.52	59,727.28	-	-	215,639.80	-	206,017.89	1,227.27	-
Landline	5020502002	-	-	-	-	-	-	134,821.39	-	-
Internet Subscription Expenses	5020503000	-	-	-	-	-	-	303,519.15	-	-
Internet Subscription Expenses	5020503000	-	-	-	-	-	-	303,519.15	-	-
<b>Confidential, Intelligence and Extraordinary Expenses</b>	<b>5021000000</b>	<b>9,677.42</b>	<b>10,838.71</b>	-	-	<b>20,516.13</b>	-	<b>1,581,858.87</b>	-	-
Confidential Expenses	5021001000	-	-	-	-	-	-	1,000,000.00	-	-
Confidential Expenses	5021001000	-	-	-	-	-	-	1,000,000.00	-	-
Extraordinary and Miscellaneous Expenses	5021003000	9,677.42	10,838.71	-	-	20,516.13	-	581,858.87	-	-
Extraordinary and Miscellaneous Expenses	5021003000	9,677.42	10,838.71	-	-	20,516.13	-	581,858.87	-	-



**SUMMARY OF APPROPRIATIONS, ALLOTMENTS, OBLIGATIONS, DISBURSEMENTS AND BALANCES BY OBJECT OF EXPENDITURES**  
As of the Quarter Ending June 30, 2017

Department : Department of Finance (DOF)  
Agency : Office of the Secretary  
Operating Unit : N/A  
Organization Code (UACS) : 110010000000  
Funding Source Code (as clustered) : 01 - Regular Agency Fund

Particulars	UACS CODE	Appropriation			Allotments					Current Year Obligations				
		Authorized Appropriation	Adjustments (Transfer To/From Realignment)	Adjusted Appropriations	Allotments Received	Adjustments (Withdrawal, Realignment)	Transfer To	Transfer From	Adjusted Total Allotments	1st Quarter Ending March 31	2nd Quarter Ending June 30	3rd Quarter Ending Sept. 30	4th Quarter Ending Dec. 31	Total
1	2	3	4	5=(3+4)	6	7	8	9	10=[(6+(-)7)-8+9]	11	12	13	14	15=(11+12+13+14)
<b>Professional Services</b>	<b>5021100000</b>	<b>2,959,894.73</b>	<b>(456,756.80)</b>	<b>2,503,137.93</b>	<b>2,959,894.73</b>	<b>(456,756.80)</b>	-	-	<b>2,503,137.93</b>	<b>363,642.86</b>	<b>163,754.68</b>	-	-	<b>527,397.54</b>
Legal Services	5021101000	792.00	-	792.00	792.00	-	-	-	792.00	-	-	-	-	-
Legal Services	5021101000	792.00	-	792.00	792.00	-	-	-	792.00	-	-	-	-	-
Consultancy Services	5021103000	133,313.42	223,659.98	356,973.40	133,313.42	223,659.98	-	-	356,973.40	353,642.86	-	-	-	353,642.86
Consultancy Services	5021103002	133,313.42	223,659.98	356,973.40	133,313.42	223,659.98	-	-	396,973.40	353,642.86	-	-	-	353,642.86
Other Professional Services	5021199000	2,825,789.31	(720,416.78)	2,105,372.53	2,825,789.31	(720,416.78)	-	-	2,105,372.53	10,000.00	163,754.68	-	-	173,754.68
Other Professional Services	5021199000	2,825,789.31	(720,416.78)	2,105,372.53	2,825,789.31	(720,416.78)	-	-	2,105,372.53	10,000.00	163,754.68	-	-	173,754.68
<b>General Services</b>	<b>5021200000</b>	<b>162,237.57</b>	-	<b>162,237.57</b>	<b>162,237.57</b>	-	-	-	<b>162,237.57</b>	-	-	-	-	-
Janitorial Services	5021202000	111,237.57	-	111,237.57	111,237.57	-	-	-	111,237.57	-	-	-	-	-
Janitorial Services	5021202000	111,237.57	-	111,237.57	111,237.57	-	-	-	111,237.57	-	-	-	-	-
Security Services	5021203000	51,000.00	-	51,000.00	51,000.00	-	-	-	51,000.00	-	-	-	-	-
Security Services	5021203000	51,000.00	-	51,000.00	51,000.00	-	-	-	51,000.00	-	-	-	-	-
<b>Repairs and Maintenance</b>	<b>5021300000</b>	<b>86,313.14</b>	-	<b>86,313.14</b>	<b>86,313.14</b>	-	-	-	<b>86,313.14</b>	<b>500.00</b>	-	-	-	<b>500.00</b>
Repairs and Maintenance - Buildings and Other Structures	5021304000	6,000.00	-	6,000.00	6,000.00	-	-	-	6,000.00	-	-	-	-	-
Buildings	5021304001	6,000.00	-	6,000.00	6,000.00	-	-	-	6,000.00	-	-	-	-	-
Repairs and Maintenance - Machinery and Equipment	5021305000	14,400.00	-	14,400.00	14,400.00	-	-	-	14,400.00	-	-	-	-	-
Office Equipment	5021305002	2,100.00	-	2,100.00	2,100.00	-	-	-	2,100.00	-	-	-	-	-
Information and Communication Technology Equipment	5021305003	6,300.00	-	6,300.00	6,300.00	-	-	-	6,300.00	-	-	-	-	-
Other Machinery and Equipment	5021305099	6,000.00	-	6,000.00	6,000.00	-	-	-	6,000.00	-	-	-	-	-
Repairs and Maintenance - Transportation Equipment	5021306000	65,913.14	-	65,913.14	65,913.14	-	-	-	65,913.14	500.00	-	-	-	500.00
Motor Vehicles	5021306001	65,913.14	-	65,913.14	65,913.14	-	-	-	65,913.14	500.00	-	-	-	500.00
<b>Taxes, Insurance Premiums and Other Fees</b>	<b>5021500000</b>	<b>7,251,527.35</b>	<b>(469,132.28)</b>	<b>6,782,395.07</b>	<b>7,251,527.35</b>	<b>(469,132.28)</b>	-	-	<b>6,782,395.07</b>	-	-	-	-	-
Taxes, Duties and Licenses	5021501000	7,238,180.47	(467,100.00)	6,771,080.47	7,238,180.47	(467,100.00)	-	-	6,771,080.47	-	-	-	-	-
Taxes, Duties and Licenses	5021501001	7,238,180.47	(467,100.00)	6,771,080.47	7,238,180.47	(467,100.00)	-	-	6,771,080.47	-	-	-	-	-
Fidelity Bond Premiums	5021502000	1,244.77	-	1,244.77	1,244.77	-	-	-	1,244.77	-	-	-	-	-
Fidelity Bond Premiums	5021502000	1,244.77	-	1,244.77	1,244.77	-	-	-	1,244.77	-	-	-	-	-
Insurance Expenses	5021503000	12,102.11	(2,032.28)	10,069.83	12,102.11	(2,032.28)	-	-	10,069.83	-	-	-	-	-
Insurance Expenses	5021503000	12,102.11	(2,032.28)	10,069.83	12,102.11	(2,032.28)	-	-	10,069.83	-	-	-	-	-
<b>Other Maintenance and Operating Expenses</b>	<b>5029900000</b>	<b>31,755,077.42</b>	<b>(5,973,280.02)</b>	<b>25,781,797.40</b>	<b>31,755,077.42</b>	<b>(5,973,280.02)</b>	-	-	<b>25,781,797.40</b>	<b>4,150,764.06</b>	<b>2,916,812.85</b>	-	-	<b>7,067,576.91</b>
Advertising Expenses	5029901000	52,000.00	-	52,000.00	52,000.00	-	-	-	52,000.00	-	-	-	-	-
Advertising Expenses	5029901000	52,000.00	-	52,000.00	52,000.00	-	-	-	52,000.00	-	-	-	-	-
Printing and Publication Expenses	5029902000	112,000.00	-	112,000.00	112,000.00	-	-	-	112,000.00	-	-	-	-	-
Printing and Publication Expenses	5029902000	112,000.00	-	112,000.00	112,000.00	-	-	-	112,000.00	-	-	-	-	-
Representation Expenses	5029903000	42,722.00	179,134.31	221,856.31	42,722.00	179,134.31	-	-	221,856.31	65,384.31	113,750.00	-	-	179,134.31
Representation Expenses	5029903000	42,722.00	179,134.31	221,856.31	42,722.00	179,134.31	-	-	221,856.31	65,384.31	113,750.00	-	-	179,134.31
Rent/Lease Expenses	5029905000	9,683,848.43	362,860.81	10,046,709.24	9,683,848.43	362,860.81	-	-	10,046,709.24	2,528,040.00	190,414.85	-	-	2,718,454.85
Rents - Building and Structures	5029905001	896,742.05	(200,000.00)	696,742.05	896,742.05	(200,000.00)	-	-	696,742.05	-	-	-	-	-
Rents - Motor Vehicles	5029905003	1,309,000.00	2,128,040.00	3,437,040.00	1,309,000.00	2,128,040.00	-	-	3,437,040.00	2,528,040.00	(266,200.00)	-	-	2,261,840.00
Rents - Equipment	5029905004	7,478,106.38	(2,007,879.19)	5,470,227.19	7,478,106.38	(2,007,879.19)	-	-	5,470,227.19	-	23,814.85	-	-	23,814.85
Rents - Living Quarters	5029905005	-	442,700.00	442,700.00	-	442,700.00	-	-	442,700.00	-	432,800.00	-	-	432,800.00
Membership Dues and Contributions to Organizations	5029906000	1,905,000.00	-	1,905,000.00	1,905,000.00	-	-	-	1,905,000.00	-	-	-	-	-
Membership Dues and Contributions to Organizations	5029906000	1,905,000.00	-	1,905,000.00	1,905,000.00	-	-	-	1,905,000.00	-	-	-	-	-
Subscription Expenses	5029907000	907,965.31	(96,880.00)	811,085.31	907,965.31	(96,880.00)	-	-	811,085.31	-	-	-	-	-
Other Subscription Expenses	5029907099	907,965.31	(96,880.00)	811,085.31	907,965.31	(96,880.00)	-	-	811,085.31	-	-	-	-	-
Other Maintenance and Operating Expenses	5029999000	19,051,541.68	(6,418,395.14)	12,633,146.54	19,051,541.68	(6,418,395.14)	-	-	12,633,146.54	1,557,339.75	2,612,648.00	-	-	4,169,987.75
Other Maintenance and Operating Expenses	5029999099	19,051,541.68	(6,418,395.14)	12,633,146.54	19,051,541.68	(6,418,395.14)	-	-	12,633,146.54	1,557,339.75	2,612,648.00	-	-	4,169,987.75



Department : Department of Finance (DOF)  
 Agency : Office of the Secretary  
 Operating Unit : N/A  
 Organization Code (UACS) : 110010000000  
 Funding Source Code (as clustered) : 01 - Regular Agency Fund

Authorization: 02 - Continuing Appropriations

Particulars	UACS CODE	Current Year Disbursements					Balances			
		1st Quarter Ending March 31	2nd Quarter Ending June 30	3rd Quarter Ending Sept. 30	4th Quarter Ending Dec. 31	Total	Unreleased Appropriations	Unobligated Allotment	Unpaid Obligations (15-20) = (23+24)	
		16	17	18	19	20=(16+17+18+19)	21=(5-10)	22=(10-15)	Due and Demandable	Not Yet Due and Demandable
1	2	16	17	18	19	20=(16+17+18+19)	21=(5-10)	22=(10-15)	23	24
<b>Professional Services</b>	<b>5021100000</b>	<b>245,642.86</b>	<b>10,967.74</b>	-	-	<b>256,610.60</b>	-	<b>1,935,740.39</b>	<b>270,786.94</b>	-
Legal Services	5021101000	-	-	-	-	-	-	792.00	-	-
Legal Services	5021101000	-	-	-	-	-	-	792.00	-	-
Consultancy Services	5021103000	235,642.86	10,967.74	-	-	246,610.60	-	3,330.54	107,032.26	-
Consultancy Services	5021103002	235,642.86	10,967.74	-	-	246,610.60	-	3,330.54	107,032.26	-
Other Professional Services	5021199000	10,000.00	-	-	-	10,000.00	-	1,931,617.85	163,754.68	-
Other Professional Services	5021199000	10,000.00	-	-	-	10,000.00	-	1,931,617.85	163,754.68	-
<b>General Services</b>	<b>5021200000</b>	-	-	-	-	-	-	<b>162,237.57</b>	-	-
Janitorial Services	5021202000	-	-	-	-	-	-	111,237.57	-	-
Janitorial Services	5021202000	-	-	-	-	-	-	111,237.57	-	-
Security Services	5021203000	-	-	-	-	-	-	51,000.00	-	-
Security Services	5021203000	-	-	-	-	-	-	51,000.00	-	-
<b>Repairs and Maintenance</b>	<b>5021300000</b>	<b>500.00</b>	-	-	-	<b>500.00</b>	-	<b>85,813.14</b>	-	-
Repairs and Maintenance - Buildings and Other Structures	5021304000	-	-	-	-	-	-	6,000.00	-	-
Buildings	5021304001	-	-	-	-	-	-	6,000.00	-	-
Repairs and Maintenance - Machinery and Equipment	5021305000	-	-	-	-	-	-	14,400.00	-	-
Office Equipment	5021305002	-	-	-	-	-	-	2,100.00	-	-
Information and Communication Technology Equipm	5021305003	-	-	-	-	-	-	6,300.00	-	-
Other Machinery and Equipment	5021305099	-	-	-	-	-	-	6,000.00	-	-
Repairs and Maintenance - Transportation Equipment	5021306000	500.00	-	-	-	500.00	-	65,413.14	-	-
Motor Vehicles	5021306001	500.00	-	-	-	500.00	-	65,413.14	-	-
<b>Taxes, Insurance Premiums and Other Fees</b>	<b>5021500000</b>	-	-	-	-	-	-	<b>6,782,395.07</b>	-	-
Taxes, Duties and Licenses	5021501000	-	-	-	-	-	-	6,771,080.47	-	-
Taxes, Duties and Licenses	5021501001	-	-	-	-	-	-	6,771,080.47	-	-
Fidelity Bond Premiums	5021502000	-	-	-	-	-	-	1,244.77	-	-
Fidelity Bond Premiums	5021502000	-	-	-	-	-	-	1,244.77	-	-
Insurance Expenses	5021503000	-	-	-	-	-	-	10,069.83	-	-
Insurance Expenses	5021503000	-	-	-	-	-	-	10,069.83	-	-
<b>Other Maintenance and Operating Expenses</b>	<b>5029900000</b>	<b>1,567,705.75</b>	<b>2,217,932.16</b>	-	-	<b>3,785,637.91</b>	-	<b>18,714,220.49</b>	<b>3,281,939.00</b>	-
Advertising Expenses	5029901000	-	-	-	-	-	-	52,000.00	-	-
Advertising Expenses	5029901000	-	-	-	-	-	-	52,000.00	-	-
Printing and Publication Expenses	5029902000	-	-	-	-	-	-	112,000.00	-	-
Printing and Publication Expenses	5029902000	-	-	-	-	-	-	112,000.00	-	-
Representation Expenses	5029903000	10,366.00	147,577.31	-	-	157,943.31	-	42,722.00	21,191.00	-
Representation Expenses	5029903000	10,366.00	147,577.31	-	-	157,943.31	-	42,722.00	21,191.00	-
Rent/Lease Expenses	5029905000	-	1,962,354.85	-	-	1,962,354.85	-	7,328,254.39	756,100.00	-
Rents - Building and Structures	5029905001	-	-	-	-	0	-	696,742.05	-	-
Rents - Motor Vehicles	5029905003	-	1,505,740.00	-	-	1,505,740.00	-	1,175,200.00	756,100.00	-
Rents - Equipment	5029905004	-	23,814.85	-	-	23,814.85	-	5,446,412.34	-	-
Rents - Living Quarters	5029905005	-	432,800.00	-	-	432,800.00	-	9,900.00	-	-
Membership Dues and Contributions to Organizations	5029906000	-	-	-	-	-	-	1,905,000.00	-	-
Membership Dues and Contributions to Organization	5029906000	-	-	-	-	-	-	1,905,000.00	-	-
Subscription Expenses	5029907000	-	-	-	-	-	-	811,085.31	-	-
Other Subscription Expenses	5029907099	-	-	-	-	-	-	811,085.31	-	-
Other Maintenance and Operating Expenses	5029999000	1,557,339.75	108,000.00	-	-	1,665,339.75	-	8,463,158.79	2,504,648.00	-
Other Maintenance and Operating Expenses	5029999099	1,557,339.75	108,000.00	-	-	1,665,339.75	-	8,463,158.79	2,504,648.00	-




**SUMMARY OF APPROPRIATIONS, ALLOTMENTS, OBLIGATIONS, DISBURSEMENTS AND BALANCES BY OBJECT OF EXPENDITURES**  
As of the Quarter Ending June 30, 2017

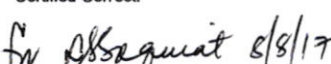
Department : Department of Finance (DOF)  
Agency : Office of the Secretary  
Operating Unit : N/A  
Organization Code (UACS) : 110010000000  
Funding Source Code (as clustered) : 01 - Regular Agency Fund

Particulars	UACS CODE	Appropriation			Allotments					Current Year Obligations				
		Authorized Appropriation	Adjustments (Transfer To/From Realignment)	Adjusted Appropriations	Allotments Received	Adjustments (Withdrawal, Realignment)	Transfer To	Transfer From	Adjusted Total Allotments	1st Quarter Ending March 31	2nd Quarter Ending June 30	3rd Quarter Ending Sept. 30	4th Quarter Ending Dec. 31	Total
1	2	3	4	5=(3+4)	6	7	8	9	10=[(6+(-)7)-8+9]	11	12	13	14	15=(11+12+13+14)
Capital Outlays		301,384,449.20	-	301,384,449.20	301,384,449.20	-	-	-	301,384,449.20	6,450,870.22	4,934,630.84	-	-	11,385,501.06
Property, Plant and Equipment Outlay	5060400000	301,384,449.20	-	301,384,449.20	301,384,449.20	-	-	-	301,384,449.20	6,450,870.22	4,934,630.84	-	-	11,385,501.06
Buildings and Other Structures	5060404000	300,000,000.00	-	300,000,000.00	300,000,000.00	-	-	-	300,000,000.00	6,156,770.22	4,934,630.84	-	-	11,091,401.06
Buildings	5060404001	300,000,000.00	-	300,000,000.00	300,000,000.00	-	-	-	300,000,000.00	6,156,770.22	4,934,630.84	-	-	11,091,401.06
Machinery and Equipment Outlay	5060405000	1,384,449.20	-	1,384,449.20	1,384,449.20	-	-	-	1,384,449.20	294,100.00	-	-	-	294,100.00
Information and Communication Technology Equipment	5060405003	1,384,449.20	-	1,384,449.20	1,384,449.20	-	-	-	1,384,449.20	294,100.00	-	-	-	294,100.00
GRAND TOTAL		-	-	-	-	-	-	-	-	-	-	-	-	-
Grand Total		357,602,907.93	-	357,602,907.93	357,602,907.93	-	-	-	357,602,907.93	13,017,524.46	13,775,654.04	-	-	26,793,178.50

Certified Correct:

  
MARICEL V. ESCOBAR  
OIC, Budget Division


Certified Correct:

  
LOLITA R. VERDADERO  
Chief Accountant

Recommending Approval:

  
MA. LOURDES V. DEDAL  
Director IV, Central Financial Management Office

Approved by:

  
GIL S. BELTRAN  
Undersecretary



Department : Department of Finance (DOF)  
 Agency : Office of the Secretary  
 Operating Unit : N/A  
 Organization Code (UACS) : 110010000000  
 Funding Source Code (as clustered) : 01 - Regular Agency Fund

Authorization: 02 - Continuing Appropriations

Particulars	UACS CODE	Current Year Disbursements					Balances			
		1st Quarter Ending March 31	2nd Quarter Ending June 30	3rd Quarter Ending Sept. 30	4th Quarter Ending Dec. 31	Total	Unreleased Appropriations	Unobligated Allotment	Unpaid Obligations (15-20) = (23+24)	
									Due and Demandable	Not Yet Due and Demandable
1	2	16	17	18	19	20=(16+17+18+19)	21=(5-10)	22=(10-15)	23	24
Capital Outlays		2,272,267.44	7,326,936.82	-	-	9,599,204.26	-	289,998,948.14	1,786,296.80	-
Property, Plant and Equipment Outlay	5060400000	2,272,267.44	7,326,936.82	-	-	9,599,204.26	-	289,998,948.14	1,786,296.80	-
Buildings and Other Structures	5060404000	2,272,267.44	7,161,436.82	-	-	9,433,704.26	-	288,908,598.94	1,657,696.80	-
Buildings	5060404001	2,272,267.44	7,161,436.82	-	-	9,433,704.26	-	288,908,598.94	1,657,696.80	-
Machinery and Equipment Outlay	5060405000	-	165,500.00	-	-	165,500.00	-	1,090,349.20	128,600.00	-
Information and Communication Technology Equipment	5060405003	-	165,500.00	-	-	165,500.00	-	1,090,349.20	128,600.00	-
GRAND TOTAL		-	-	-	-	-	-	-	-	-
Grand Total		4,495,001.70	13,109,299.31	-	-	17,604,301.01	-	330,809,729.43	9,188,877.49	-

This report was generated using the Unified Reporting System



**SUMMARY OF APPROPRIATIONS, ALLOTMENTS, OBLIGATIONS, DISBURSEMENTS AND BALANCES BY OBJECT OF EXPENDITURES**  
As of the Quarter Ending June 30, 2017

Department : Department of Finance (DOF)  
Agency : Office of the Secretary  
Operating Unit : N/A  
Organization Code (UACS) : 110010000000  
Funding Source Code (as clustered) : 04 - Special Account - Foreign Assisted/Grant

Particulars	UACS CODE	Appropriation			Allotments					Current Year Obligations				
		Authorized Appropriation	Adjustments (Transfer To/From Realignment)	Adjusted Appropriations	Allotments Received	Adjustments (Withdrawal, Realignment)	Transfer To	Transfer From	Adjusted Total Allotments	1st Quarter Ending March 31	2nd Quarter Ending June 30	3rd Quarter Ending Sept. 30	4th Quarter Ending Dec. 31	Total
1	2	3	4	5=(3+4)	6	7	8	9	10=[(6+(-)-7)-8+9]	11	12	13	14	15=(11+12+13+14)
<b>II. Automatic Appropriations</b>														
Germany	04104161	-	36,128,449.00	36,128,449.00	36,128,449.00	-	-	-	36,128,449.00	1,636,410.00	12,206,339.25	-	-	13,842,749.25
Maintenance and Other Operating Expenses		-	33,742,649.00	33,742,649.00	33,742,649.00	-	-	-	33,742,649.00	1,088,960.00	12,206,339.25	-	-	13,295,299.25
Traveling Expenses	5020100000	-	250,000.00	250,000.00	250,000.00	180,732.03	-	-	430,732.03	-	180,732.03	-	-	180,732.03
Traveling Expenses - Local	5020101000	-	125,000.00	125,000.00	125,000.00	-	-	-	125,000.00	-	-	-	-	-
Traveling Expenses - Local	5020101000	-	125,000.00	125,000.00	125,000.00	-	-	-	125,000.00	-	-	-	-	-
Traveling Expenses - Foreign	5020102000	-	125,000.00	125,000.00	125,000.00	180,732.03	-	-	305,732.03	-	180,732.03	-	-	180,732.03
Traveling Expenses - Foreign	5020102000	-	125,000.00	125,000.00	125,000.00	180,732.03	-	-	305,732.03	-	180,732.03	-	-	180,732.03
Training and Scholarship Expenses	5020200000	-	7,759,000.00	7,759,000.00	7,759,000.00	(198,858.53)	-	-	7,560,141.47	-	1,259,924.99	-	-	1,259,924.99
Training Expenses	5020201000	-	7,759,000.00	7,759,000.00	7,759,000.00	(198,858.53)	-	-	7,560,141.47	-	1,259,924.99	-	-	1,259,924.99
Training Expenses	5020201002	-	7,759,000.00	7,759,000.00	7,759,000.00	(198,858.53)	-	-	7,560,141.47	-	1,259,924.99	-	-	1,259,924.99
Supplies and Materials Expenses	5020300000	-	2,590,000.00	2,590,000.00	2,590,000.00	-	-	-	2,590,000.00	38,960.00	-	-	-	38,960.00
Office Supplies Expenses	5020301000	-	2,500,000.00	2,500,000.00	2,500,000.00	-	-	-	2,500,000.00	-	-	-	-	-
Office Supplies Expenses	5020301002	-	2,500,000.00	2,500,000.00	2,500,000.00	-	-	-	2,500,000.00	-	-	-	-	-
Semi-Expendable Machinery and Equipment Expenses	5020321000	-	-	-	-	38,960.00	-	-	38,960.00	38,960.00	-	-	-	38,960.00
Information and Communications Technology Equip	5020321003	-	-	-	-	22,980.00	-	-	22,980.00	22,980.00	-	-	-	22,980.00
Communications Equipment	5020321007	-	-	-	-	15,980.00	-	-	15,980.00	15,980.00	-	-	-	15,980.00
Other Supplies and Materials Expenses	5020399000	-	90,000.00	90,000.00	90,000.00	(38,960.00)	-	-	51,040.00	-	-	-	-	-
Other Supplies and Materials Expenses	5020399000	-	90,000.00	90,000.00	90,000.00	(38,960.00)	-	-	51,040.00	-	-	-	-	-
Communication Expenses	5020500000	-	470,000.00	470,000.00	470,000.00	-	-	-	470,000.00	-	22,471.01	-	-	22,471.01
Telephone Expenses	5020502000	-	470,000.00	470,000.00	470,000.00	-	-	-	470,000.00	-	22,471.01	-	-	22,471.01
Mobile	5020502001	-	470,000.00	470,000.00	470,000.00	-	-	-	470,000.00	-	22,471.01	-	-	22,471.01
Professional Services	5021100000	-	16,836,749.00	16,836,749.00	16,836,749.00	-	-	-	16,836,749.00	1,050,000.00	10,055,084.72	-	-	11,105,084.72
Consultancy Services	5021103000	-	7,380,000.00	7,380,000.00	7,380,000.00	-	-	-	7,380,000.00	1,050,000.00	5,380,244.00	-	-	6,430,244.00
Consultancy Services	5021103002	-	7,380,000.00	7,380,000.00	7,380,000.00	-	-	-	7,380,000.00	1,050,000.00	5,380,244.00	-	-	6,430,244.00
Other Professional Services	5021199000	-	9,456,749.00	9,456,749.00	9,456,749.00	-	-	-	9,456,749.00	-	4,674,840.72	-	-	4,674,840.72
Other Professional Services	5021199000	-	9,456,749.00	9,456,749.00	9,456,749.00	-	-	-	9,456,749.00	-	4,674,840.72	-	-	4,674,840.72
Repairs and Maintenance	5021300000	-	3,635,000.00	3,635,000.00	3,635,000.00	-	-	-	3,635,000.00	-	-	-	-	-
Repairs and Maintenance - Buildings and Other Structures	5021304000	-	3,000,000.00	3,000,000.00	3,000,000.00	-	-	-	3,000,000.00	-	-	-	-	-
Buildings	5021304001	-	3,000,000.00	3,000,000.00	3,000,000.00	-	-	-	3,000,000.00	-	-	-	-	-
Repairs and Maintenance - Machinery and Equipment	5021305000	-	635,000.00	635,000.00	635,000.00	-	-	-	635,000.00	-	-	-	-	-
Office Equipment	5021305002	-	435,000.00	435,000.00	435,000.00	-	-	-	435,000.00	-	-	-	-	-
Information and Communication Technology Equip	5021305003	-	200,000.00	200,000.00	200,000.00	-	-	-	200,000.00	-	-	-	-	-
Other Maintenance and Operating Expenses	5029900000	-	2,201,900.00	2,201,900.00	2,201,900.00	18,126.50	-	-	2,220,026.50	-	688,126.50	-	-	688,126.50
Advertising Expenses	5029901000	-	-	-	-	-	-	-	0	-	-	-	-	-
Advertising Expenses	5029901000	-	-	-	-	-	-	-	0	-	-	-	-	-
Representation Expenses	5029903000	-	-	-	-	18,126.50	-	-	18,126.50	-	18,126.50	-	-	18,126.50
Representation Expenses	5029903000	-	-	-	-	18,126.50	-	-	18,126.50	-	18,126.50	-	-	18,126.50
Other Maintenance and Operating Expenses	5029999000	-	2,201,900.00	2,201,900.00	2,201,900.00	-	-	-	2,201,900.00	-	670,000.00	-	-	670,000.00
Other Maintenance and Operating Expenses	5029999099	-	2,201,900.00	2,201,900.00	2,201,900.00	-	-	-	2,201,900.00	-	670,000.00	-	-	670,000.00
<b>Capital Outlays</b>		-	2,385,800.00	2,385,800.00	2,385,800.00	-	-	-	2,385,800.00	547,450.00	-	-	-	547,450.00
Property, Plant and Equipment Outlay	5060400000	-	2,385,800.00	2,385,800.00	2,385,800.00	-	-	-	2,385,800.00	547,450.00	-	-	-	547,450.00
Machinery and Equipment Outlay	5060405000	-	2,385,800.00	2,385,800.00	2,385,800.00	-	-	-	2,385,800.00	547,450.00	-	-	-	547,450.00
Office Equipment	5060405002	-	36,500.00	36,500.00	36,500.00	-	-	-	36,500.00	-	-	-	-	-
Information and Communication Technology Equip	5060405003	-	2,349,300.00	2,349,300.00	2,349,300.00	-	-	-	2,349,300.00	547,450.00	-	-	-	547,450.00



Department : Department of Finance (DOF)  
 Agency : Office of the Secretary  
 Operating Unit : N/A  
 Organization Code (UACS) : 110010000000  
 Funding Source Code (as clustered) : 04 - Special Account - Foreign Assisted/Grant

Authorization: 01 - Current Year Appropriations

Particulars	UACS CODE	Current Year Disbursements					Balances			
		1st Quarter Ending March 31	2nd Quarter Ending June 30	3rd Quarter Ending Sept. 30	4th Quarter Ending Dec. 31	Total	Unreleased Appropriations	Unobligated Allotment	Unpaid Obligations (15-20) = (23+24)	
		16	17	18	19	20=(16+17+18+19)	21=(5-10)	22=(10-15)	Due and Demandable	Not Yet Due and Demandable
1	2	16	17	18	19	20=(16+17+18+19)	21=(5-10)	22=(10-15)	23	24
<b>II. Automatic Appropriations</b>										
Germany	04104161	-	4,728,919.99	-	-	4,728,919.99	-	22,285,699.75	9,113,829.26	-
Maintenance and Other Operating Expenses		-	4,206,319.99	-	-	4,206,319.99	-	20,447,349.75	9,088,979.26	-
Traveling Expenses	5020100000	-	180,732.03	-	-	180,732.03	-	250,000.00	-	-
Traveling Expenses - Local	5020101000	-	-	-	-	-	-	125,000.00	-	-
Traveling Expenses - Local	5020101000	-	-	-	-	-	-	125,000.00	-	-
Traveling Expenses - Foreign	5020102000	-	180,732.03	-	-	180,732.03	-	125,000.00	-	-
Traveling Expenses - Foreign	5020102000	-	180,732.03	-	-	180,732.03	-	125,000.00	-	-
Training and Scholarship Expenses	5020200000	-	1,223,816.89	-	-	1,223,816.89	-	6,300,216.48	36,108.10	-
Training Expenses	5020201000	-	1,223,816.89	-	-	1,223,816.89	-	6,300,216.48	36,108.10	-
Training Expenses	5020201002	-	1,223,816.89	-	-	1,223,816.89	-	6,300,216.48	36,108.10	-
Supplies and Materials Expenses	5020300000	-	38,960.00	-	-	38,960.00	-	2,551,040.00	-	-
Office Supplies Expenses	5020301000	-	-	-	-	-	-	2,500,000.00	-	-
Office Supplies Expenses	5020301002	-	-	-	-	-	-	2,500,000.00	-	-
Semi-Expendable Machinery and Equipment Expenses	5020321000	-	38,960.00	-	-	38,960.00	-	-	-	-
Information and Communications Technology Equip	5020321003	-	22,980.00	-	-	22,980.00	-	-	-	-
Communications Equipment	5020321007	-	15,980.00	-	-	15,980.00	-	-	-	-
Other Supplies and Materials Expenses	5020399000	-	-	-	-	-	-	51,040.00	-	-
Other Supplies and Materials Expenses	5020399000	-	-	-	-	-	-	51,040.00	-	-
Communication Expenses	5020500000	-	12,471.07	-	-	12,471.07	-	447,528.99	9,999.94	-
Telephone Expenses	5020502000	-	12,471.07	-	-	12,471.07	-	447,528.99	9,999.94	-
Mobile	5020502001	-	12,471.07	-	-	12,471.07	-	447,528.99	9,999.94	-
Professional Services	5021100000	-	2,415,340.00	-	-	2,415,340.00	-	5,731,664.28	8,689,744.72	-
Consultancy Services	5021103000	-	2,415,340.00	-	-	2,415,340.00	-	949,756.00	4,014,904.00	-
Consultancy Services	5021103002	-	2,415,340.00	-	-	2,415,340.00	-	949,756.00	4,014,904.00	-
Other Professional Services	5021199000	-	-	-	-	-	-	4,781,908.28	4,674,840.72	-
Other Professional Services	5021199000	-	-	-	-	-	-	4,781,908.28	4,674,840.72	-
Repairs and Maintenance	5021300000	-	-	-	-	-	-	3,635,000.00	-	-
Repairs and Maintenance - Buildings and Other Structure	5021304000	-	-	-	-	-	-	3,000,000.00	-	-
Buildings	5021304001	-	-	-	-	-	-	3,000,000.00	-	-
Repairs and Maintenance - Machinery and Equipment	5021305000	-	-	-	-	-	-	635,000.00	-	-
Office Equipment	5021305002	-	-	-	-	-	-	435,000.00	-	-
Information and Communication Technology Equipr	5021305003	-	-	-	-	-	-	200,000.00	-	-
Other Maintenance and Operating Expenses	5029900000	-	335,000.00	-	-	335,000.00	-	1,531,900.00	353,126.50	-
Advertising Expenses	5029901000	-	-	-	-	-	-	-	-	-
Advertising Expenses	5029901000	-	-	-	-	-	-	-	-	-
Representation Expenses	5029903000	-	-	-	-	-	-	-	18,126.50	-
Representation Expenses	5029903000	-	-	-	-	-	-	-	18,126.50	-
Other Maintenance and Operating Expenses	5029999000	-	335,000.00	-	-	335,000.00	-	1,531,900.00	335,000.00	-
Other Maintenance and Operating Expenses	5029999099	-	335,000.00	-	-	335,000.00	-	1,531,900.00	335,000.00	-
Capital Outlays		-	522,600.00	-	-	522,600.00	-	1,838,350.00	24,850.00	-
Property, Plant and Equipment Outlay	5060400000	-	522,600.00	-	-	522,600.00	-	1,838,350.00	24,850.00	-
Machinery and Equipment Outlay	5060405000	-	522,600.00	-	-	522,600.00	-	1,838,350.00	24,850.00	-
Office Equipment	5060405002	-	-	-	-	-	-	36,500.00	-	-
Information and Communication Technology Equipr	5060405003	-	522,600.00	-	-	522,600.00	-	1,801,850.00	24,850.00	-




**SUMMARY OF APPROPRIATIONS, ALLOTMENTS, OBLIGATIONS, DISBURSEMENTS AND BALANCES BY OBJECT OF EXPENDITURES**  
As of the Quarter Ending June 30, 2017

Department : Department of Finance (DOF)  
Agency : Office of the Secretary  
Operating Unit : N/A  
Organization Code (UACS) : 110010000000  
Funding Source Code (as clustered) : 04 - Special Account - Foreign Assisted/Grant

Particulars	UACS CODE	Appropriation			Allotments					Current Year Obligations				
		Authorized Appropriation	Adjustments (Transfer To/From Realignment)	Adjusted Appropriations	Allotments Received	Adjustments (Withdrawal, Realignment)	Transfer To	Transfer From	Adjusted Total Allotments	1st Quarter Ending March 31	2nd Quarter Ending June 30	3rd Quarter Ending Sept. 30	4th Quarter Ending Dec. 31	Total
1	2	3	4	5=(3+4)	6	7	8	9	10=[(6+(-)7)-8+9]	11	12	13	14	15=(11+12+13+14)
International Bank for Reconstruction and Development (IBRD)	04104163	-	40,850,195.00	40,850,195.00	40,850,195.00	-	-	-	40,850,195.00	125,392.89	13,328,621.29	-	-	13,454,014.18
Maintenance and Other Operating Expenses		-	40,850,195.00	40,850,195.00	40,850,195.00	-	-	-	40,850,195.00	125,392.89	13,328,621.29	-	-	13,454,014.18
Traveling Expenses	5020100000	-	-	-	-	2,597,949.42	-	-	2,597,949.42	101,031.75	2,496,527.67	-	-	2,597,559.42
Traveling Expenses - Local	5020101000	-	-	-	-	745,604.40	-	-	745,604.40	101,031.75	644,182.65	-	-	745,214.40
Traveling Expenses - Local	5020101000	-	-	-	-	745,604.40	-	-	745,604.40	101,031.75	644,182.65	-	-	745,214.40
Traveling Expenses - Foreign	5020102000	-	-	-	-	1,852,345.02	-	-	1,852,345.02	-	1,852,345.02	-	-	1,852,345.02
Traveling Expenses - Foreign	5020102000	-	-	-	-	1,852,345.02	-	-	1,852,345.02	-	1,852,345.02	-	-	1,852,345.02
Training and Scholarship Expenses	5020200000	-	5,563,224.00	5,563,224.00	5,563,224.00	-	-	-	5,563,224.00	-	190,400.00	-	-	190,400.00
Training Expenses	5020201000	-	5,563,224.00	5,563,224.00	5,563,224.00	-	-	-	5,563,224.00	-	190,400.00	-	-	190,400.00
Training Expenses	5020201002	-	5,563,224.00	5,563,224.00	5,563,224.00	-	-	-	5,563,224.00	-	190,400.00	-	-	190,400.00
Supplies and Materials Expenses	5020300000	-	-	-	-	193.75	-	-	193.75	-	193.75	-	-	193.75
Office Supplies Expenses	5020301000	-	-	-	-	193.75	-	-	193.75	-	193.75	-	-	193.75
Office Supplies Expenses	5020301002	-	-	-	-	193.75	-	-	193.75	-	193.75	-	-	193.75
Communication Expenses	5020500000	-	240,000.00	240,000.00	240,000.00	(99,002.86)	-	-	140,997.14	4,027.20	5,378.00	-	-	9,405.20
Postage and Courier Services	5020501000	-	120,000.00	120,000.00	120,000.00	-	-	-	120,000.00	-	-	-	-	-
Postage and Courier Services	5020501000	-	120,000.00	120,000.00	120,000.00	-	-	-	120,000.00	-	-	-	-	-
Telephone Expenses	5020502000	-	120,000.00	120,000.00	120,000.00	(100,750.06)	-	-	19,249.94	2,280.00	5,378.00	-	-	7,658.00
Mobile	5020502001	-	120,000.00	120,000.00	120,000.00	(100,750.06)	-	-	19,249.94	2,280.00	5,378.00	-	-	7,658.00
Internet Subscription Expenses	5020503000	-	-	-	-	1,747.20	-	-	1,747.20	1,747.20	-	-	-	1,747.20
Internet Subscription Expenses	5020503000	-	-	-	-	1,747.20	-	-	1,747.20	1,747.20	-	-	-	1,747.20
Professional Services	5021100000	-	12,187,732.00	12,187,732.00	12,187,732.00	-	-	-	12,187,732.00	-	4,012,732.00	-	-	4,012,732.00
Consultancy Services	5021103000	-	12,187,732.00	12,187,732.00	12,187,732.00	(35,000.00)	-	-	12,152,732.00	-	3,987,732.00	-	-	3,987,732.00
Consultancy Services	5021103002	-	12,187,732.00	12,187,732.00	12,187,732.00	(35,000.00)	-	-	12,152,732.00	-	3,987,732.00	-	-	3,987,732.00
Other Professional Services	5021199000	-	-	-	-	35,000.00	-	-	35,000.00	-	25,000.00	-	-	25,000.00
Other Professional Services	5021199000	-	-	-	-	35,000.00	-	-	35,000.00	-	25,000.00	-	-	25,000.00
Other Maintenance and Operating Expenses	5029900000	-	22,859,239.00	22,859,239.00	22,859,239.00	(2,499,140.31)	-	-	20,360,098.69	20,333.94	6,623,389.87	-	-	6,643,723.81
Printing and Publication Expenses	5029902000	-	750,000.00	750,000.00	750,000.00	-	-	-	750,000.00	-	-	-	-	-
Printing and Publication Expenses	5029902000	-	750,000.00	750,000.00	750,000.00	-	-	-	750,000.00	-	-	-	-	-
Representation Expenses	5029903000	-	-	-	-	22,293.94	-	-	22,293.94	19,973.94	2,320.00	-	-	22,293.94
Representation Expenses	5029903000	-	-	-	-	22,293.94	-	-	22,293.94	19,973.94	2,320.00	-	-	22,293.94
Transportation and Delivery Expenses	5029904000	-	180,000.00	180,000.00	180,000.00	-	-	-	180,000.00	-	-	-	-	-
Transportation and Delivery Expenses	5029904000	-	180,000.00	180,000.00	180,000.00	-	-	-	180,000.00	-	-	-	-	-
Rent/Lease Expenses	5029905000	-	180,000.00	180,000.00	180,000.00	248,450.06	-	-	428,450.06	-	392,450.06	-	-	392,450.06
Rents - Motor Vehicles	5029905003	-	-	-	-	135,200.00	-	-	135,200.00	-	135,200.00	-	-	135,200.00
Rents - Equipment	5029905004	-	180,000.00	180,000.00	180,000.00	(144,000.00)	-	-	36,000.00	-	-	-	-	-
Rents - ICT Machinery and Equipment	5029905008	-	-	-	-	257,250.06	-	-	257,250.06	-	257,250.06	-	-	257,250.06
Other Maintenance and Operating Expenses	5029999000	-	21,749,239.00	21,749,239.00	21,749,239.00	(2,769,884.31)	-	-	18,979,354.69	360.00	6,228,619.81	-	-	6,228,979.81
Other Maintenance and Operating Expenses	5029999099	-	21,749,239.00	21,749,239.00	21,749,239.00	(2,769,884.31)	-	-	18,979,354.69	360.00	6,228,619.81	-	-	6,228,979.81
GRAND TOTAL														
Grand Total		-	76,978,644.00	76,978,644.00	76,978,644.00				76,978,644.00	1,761,802.89	25,534,960.54			27,296,763.43


Certified Correct:

  
MARICEL V. ESCOBAR  
OIC, Budget Division


Certified Correct:

  
LOLITA R. VERDADERO  
Chief Accountant

Recommending Approval:

  
MA. LOURDES V. DEDOL  
Director IV, Central Financial Management Office

Approved by:

  
GIL S. BELTRAN  
Undersecretary



Department : Department of Finance (DOF)  
Agency : Office of the Secretary  
Operating Unit : N/A  
Organization Code (UACS) : 110010000000  
Funding Source Code (as clustered) : 04 - Special Account - Foreign Assisted/Grant

Authorization: 01 - Current Year Appropriations

Particulars	UACS CODE	Current Year Disbursements					Balances			
		1st Quarter Ending March 31	2nd Quarter Ending June 30	3rd Quarter Ending Sept. 30	4th Quarter Ending Dec. 31	Total	Unreleased Appropriations	Unobligated Allotment	Unpaid Obligations (15-20) = (23+24)	
		16	17	18	19	20=(16+17+18+19)	21=(5-10)	22=(10-15)	Due and Demandable 23	Not Yet Due and Demandable 24
1	2	16	17	18	19	20=(16+17+18+19)	21=(5-10)	22=(10-15)	23	24
International Bank for Reconstruction and Development (IBRD)	04104163	-	3,866,308.83	-	-	3,866,308.83	-	27,396,180.82	9,587,705.35	-
Maintenance and Other Operating Expenses		-	3,866,308.83	-	-	3,866,308.83	-	27,396,180.82	9,587,705.35	-
Traveling Expenses	5020100000	-	788,975.40	-	-	788,975.40	-	390.00	1,808,584.02	-
Traveling Expenses - Local	5020101000	-	512,444.50	-	-	512,444.50	-	390.00	232,769.90	-
Traveling Expenses - Local	5020101000	-	512,444.50	-	-	512,444.50	-	390.00	232,769.90	-
Traveling Expenses - Foreign	5020102000	-	276,530.90	-	-	276,530.90	-	-	1,575,814.12	-
Traveling Expenses - Foreign	5020102000	-	276,530.90	-	-	276,530.90	-	-	1,575,814.12	-
Training and Scholarship Expenses	5020200000	-	190,400.00	-	-	190,400.00	-	5,372,824.00	-	-
Training Expenses	5020201000	-	190,400.00	-	-	190,400.00	-	5,372,824.00	-	-
Training Expenses	5020201002	-	190,400.00	-	-	190,400.00	-	5,372,824.00	-	-
Supplies and Materials Expenses	5020300000	-	-	-	-	-	-	-	193.75	-
Office Supplies Expenses	5020301000	-	-	-	-	-	-	-	193.75	-
Office Supplies Expenses	5020301002	-	-	-	-	-	-	-	193.75	-
Communication Expenses	5020500000	-	-	-	-	-	-	131,591.94	9,405.20	-
Postage and Courier Services	5020501000	-	-	-	-	-	-	120,000.00	-	-
Postage and Courier Services	5020501000	-	-	-	-	-	-	120,000.00	-	-
Telephone Expenses	5020502000	-	-	-	-	-	-	11,591.94	7,658.00	-
Mobile	5020502001	-	-	-	-	-	-	11,591.94	7,658.00	-
Internet Subscription Expenses	5020503000	-	-	-	-	-	-	-	1,747.20	-
Internet Subscription Expenses	5020503000	-	-	-	-	-	-	-	1,747.20	-
Professional Services	5021100000	-	1,528,635.00	-	-	1,528,635.00	-	8,175,000.00	2,484,097.00	-
Consultancy Services	5021103000	-	1,503,635.00	-	-	1,503,635.00	-	8,165,000.00	2,484,097.00	-
Consultancy Services	5021103002	-	1,503,635.00	-	-	1,503,635.00	-	8,165,000.00	2,484,097.00	-
Other Professional Services	5021199000	-	25,000.00	-	-	25,000.00	-	10,000.00	-	-
Other Professional Services	5021199000	-	25,000.00	-	-	25,000.00	-	10,000.00	-	-
Other Maintenance and Operating Expenses	5029900000	-	1,358,298.43	-	-	1,358,298.43	-	13,716,374.88	5,285,425.38	-
Printing and Publication Expenses	5029902000	-	-	-	-	-	-	750,000.00	-	-
Printing and Publication Expenses	5029902000	-	-	-	-	-	-	750,000.00	-	-
Representation Expenses	5029903000	-	-	-	-	-	-	-	22,293.94	-
Representation Expenses	5029903000	-	-	-	-	-	-	-	22,293.94	-
Transportation and Delivery Expenses	5029904000	-	-	-	-	-	-	180,000.00	-	-
Transportation and Delivery Expenses	5029904000	-	-	-	-	-	-	180,000.00	-	-
Rent/Lease Expenses	5029905000	-	-	-	-	-	-	36,000.00	392,450.06	-
Rents - Motor Vehicles	5029905003	-	-	-	-	-	-	-	135,200.00	-
Rents - Equipment	5029905004	-	-	-	-	-	-	36,000.00	-	-
Rents - ICT Machinery and Equipment	5029905008	-	-	-	-	-	-	-	257,250.06	-
Other Maintenance and Operating Expenses	5029999000	-	1,358,298.43	-	-	1,358,298.43	-	12,750,374.88	4,870,681.38	-
Other Maintenance and Operating Expenses	5029999099	-	1,358,298.43	-	-	1,358,298.43	-	12,750,374.88	4,870,681.38	-
GRAND TOTAL										
Grand Total			8,595,228.82			8,595,228.82		49,681,880.57	18,701,534.61	-

This report was generated using the Unified Reporting System



List of Allotments and Sub-Allotments  
As of the quarter ending June 30, 2017

Authorization :01 - Current Year Appropriations

Department : Department of Finance (DOF)  
Agency : Office of the Secretary  
Operating Unit : N/A  
Organization Code (UACS) : 110010000000  
Funding Source Code (as clustered) : 01 - Regular Agency Fund

No.	Allotments / Sub-Allotments		Funding Source		Allotments					Sub-Allotment to Regions/Operating Units				Total Allotments / Net of Sub-allotments			
	Number	Date	Description	UACS Code	PS	MOOE	CO	FINEX	Total	PS	MOOE	CO	Total	PS	MOOE	CO	Total
1	2	3	4	5	6	7	8	9	10=(6+7+8+9)	11	12	13	15=(11+12+13+14)	16	17	18	20=(16+17+18+19)
<b>A. Allotments Received From DBM</b>																	
1	GAA FY 2017	2017-01-06	Specific Budgets of National Government Agencies	01101101	306,603,000.00	773,473,000.00	405,328,000.00		1,485,404,000.00					306,603,000.00	773,473,000.00	405,328,000.00	1,485,404,000.00
2	GARO No. 2017-1	2017-01-03	Retirement and Life Insurance Premiums	01104102	24,306,000.00				24,306,000.00					24,306,000.00			24,306,000.00
3	SARO-BMB-A-17-0000327	2017-01-24	Pension and Gratuity Fund	01101407	94,823.00				94,823.00					94,823.00			94,823.00
4	SARO-BMB-A-17-0003970	2017-03-23	Pension and Gratuity Fund	01101407	94,698.00				94,698.00					94,698.00			94,698.00
5	SARO-BMB-A-17-0004614	2017-04-04	Pension and Gratuity Fund	01101407	85,598.00				85,598.00					85,598.00			85,598.00
6	SARO-BMB-A-17-0005036	2017-04-11	Specific Budgets of National Government Agencies	01101101	290,062.00				290,062.00					290,062.00			290,062.00
7	SARO-BMB-A-17-0005037	2017-04-11	Pension and Gratuity Fund	01101407	380,100.00				380,100.00					380,100.00			380,100.00
8	SARO-BMB-A-17-0008121	2017-06-07	Specific Budgets of National Government Agencies	01101101	2,890,673.00				2,890,673.00					2,890,673.00			2,890,673.00
9	SARO-BMB-A-17-0008121	2017-08-03															
	<b>Sub-total</b>				<b>334,744,954.00</b>	<b>773,473,000.00</b>	<b>405,328,000.00</b>		<b>1,513,545,954.00</b>					<b>334,744,954.00</b>	<b>773,473,000.00</b>	<b>405,328,000.00</b>	<b>1,513,545,954.00</b>
<b>B. Sub-allotments received from Central Office/Regional Office</b>																	
	<b>Total Allotments</b>				<b>334,744,954.00</b>	<b>773,473,000.00</b>	<b>405,328,000.00</b>		<b>1,513,545,954.00</b>					<b>334,744,954.00</b>	<b>773,473,000.00</b>	<b>405,328,000.00</b>	<b>1,513,545,954.00</b>
<b>Summary by Funding Source Code:</b>																	
			Specific Budgets of National Government Agencies	01101101	309,783,735.00	773,473,000.00	405,328,000.00		1,488,584,735.00					309,783,735.00	773,473,000.00	405,328,000.00	1,488,584,735.00
			Pension and Gratuity Fund	01101407	655,219.00				655,219.00					655,219.00			655,219.00
			Retirement and Life Insurance Premiums	01104102	24,306,000.00				24,306,000.00					24,306,000.00			24,306,000.00

Certified Correct:

MARICEL V. ESCOBAR  
OIC, Budget Division

This report was generated using the Unified Reporting System



**List of Allotments and Sub-Allotments  
As of the quarter ending June 30, 2017**


FAR No. 1-B

Department : Department of Finance (DOF)  
Agency : Office of the Secretary  
Operating Unit : N/A  
Organization Code (UACS) : 110010000000  
Funding Source Code (as clustered) : 01 - Regular Agency Fund

Authorization :02 - Continuing Appropriations

No.	Allotments / Sub-Allotments		Funding Source		Allotments				Sub-Allotment to Regions/Operating Units				Total Allotments / Net of Sub-allotments			
	Number	Date	Description	UACS Code	PS	MOOE	CO	Total	PS	MOOE	CO	Total	PS	MOOE	CO	Total
1	2	3	4	5	6	7	8	10=(6+7+8+9)	11	12	13	15=(11+12+13+14)	16	17	18	20=(16+17+18+19)
	<b>A. Allotments Received From DBM</b>															
1	GAA FY 2016	2016-01-12	Specific Budgets of National Government Agencies	01102101		56,218,458.73	301,384,449.20	357,602,907.93						56,218,458.73	301,384,449.20	357,602,907.93
	Sub-total					56,218,458.73	301,384,449.20	357,602,907.93						56,218,458.73	301,384,449.20	357,602,907.93
	<b>B. Sub-allotments received from Central Office/Regional Office</b>															
	<b>Total Allotments</b>					56,218,458.73	301,384,449.20	357,602,907.93						56,218,458.73	301,384,449.20	357,602,907.93
			<b>Summary by Funding Source Code:</b>													
			Specific Budgets of National Government Agencies	01102101		56,218,458.73	301,384,449.20	357,602,907.93						56,218,458.73	301,384,449.20	357,602,907.93

Certified Correct:

  
**MARICEL V. ESCOBAR**  
OIC, Budget Division

This report was generated using the Unified Reporting System



List of Allotments and Sub-Allotments  
As of the quarter ending June 30, 2017

FAR No. 1-B

Department : Department of Finance (DOF)  
Agency : Office of the Secretary  
Operating Unit : N/A  
Organization Code (UACS) : 110010000000  
Funding Source Code (as clustered) : 04 - Special Acc

Authorization :01 - Current Year Appropriations

No.	Allotments / Sub-Allotments		Funding Source		Allotments				Sub-Allotment to Regions/Operating Units				Total Allotments / Net of Sub-allotments			
	Number	Date	Description	UACS Code	PS	MOOE	CO	Total	PS	MOOE	CO	Total	PS	MOOE	CO	Total
1	2	3	4	5	6	7	8	10=(6+7+8+9)	11	12	13	15=(11+12+13+14)	16	17	18	20=(16+17+18+19)
	<b>A. Allotments Received From DBM</b>															
1	SARO-BMB-A-17-0001041	2017-02-08	Germany	04104161		10,521,900.00	565,000.00	11,086,900.00						10,521,900.00	565,000.00	11,086,900.00
2	SARO-BMB-A-17-0003102	2017-03-10	International Bank for Reconstruction and Development (IBRD)	04104163		40,850,195.00		40,850,195.00						40,850,195.00		40,850,195.00
3	SARO-BMB-A-17-0007046	2017-05-18	Germany	04104161		23,220,749.00	1,820,800.00	25,041,549.00						23,220,749.00	1,820,800.00	25,041,549.00
	Sub-total					74,592,844.00	2,385,800.00	76,978,644.00						74,592,844.00	2,385,800.00	76,978,644.00
	<b>B. Sub-allotments received from Central Office/Regional Office</b>															
	Total Allotments					74,592,844.00	2,385,800.00	76,978,644.00						74,592,844.00	2,385,800.00	76,978,644.00
	<b>Summary by Funding Source Code:</b>															
			International Bank for Reconstruction and Development (IBRD)	04104163		40,850,195.00		40,850,195.00						40,850,195.00		40,850,195.00
			Germany	04104161		33,742,649.00	2,385,800.00	36,128,449.00						33,742,649.00	2,385,800.00	36,128,449.00

Certified Correct:

MARICEL V. ESCOBAR  
OIC, Budget Division

This report was generated using the Unified Reporting System