

STATEMENT OF APPROPRIATIONS, ALLOTMENTS, OBLIGATIONS, DISBURSEMENTS AND BALANCES
As of the Quarter Ending March 31, 2015

Department: Department of Finance
Agency/Operating Unit: Office of the Secretary
Organizational Code (UACS): 11 001 0000000
Funding Source Code (as clustered): 01101101, 01101406, 01101407 & 01104102

| | |
|---|-----------------------------|
| x | Current Year Appropriations |
| | Supplemental Appropriations |
| | Continuing Appropriations |

| Particulars | UACS CODE | Appropriations | | | Allotments | | | | | Current Year Obligations | | | | | Current Year Disbursements | | | | | Balances | | | |
|--|-------------|---------------------------|---|-------------------------|---------------------|---------------------------------------|-------------|---------------|---------------------------|-----------------------------|----------------------------|-----------------------------|----------------------------|------------------|-----------------------------|----------------------------|-----------------------------|----------------------------|------------------|---------------------------|-----------------------|------------------------------------|----------------------------|
| | | Authorized Appropriations | Adjustments (Transfer To/From, Realignment) | Adjusted Appropriations | Allotments Received | Adjustments (Withdrawal, Realignment) | Transfer To | Transfer From | Adjusted Total Allotments | 1st Quarter ending March 31 | 2nd Quarter ending June 30 | 3rd Quarter ending Sept. 30 | 4th Quarter ending Dec. 31 | Total | 1st Quarter ending March 31 | 2nd Quarter ending June 30 | 3rd Quarter ending Sept. 30 | 4th Quarter ending Dec. 31 | Total | Unreleased Appropriations | Unobligated Allotment | Unpaid Obligations (15-20)=(23+24) | |
| | | | | | | | | | | | | | | | | | | | | | | Due and Demandable | Not Yet Due and Demandable |
| 1 | 2 | 3 | 4 | 5=(3+4) | 6 | 7 | 8 | 9 | 10=(6+(-)(7)-8-9) | 11 | 12 | 13 | 14 | 15=(11+12+13+14) | 16 | 17 | 18 | 19 | 20=(16+17+18+19) | 21=(5-6) | 22=(10-15) | 23 | 24 |
| AGENCY SPECIFIC BUDGET | | | | | | | | | | | | | | | | | | | | | | | |
| PROGRAMS | | | | | | | | | | | | | | | | | | | | | | | |
| 100010000 General Management and Supervision | | | | | | | | | | | | | | | | | | | | | | | |
| PERSONNEL SERVICES | 50100000 00 | 57,181,000.00 | - | 57,181,000.00 | 57,181,000.00 | - | - | - | 57,181,000.00 | 13,827,779.74 | - | - | - | 13,827,779.74 | 13,412,520.79 | - | - | - | 13,412,520.79 | - | 43,353,220.26 | 415,258.95 | - |
| MAINTENANCE & OTHER OPERATING SERVICES | 50200000 00 | 88,385,000.00 | - | 88,385,000.00 | 88,385,000.00 | - | - | - | 88,385,000.00 | 17,987,406.18 | - | - | - | 17,987,406.18 | 7,110,506.35 | - | - | - | 7,110,506.35 | - | 70,397,593.82 | 7,628,966.90 | 3,247,932.94 |
| CAPITAL OUTLAY | 50600000 00 | 1,807,000,000.00 | - | 1,807,000,000.00 | 1,807,000,000.00 | - | - | - | 1,807,000,000.00 | - | - | - | - | - | - | - | - | - | - | - | 1,807,000,000.00 | - | - |
| TOTAL | | 1,952,566,000.00 | - | 1,952,566,000.00 | 1,952,566,000.00 | - | - | - | 1,952,566,000.00 | 31,815,185.92 | - | - | - | 31,815,185.92 | 20,523,027.14 | - | - | - | 20,523,027.14 | - | 1,920,750,814.08 | 8,044,225.85 | 3,247,932.94 |
| 100020000 Administration of Personnel Benefits | | | | | | | | | | | | | | | | | | | | | | | |
| PERSONNEL SERVICES | 50100000 00 | 231,833.00 | - | 231,833.00 | 231,833.00 | - | - | - | 231,833.00 | 231,832.50 | - | - | - | 231,832.50 | - | - | - | - | - | - | 0.50 | 231,832.50 | - |
| MAINTENANCE & OTHER OPERATING SERVICES | 50200000 00 | - | - | - | - | - | - | - | - | - | - | - | - | - | - | - | - | - | - | - | - | - | - |
| CAPITAL OUTLAY | 50600000 00 | - | - | - | - | - | - | - | - | - | - | - | - | - | - | - | - | - | - | - | - | - | - |
| TOTAL | | 231,833.00 | - | 231,833.00 | 231,833.00 | - | - | - | 231,833.00 | 231,832.50 | - | - | - | 231,832.50 | - | - | - | - | - | - | 0.50 | 231,832.50 | - |
| 200010000 Legal Services | | | | | | | | | | | | | | | | | | | | | | | |
| PERSONNEL SERVICES | 50100000 00 | 3,979,000.00 | - | 3,979,000.00 | 3,979,000.00 | - | - | - | 3,979,000.00 | 654,802.00 | - | - | - | 654,802.00 | 636,202.00 | - | - | - | 636,202.00 | - | 3,324,198.00 | 18,600.00 | - |
| MAINTENANCE & OTHER OPERATING SERVICES | 50200000 00 | 2,868,000.00 | - | 2,868,000.00 | 2,868,000.00 | - | - | - | 2,868,000.00 | 210,239.40 | - | - | - | 210,239.40 | 106,894.24 | - | - | - | 106,894.24 | - | 2,657,760.60 | 62,145.73 | 41,199.44 |
| CAPITAL OUTLAY | 50600000 00 | - | - | - | - | - | - | - | - | - | - | - | - | - | - | - | - | - | - | - | - | - | - |
| TOTAL | | 6,847,000.00 | - | 6,847,000.00 | 6,847,000.00 | - | - | - | 6,847,000.00 | 865,041.40 | - | - | - | 865,041.40 | 743,096.24 | - | - | - | 743,096.24 | - | 5,981,958.60 | 80,745.73 | 41,199.44 |
| 200020000 Management of Information Systems | | | | | | | | | | | | | | | | | | | | | | | |
| PERSONNEL SERVICES | 50100000 00 | 8,667,000.00 | - | 8,667,000.00 | 8,667,000.00 | - | - | - | 8,667,000.00 | 2,435,817.11 | - | - | - | 2,435,817.11 | 2,282,039.70 | - | - | - | 2,282,039.70 | - | 6,231,182.89 | 153,777.41 | - |
| MAINTENANCE & OTHER OPERATING SERVICES | 50200000 00 | 19,820,000.00 | - | 19,820,000.00 | 19,820,000.00 | - | - | - | 19,820,000.00 | 1,637,145.22 | - | - | - | 1,637,145.22 | 261,560.61 | - | - | - | 261,560.61 | - | 18,182,854.78 | 550,697.58 | 824,887.03 |
| CAPITAL OUTLAY | 50600000 00 | 7,484,000.00 | - | 7,484,000.00 | 7,484,000.00 | - | - | - | 7,484,000.00 | - | - | - | - | - | - | - | - | - | - | - | 7,484,000.00 | - | - |
| TOTAL | | 35,971,000.00 | - | 35,971,000.00 | 35,971,000.00 | - | - | - | 35,971,000.00 | 4,072,962.33 | - | - | - | 4,072,962.33 | 2,543,600.31 | - | - | - | 2,543,600.31 | - | 31,898,037.67 | 704,474.99 | 824,887.03 |
| 301010001 Financial and Fiscal Planning and Programming | | | | | | | | | | | | | | | | | | | | | | | |
| PERSONNEL SERVICES | 50100000 00 | 13,208,000.00 | - | 13,208,000.00 | 13,208,000.00 | - | - | - | 13,208,000.00 | 2,526,644.34 | - | - | - | 2,526,644.34 | 2,386,343.45 | - | - | - | 2,386,343.45 | - | 10,681,355.66 | 140,300.89 | - |
| MAINTENANCE & OTHER OPERATING SERVICES | 50200000 00 | 13,365,000.00 | - | 13,365,000.00 | 13,365,000.00 | - | - | - | 13,365,000.00 | 1,014,825.28 | - | - | - | 1,014,825.28 | 442,780.78 | - | - | - | 442,780.78 | - | 12,350,174.72 | 249,980.87 | 322,063.63 |
| CAPITAL OUTLAY | 50600000 00 | - | - | - | - | - | - | - | - | - | - | - | - | - | - | - | - | - | - | - | - | - | - |
| TOTAL | | 26,573,000.00 | - | 26,573,000.00 | 26,573,000.00 | - | - | - | 26,573,000.00 | 3,541,469.62 | - | - | - | 3,541,469.62 | 2,829,124.23 | - | - | - | 2,829,124.23 | - | 23,031,530.38 | 390,281.76 | 322,063.63 |
| 301010002 Consolidation, Analysis, Generation of Reports, Planning and Programming/Project Formulation on Revenue Statistics | | | | | | | | | | | | | | | | | | | | | | | |
| PERSONNEL SERVICES | 50100000 00 | 2,899,000.00 | - | 2,899,000.00 | 2,899,000.00 | - | - | - | 2,899,000.00 | 539,048.50 | - | - | - | 539,048.50 | 516,248.50 | - | - | - | 516,248.50 | - | 2,359,951.50 | 22,800.00 | - |
| MAINTENANCE & OTHER OPERATING SERVICES | 50200000 00 | 2,071,000.00 | - | 2,071,000.00 | 2,071,000.00 | - | - | - | 2,071,000.00 | 454.50 | - | - | - | 454.50 | - | - | - | - | - | - | 2,070,545.50 | 454.50 | - |
| CAPITAL OUTLAY | 50600000 00 | - | - | - | - | - | - | - | - | - | - | - | - | - | - | - | - | - | - | - | - | - | - |
| TOTAL | | 4,970,000.00 | - | 4,970,000.00 | 4,970,000.00 | - | - | - | 4,970,000.00 | 539,503.00 | - | - | - | 539,503.00 | 516,248.50 | - | - | - | 516,248.50 | - | 4,430,497.00 | 23,254.50 | - |
| 301010003 Philippine Extractive Industries Transparency Initiative (PH-EITI) | | | | | | | | | | | | | | | | | | | | | | | |
| PERSONNEL SERVICES | 50100000 00 | - | - | - | - | - | - | - | - | - | - | - | - | - | - | - | - | - | - | - | - | - | - |
| MAINTENANCE & OTHER OPERATING SERVICES | 50200000 00 | 17,085,000.00 | - | 17,085,000.00 | 17,085,000.00 | - | - | - | 17,085,000.00 | 6,454,699.21 | - | - | - | 6,454,699.21 | 1,902,731.04 | - | - | - | 1,902,731.04 | - | 10,630,300.79 | 1,452,260.42 | 3,099,707.75 |
| CAPITAL OUTLAY | 50600000 00 | - | - | - | - | - | - | - | - | - | - | - | - | - | - | - | - | - | - | - | - | - | - |
| TOTAL | | 17,085,000.00 | - | 17,085,000.00 | 17,085,000.00 | - | - | - | 17,085,000.00 | 6,454,699.21 | - | - | - | 6,454,699.21 | 1,902,731.04 | - | - | - | 1,902,731.04 | - | 10,630,300.79 | 1,452,260.42 | 3,099,707.75 |

STATEMENT OF APPROPRIATIONS, ALLOTMENTS, OBLIGATIONS, DISBURSEMENTS AND BALANCES
As of the Quarter Ending March 31, 2016

Department: Department of Finance
Agency/Operating Unit: Office of the Secretary
Organizational Code (UACS): 11 001 0000000
Funding Source Code (as clustered): 01101101, 01101406, 01101407 & 01104102

| | |
|---|-----------------------------|
| x | Current Year Appropriations |
| | Supplemental Appropriations |
| | Continuing Appropriations |

| Particulars | UACS CODE | Appropriations | | | Allotments | | | | | Current Year Obligations | | | | | Current Year Disbursements | | | | | Balances | | | |
|---|-------------|---------------------------|---|-------------------------|---------------------|---------------------------------------|-------------|---------------|---------------------------|-----------------------------|----------------------------|-----------------------------|----------------------------|------------------|-----------------------------|----------------------------|-----------------------------|----------------------------|------------------|---------------------------|-----------------------|------------------------------------|----------------------------|
| | | Authorized Appropriations | Adjustments (Transfer To/From, Realignment) | Adjusted Appropriations | Allotments Received | Adjustments (Withdrawal, Realignment) | Transfer To | Transfer From | Adjusted Total Allotments | 1st Quarter ending March 31 | 2nd Quarter ending June 30 | 3rd Quarter ending Sept. 30 | 4th Quarter ending Dec. 31 | Total | 1st Quarter ending March 31 | 2nd Quarter ending June 30 | 3rd Quarter ending Sept. 30 | 4th Quarter ending Dec. 31 | Total | Unreleased Appropriations | Unobligated Allotment | Unpaid Obligations (15-20)=(23+24) | |
| | | | | | | | | | | | | | | | | | | | | | | Due and Demandable | Not Yet Due and Demandable |
| 1 | 2 | 3 | 4 | 5=(3+4) | 6 | 7 | 8 | 9 | 10=(6+(-)(7)-8-9) | 11 | 12 | 13 | 14 | 15=(11+12+13+14) | 16 | 17 | 18 | 19 | 20=(16+17+18+19) | 21=(5-6) | 22=(10-15) | 23 | 24 |
| 301020000 Tax Policy Research and Formulation | | | | | | | | | | | | | | | | | | | | | | | |
| PERSONNEL SERVICES | 50100000 00 | 4,386,000.00 | - | 4,386,000.00 | 4,386,000.00 | - | - | - | 4,386,000.00 | 1,199,956.02 | - | - | - | 1,199,956.02 | 1,173,905.98 | - | - | - | 1,173,905.98 | - | 3,186,043.98 | 26,050.04 | - |
| MAINTENANCE & OTHER OPERATING SERVICES | 50200000 00 | 12,797,000.00 | - | 12,797,000.00 | 12,797,000.00 | - | - | - | 12,797,000.00 | 591,423.17 | - | - | - | 591,423.17 | 279,771.18 | - | - | - | 279,771.18 | - | 12,205,576.83 | 130,243.85 | 181,408.14 |
| CAPITAL OUTLAY | 50600000 00 | 3,000,000.00 | - | 3,000,000.00 | 3,000,000.00 | - | - | - | 3,000,000.00 | - | - | - | - | - | - | - | - | - | - | - | 3,000,000.00 | - | - |
| TOTAL | | 20,183,000.00 | - | 20,183,000.00 | 20,183,000.00 | - | - | - | 20,183,000.00 | 1,791,379.19 | - | - | - | 1,791,379.19 | 1,453,677.16 | - | - | - | 1,453,677.16 | - | 18,391,620.81 | 156,293.89 | 181,408.14 |
| 301030000 Preparation of Inputs of Financial and Economic Policies of International Development | | | | | | | | | | | | | | | | | | | | | | | |
| PERSONNEL SERVICES | 50100000 00 | 8,957,000.00 | - | 8,957,000.00 | 8,957,000.00 | - | - | - | 8,957,000.00 | 2,231,827.82 | - | - | - | 2,231,827.82 | 2,110,073.79 | - | - | - | 2,110,073.79 | - | 6,725,172.18 | 121,754.03 | - |
| MAINTENANCE & OTHER OPERATING SERVICES | 50200000 00 | 106,963,000.00 | - | 106,963,000.00 | 106,963,000.00 | - | - | - | 106,963,000.00 | 3,375,171.84 | - | - | - | 3,375,171.84 | 1,913,616.67 | - | - | - | 1,913,616.67 | - | 103,587,828.16 | 1,131,173.05 | 330,382.13 |
| CAPITAL OUTLAY | 50600000 00 | - | - | - | - | - | - | - | - | - | - | - | - | - | - | - | - | - | - | - | - | - | - |
| TOTAL | | 115,920,000.00 | - | 115,920,000.00 | 115,920,000.00 | - | - | - | 115,920,000.00 | 5,606,999.66 | - | - | - | 5,606,999.66 | 4,023,690.46 | - | - | - | 4,023,690.46 | - | 110,313,000.34 | 1,252,927.08 | 330,382.13 |
| 302010000 Privatization Group and Council Secretariat Support | | | | | | | | | | | | | | | | | | | | | | | |
| PERSONNEL SERVICES | 50100000 00 | 12,857,000.00 | - | 12,857,000.00 | 12,857,000.00 | - | - | - | 12,857,000.00 | 3,147,888.74 | - | - | - | 3,147,888.74 | 2,762,096.05 | - | - | - | 2,762,096.05 | - | 9,709,111.26 | 385,792.69 | - |
| MAINTENANCE & OTHER OPERATING SERVICES | 50200000 00 | 5,280,000.00 | - | 5,280,000.00 | 5,280,000.00 | - | - | - | 5,280,000.00 | 1,618,027.53 | - | - | - | 1,618,027.53 | 514,196.28 | - | - | - | 514,196.28 | - | 3,661,972.47 | 392,521.92 | 711,309.33 |
| CAPITAL OUTLAY | 50600000 00 | - | - | - | - | - | - | - | - | - | - | - | - | - | - | - | - | - | - | - | - | - | - |
| TOTAL | | 18,137,000.00 | - | 18,137,000.00 | 18,137,000.00 | - | - | - | 18,137,000.00 | 4,765,916.27 | - | - | - | 4,765,916.27 | 3,276,292.33 | - | - | - | 3,276,292.33 | - | 13,371,083.73 | 778,314.61 | 711,309.33 |
| 302020000 Revenue Integrity Protection Service (RIPS) Activities | | | | | | | | | | | | | | | | | | | | | | | |
| PERSONNEL SERVICES | 50100000 00 | 10,751,000.00 | - | 10,751,000.00 | 10,751,000.00 | - | - | - | 10,751,000.00 | 2,685,939.56 | - | - | - | 2,685,939.56 | 2,383,871.27 | - | - | - | 2,383,871.27 | - | 8,065,060.44 | 302,068.29 | - |
| MAINTENANCE & OTHER OPERATING SERVICES | 50200000 00 | 6,485,000.00 | - | 6,485,000.00 | 6,485,000.00 | - | - | - | 6,485,000.00 | 828,518.00 | - | - | - | 828,518.00 | 261,716.72 | - | - | - | 261,716.72 | - | 5,656,482.00 | 179,043.17 | 387,758.11 |
| CAPITAL OUTLAY | 50600000 00 | - | - | - | - | - | - | - | - | - | - | - | - | - | - | - | - | - | - | - | - | - | - |
| TOTAL | | 17,236,000.00 | - | 17,236,000.00 | 17,236,000.00 | - | - | - | 17,236,000.00 | 3,514,457.56 | - | - | - | 3,514,457.56 | 2,645,587.99 | - | - | - | 2,645,587.99 | - | 13,721,542.44 | 481,111.46 | 387,758.11 |
| 302030000 Processing of tax exemption requests and oversight of tax law implementation | | | | | | | | | | | | | | | | | | | | | | | |
| PERSONNEL SERVICES | 50100000 00 | 41,412,000.00 | - | 41,412,000.00 | 41,412,000.00 | - | - | - | 41,412,000.00 | 10,690,866.41 | - | - | - | 10,690,866.41 | 9,221,583.03 | - | - | - | 9,221,583.03 | - | 30,721,133.59 | 1,469,283.38 | - |
| MAINTENANCE & OTHER OPERATING SERVICES | 50200000 00 | 17,843,000.00 | - | 17,843,000.00 | 17,843,000.00 | - | - | - | 17,843,000.00 | 1,625,683.08 | - | - | - | 1,625,683.08 | 361,687.19 | - | - | - | 361,687.19 | - | 16,217,316.92 | 581,143.35 | 682,852.55 |
| CAPITAL OUTLAY | 50600000 00 | - | - | - | - | - | - | - | - | - | - | - | - | - | - | - | - | - | - | - | - | - | - |
| TOTAL | | 59,255,000.00 | - | 59,255,000.00 | 59,255,000.00 | - | - | - | 59,255,000.00 | 12,316,549.49 | - | - | - | 12,316,549.49 | 9,583,270.22 | - | - | - | 9,583,270.22 | - | 46,938,450.51 | 2,050,426.73 | 682,852.55 |
| 302040000 Operation of One-Stop Shop Inter-Agency Tax Credit and Duty Draw-Back Center | | | | | | | | | | | | | | | | | | | | | | | |
| PERSONNEL SERVICES | 50100000 00 | 21,761,000.00 | - | 21,761,000.00 | 21,761,000.00 | - | - | - | 21,761,000.00 | 4,971,295.58 | - | - | - | 4,971,295.58 | 4,438,881.11 | - | - | - | 4,438,881.11 | - | 16,789,704.42 | 532,414.47 | - |
| MAINTENANCE & OTHER OPERATING SERVICES | 50200000 00 | 9,960,000.00 | - | 9,960,000.00 | 9,960,000.00 | - | - | - | 9,960,000.00 | 859,070.54 | - | - | - | 859,070.54 | 302,367.66 | - | - | - | 302,367.66 | - | 9,100,929.46 | 209,661.17 | 347,041.71 |
| CAPITAL OUTLAY | 50600000 00 | - | - | - | - | - | - | - | - | - | - | - | - | - | - | - | - | - | - | - | - | - | - |
| TOTAL | | 31,721,000.00 | - | 31,721,000.00 | 31,721,000.00 | - | - | - | 31,721,000.00 | 5,830,366.12 | - | - | - | 5,830,366.12 | 4,741,248.77 | - | - | - | 4,741,248.77 | - | 25,890,633.88 | 742,075.64 | 347,041.71 |

STATEMENT OF APPROPRIATIONS, ALLOTMENTS, OBLIGATIONS, DISBURSEMENTS AND BALANCES
As of the Quarter Ending March 31, 2016

Department: Department of Finance
Agency/Operating Unit: Office of the Secretary
Organizational Code (UACS): 11 001 0000000
Funding Source Code (as clustered): 01101101, 01101406, 01101407 & 01104102

| | |
|---|-----------------------------|
| x | Current Year Appropriations |
| | Supplemental Appropriations |
| | Continuing Appropriations |

| Particulars | UACS CODE | Appropriations | | | Allotments | | | | | Current Year Obligations | | | | | Current Year Disbursements | | | | | Balances | | | |
|--|-------------|---------------------------|---|-------------------------|---------------------|---------------------------------------|-------------|---------------|---------------------------|-----------------------------|----------------------------|-----------------------------|----------------------------|------------------|-----------------------------|----------------------------|-----------------------------|----------------------------|------------------|---------------------------|-----------------------|------------------------------------|----------------------------|
| | | Authorized Appropriations | Adjustments (Transfer To/From, Realignment) | Adjusted Appropriations | Allotments Received | Adjustments (Withdrawal, Realignment) | Transfer To | Transfer From | Adjusted Total Allotments | 1st Quarter ending March 31 | 2nd Quarter ending June 30 | 3rd Quarter ending Sept. 30 | 4th Quarter ending Dec. 31 | Total | 1st Quarter ending March 31 | 2nd Quarter ending June 30 | 3rd Quarter ending Sept. 30 | 4th Quarter ending Dec. 31 | Total | Unreleased Appropriations | Unobligated Allotment | Unpaid Obligations (15-20)=(23+24) | |
| | | | | | | | | | | | | | | | | | | | | | | Due and Demandable | Not Yet Due and Demandable |
| 1 | 2 | 3 | 4 | 5=(3+4) | 6 | 7 | 8 | 9 | 10=(6+7-17)+4+9 | 11 | 12 | 13 | 14 | 15=(11+12+13+14) | 16 | 17 | 18 | 19 | 20=(16+17+18+19) | 21=(5-6) | 22=(10-15) | 23 | 24 |
| 302050000 Negotiation of International Financing | | | | | | | | | | | | | | | | | | | | | | | |
| Transactions | | | | | | | | | | | | | | | | | | | | | | | |
| PERSONNEL SERVICES | 50100000 00 | 4,834,000.00 | - | 4,834,000.00 | 4,834,000.00 | - | - | - | 4,834,000.00 | 1,730,277.58 | - | - | - | 1,730,277.58 | 1,557,274.94 | - | - | - | 1,557,274.94 | - | 3,103,722.42 | 173,002.64 | - |
| MAINTENANCE & OTHER OPERATING SERVICES | 50200000 00 | 6,606,000.00 | - | 6,606,000.00 | 6,606,000.00 | - | - | - | 6,606,000.00 | 601,693.40 | - | - | - | 601,693.40 | 278,879.52 | - | - | - | 278,879.52 | - | 6,004,306.60 | 129,647.83 | 193,166.06 |
| CAPITAL OUTLAY | 50600000 00 | - | - | - | - | - | - | - | - | - | - | - | - | - | - | - | - | - | - | - | - | - | - |
| TOTAL | | 11,440,000.00 | - | 11,440,000.00 | 11,440,000.00 | - | - | - | 11,440,000.00 | 2,331,970.98 | - | - | - | 2,331,970.98 | 1,836,154.46 | - | - | - | 1,836,154.46 | - | 9,108,029.02 | 302,650.47 | 193,166.06 |
| 302060000 Monitoring, performance evaluation and coordination of the government corporate sector | | | | | | | | | | | | | | | | | | | | | | | |
| PERSONNEL SERVICES | 50100000 00 | 8,995,000.00 | - | 8,995,000.00 | 8,995,000.00 | - | - | - | 8,995,000.00 | 2,506,510.58 | - | - | - | 2,506,510.58 | 2,317,178.41 | - | - | - | 2,317,178.41 | - | 6,488,489.42 | 189,332.17 | - |
| MAINTENANCE & OTHER OPERATING SERVICES | 50200000 00 | 10,797,000.00 | - | 10,797,000.00 | 10,797,000.00 | - | - | - | 10,797,000.00 | 717,767.29 | - | - | - | 717,767.29 | 171,679.50 | - | - | - | 171,679.50 | - | 10,079,232.71 | 267,338.89 | 278,748.90 |
| CAPITAL OUTLAY | 50600000 00 | - | - | - | - | - | - | - | - | - | - | - | - | - | - | - | - | - | - | - | - | - | - |
| TOTAL | | 19,792,000.00 | - | 19,792,000.00 | 19,792,000.00 | - | - | - | 19,792,000.00 | 3,224,277.87 | - | - | - | 3,224,277.87 | 2,488,857.91 | - | - | - | 2,488,857.91 | - | 16,567,722.13 | 456,671.06 | 278,748.90 |
| 303010000 Administration of funds for municipal development | | | | | | | | | | | | | | | | | | | | | | | |
| PERSONNEL SERVICES | 50100000 00 | 11,413,000.00 | - | 11,413,000.00 | 11,413,000.00 | - | - | - | 11,413,000.00 | 2,913,703.75 | - | - | - | 2,913,703.75 | 2,785,511.20 | - | - | - | 2,785,511.20 | - | 8,499,296.25 | 128,192.55 | - |
| MAINTENANCE & OTHER OPERATING SERVICES | 50200000 00 | 5,822,000.00 | - | 5,822,000.00 | 5,822,000.00 | - | - | - | 5,822,000.00 | 707,578.24 | - | - | - | 707,578.24 | 233,592.96 | - | - | - | 233,592.96 | - | 5,114,421.76 | 410,594.14 | 63,391.14 |
| CAPITAL OUTLAY | 50600000 00 | - | - | - | - | - | - | - | - | - | - | - | - | - | - | - | - | - | - | - | - | - | - |
| TOTAL | | 17,235,000.00 | - | 17,235,000.00 | 17,235,000.00 | - | - | - | 17,235,000.00 | 3,621,281.99 | - | - | - | 3,621,281.99 | 3,019,104.16 | - | - | - | 3,019,104.16 | - | 13,613,718.01 | 538,786.69 | 63,391.14 |
| Sub-Total, Agency Specific Budget | | | | | | | | | | | | | | | | | | | | | | | |
| PERSONNEL SERVICES | 50100000 00 | 211,531,833.00 | - | 211,531,833.00 | 211,531,833.00 | - | - | - | 211,531,833.00 | 52,294,190.23 | - | - | - | 52,294,190.23 | 47,983,730.22 | - | - | - | 47,983,730.22 | - | 159,237,642.77 | 4,310,460.01 | - |
| MAINTENANCE & OTHER OPERATING SERVICES | 50200000 00 | 326,147,000.00 | - | 326,147,000.00 | 326,147,000.00 | - | - | - | 326,147,000.00 | 38,229,702.88 | - | - | - | 38,229,702.88 | 14,141,980.70 | - | - | - | 14,141,980.70 | - | 287,917,297.12 | 13,375,873.35 | 10,711,848.83 |
| CAPITAL OUTLAY | 50600000 00 | 1,817,484,000.00 | - | 1,817,484,000.00 | 1,817,484,000.00 | - | - | - | 1,817,484,000.00 | - | - | - | - | - | - | - | - | - | - | - | 1,817,484,000.00 | - | - |
| TOTAL | | 2,355,162,833.00 | - | 2,355,162,833.00 | 2,355,162,833.00 | - | - | - | 2,355,162,833.00 | 90,523,893.11 | - | - | - | 90,523,893.11 | 62,125,710.92 | - | - | - | 62,125,710.92 | - | 2,264,638,939.89 | 17,686,333.36 | 10,711,848.83 |

STATEMENT OF APPROPRIATIONS, ALLOTMENTS, OBLIGATIONS, DISBURSEMENTS AND BALANCES
As of the Quarter Ending March 31, 2016

Department: Department of Finance
Agency/Operating Unit: Office of the Secretary
Organizational Code (UACS): 11 001 0000000
Funding Source Code (as clustered): 01101101, 01101406, 01101407 & 01104102

| | |
|---|-----------------------------|
| x | Current Year Appropriations |
| | Supplemental Appropriations |
| | Continuing Appropriations |

| Particulars | UACS CODE | Appropriations | | | Allotments | | | | | Current Year Obligations | | | | | Current Year Disbursements | | | | | Balances | | | |
|---|-------------|---------------------------|---|-------------------------|---------------------|---------------------------------------|-------------|---------------|---------------------------|-----------------------------|----------------------------|-----------------------------|----------------------------|-------------------|-----------------------------|----------------------------|-----------------------------|----------------------------|------------------|---------------------------|-----------------------|------------------------------------|----------------------------|
| | | Authorized Appropriations | Adjustments (Transfer To/From, Realignment) | Adjusted Appropriations | Allotments Received | Adjustments (Withdrawal, Realignment) | Transfer To | Transfer From | Adjusted Total Allotments | 1st Quarter ending March 31 | 2nd Quarter ending June 30 | 3rd Quarter ending Sept. 30 | 4th Quarter ending Dec. 31 | Total | 1st Quarter ending March 31 | 2nd Quarter ending June 30 | 3rd Quarter ending Sept. 30 | 4th Quarter ending Dec. 31 | Total | Unreleased Appropriations | Unobligated Allotment | Unpaid Obligations (15-20)+(23+24) | |
| | | | | | | | | | | | | | | | | | | | | | | Due and Demandable | Not Yet Due and Demandable |
| 1 | 2 | 3 | 4 | 5=(3+4) | 6 | 7 | 8 | 9 | 10= (6+(-1)-7)-8+9 | 11 | 12 | 13 | 14 | 15= (11+12+13+14) | 16 | 17 | 18 | 19 | 20=(16+17+18+19) | 21=(5-6) | 22=(10-15) | 23 | 24 |
| II. AUTOMATIC APPROPRIATIONS | | | | | | | | | | | | | | | | | | | | | | | |
| PERSONNEL SERVICES | | | | | | | | | | | | | | | | | | | | | | | |
| 100010000 Retirement and Life Insurance Premium | 50103010 00 | 5,030,000.00 | | 5,030,000.00 | 5,030,000.00 | | | | 5,030,000.00 | 1,248,476.05 | | | | 1,248,476.05 | 842,548.95 | | | | 842,548.95 | - | 3,751,623.95 | 405,927.10 | |
| 200020000 Retirement and Life Insurance Premium | 50103010 00 | 347,000.00 | | 347,000.00 | 347,000.00 | | | | 347,000.00 | 56,875.97 | | | | 56,875.97 | 35,858.69 | | | | 35,858.69 | - | 290,124.03 | 21,017.28 | |
| 200020000 Retirement and Life Insurance Premium | 50103010 00 | 836,000.00 | | 836,000.00 | 836,000.00 | | | | 836,000.00 | 225,251.47 | | | | 225,251.47 | 147,214.08 | | | | 147,214.08 | - | 610,748.53 | 78,037.38 | |
| 301010001 Retirement and Life Insurance Premium | 50103010 00 | 1,248,000.00 | | 1,248,000.00 | 1,248,000.00 | | | | 1,248,000.00 | 228,236.49 | | | | 228,236.49 | 148,347.08 | | | | 148,347.08 | - | 1,019,763.51 | 79,889.41 | |
| 301010002 Retirement and Life Insurance Premium | 50103010 00 | 277,000.00 | | 277,000.00 | 277,000.00 | | | | 277,000.00 | 51,766.32 | | | | 51,766.32 | 36,635.88 | | | | 36,635.88 | - | 225,233.68 | 15,130.44 | |
| 301020000 Retirement and Life Insurance Premium | 50103010 00 | 427,000.00 | | 427,000.00 | 427,000.00 | | | | 427,000.00 | 120,432.96 | | | | 120,432.96 | 82,802.40 | | | | 82,802.40 | - | 306,567.04 | 37,630.56 | |
| 301030000 Retirement and Life Insurance Premium | 50103010 00 | 841,000.00 | | 841,000.00 | 841,000.00 | | | | 841,000.00 | 199,567.05 | | | | 199,567.05 | 124,680.48 | | | | 124,680.48 | - | 641,432.95 | 74,886.57 | |
| 302010000 Retirement and Life Insurance Premium | 50103010 00 | 1,138,000.00 | | 1,138,000.00 | 1,138,000.00 | | | | 1,138,000.00 | 299,189.65 | | | | 299,189.65 | 206,865.16 | | | | 206,865.16 | - | 838,810.35 | 92,304.49 | |
| 302020000 Retirement and Life Insurance Premium | 50103010 00 | 1,017,000.00 | | 1,017,000.00 | 1,017,000.00 | | | | 1,017,000.00 | 235,247.87 | | | | 235,247.87 | 150,155.27 | | | | 150,155.27 | - | 761,752.13 | 85,092.60 | |
| 302030000 Retirement and Life Insurance Premium | 50103010 00 | 3,438,000.00 | | 3,438,000.00 | 3,438,000.00 | | | | 3,438,000.00 | 743,812.05 | | | | 743,812.05 | 496,768.56 | | | | 496,768.56 | - | 2,694,167.95 | 247,063.49 | |
| 302040000 Retirement and Life Insurance Premium | 50103010 00 | 2,082,000.00 | | 2,082,000.00 | 2,082,000.00 | | | | 2,082,000.00 | 469,688.95 | | | | 469,688.95 | 321,572.64 | | | | 321,572.64 | - | 1,612,311.05 | 148,116.31 | |
| 302050000 Retirement and Life Insurance Premium | 50103010 00 | 449,000.00 | | 449,000.00 | 449,000.00 | | | | 449,000.00 | 160,004.64 | | | | 160,004.64 | 105,674.28 | | | | 105,674.28 | - | 288,995.36 | 54,336.36 | |
| 302060000 Retirement and Life Insurance Premium | 50103010 00 | 841,000.00 | | 841,000.00 | 841,000.00 | | | | 841,000.00 | 233,033.71 | | | | 233,033.71 | 156,619.44 | | | | 156,619.44 | - | 607,965.29 | 76,414.27 | |
| 303010000 Retirement and Life Insurance Premium | 50103010 00 | 1,097,000.00 | | 1,097,000.00 | 1,097,000.00 | | | | 1,097,000.00 | 263,388.12 | | | | 263,388.12 | 176,902.20 | | | | 176,902.20 | - | 833,611.88 | 86,485.52 | |
| Retirement and Life Insurance Premium | 50103010 00 | 19,068,000.00 | - | 19,068,000.00 | 19,068,000.00 | - | - | - | 19,068,000.00 | 4,534,971.30 | - | - | - | 4,534,971.30 | 3,032,645.11 | - | - | - | 3,032,645.11 | - | 14,533,028.70 | 1,502,326.19 | - |
| Sub-Total, Automatic Appropriations | | | | | | | | | | | | | | | | | | | | | | | |
| PERSONNEL SERVICES | 50100000 00 | 19,068,000.00 | - | 19,068,000.00 | 19,068,000.00 | - | - | - | 19,068,000.00 | 4,534,971.30 | - | - | - | 4,534,971.30 | 3,032,645.11 | - | - | - | 3,032,645.11 | - | 14,533,028.70 | 1,502,326.19 | - |
| MAINTENANCE & OTHER OPERATING SERVICES | 50200000 00 | - | - | - | - | - | - | - | - | - | - | - | - | - | - | - | - | - | - | - | - | - | - |
| CAPITAL OUTLAY | 50600000 00 | - | - | - | - | - | - | - | - | - | - | - | - | - | - | - | - | - | - | - | - | - | - |
| TOTAL | | 19,068,000.00 | - | 19,068,000.00 | 19,068,000.00 | - | - | - | 19,068,000.00 | 4,534,971.30 | - | - | - | 4,534,971.30 | 3,032,645.11 | - | - | - | 3,032,645.11 | - | 14,533,028.70 | 1,502,326.19 | - |
| III. SPECIAL PURPOSE FUNDS | | | | | | | | | | | | | | | | | | | | | | | |
| Miscellaneous Personnel Benefits Fund | | | | | | | | | | | | | | | | | | | | | | | |
| PERSONNEL SERVICES | 50100000 00 | - | 22,287,000.00 | 22,287,000.00 | 22,287,000.00 | - | - | - | 22,287,000.00 | 4,257,963.43 | - | - | - | 4,257,963.43 | 4,257,963.43 | - | - | - | 4,257,963.43 | - | 18,029,036.57 | - | - |
| MAINTENANCE & OTHER OPERATING SERVICES | 50200000 00 | - | - | - | - | - | - | - | - | - | - | - | - | - | - | - | - | - | - | - | - | - | - |
| CAPITAL OUTLAY | 50600000 00 | - | - | - | - | - | - | - | - | - | - | - | - | - | - | - | - | - | - | - | - | - | - |
| TOTAL | | - | 22,287,000.00 | 22,287,000.00 | 22,287,000.00 | - | - | - | 22,287,000.00 | 4,257,963.43 | - | - | - | 4,257,963.43 | 4,257,963.43 | - | - | - | 4,257,963.43 | - | 18,029,036.57 | - | - |
| Pension and Gratuity Fund | | | | | | | | | | | | | | | | | | | | | | | |
| PERSONNEL SERVICES | 50100000 00 | - | 81,774.00 | 81,774.00 | 81,774.00 | - | - | - | 81,774.00 | 81,773.95 | - | - | - | 81,773.95 | - | - | - | - | - | - | 0.05 | 81,773.95 | - |
| MAINTENANCE & OTHER OPERATING SERVICES | 50200000 00 | - | - | - | - | - | - | - | - | - | - | - | - | - | - | - | - | - | - | - | - | - | - |
| CAPITAL OUTLAY | 50600000 00 | - | - | - | - | - | - | - | - | - | - | - | - | - | - | - | - | - | - | - | - | - | - |
| TOTAL | | - | 81,774.00 | 81,774.00 | 81,774.00 | - | - | - | 81,774.00 | 81,773.95 | - | - | - | 81,773.95 | - | - | - | - | - | - | 0.05 | 81,773.95 | - |

STATEMENT OF APPROPRIATIONS, ALLOTMENTS, OBLIGATIONS, DISBURSEMENTS AND BALANCES
As of the Quarter Ending March 31, 2016

| | |
|---|-----------------------------|
| x | Current Year Appropriations |
| | Supplemental Appropriations |
| | Continuing Appropriations |

Department: Department of Finance
Agency/Operating Unit: Office of the Secretary
Organizational Code (UACS): 11 001 0000000
Funding Source Code (as clustered): 01101101, 01101406, 01101407 & 01104102

| Particulars | UACS CODE | Appropriations | | | Allotments | | | | | Current Year Obligations | | | | | Current Year Disbursements | | | | | Balances | | | |
|--|-------------|---------------------------|---|-------------------------|---------------------|---------------------------------------|-------------|---------------|---------------------------|-----------------------------|----------------------------|-----------------------------|----------------------------|------------------|-----------------------------|----------------------------|-----------------------------|----------------------------|------------------|---------------------------|-----------------------|------------------------------------|----------------------------|
| | | Authorized Appropriations | Adjustments (Transfer To/From, Realignment) | Adjusted Appropriations | Allotments Received | Adjustments (Withdrawal, Realignment) | Transfer To | Transfer From | Adjusted Total Allotments | 1st Quarter ending March 31 | 2nd Quarter ending June 30 | 3rd Quarter ending Sept. 30 | 4th Quarter ending Dec. 31 | Total | 1st Quarter ending March 31 | 2nd Quarter ending June 30 | 3rd Quarter ending Sept. 30 | 4th Quarter ending Dec. 31 | Total | Unreleased Appropriations | Unobligated Allotment | Unpaid Obligations (15-20)=(23+24) | |
| | | | | | | | | | | | | | | | | | | | | | | Due and Demandable | Not Yet Due and Demandable |
| 1 | 2 | 3 | 4 | 5=(3+4) | 6 | 7 | 8 | 9 | 10=[(6+7)-8+9] | 11 | 12 | 13 | 14 | 15=(11+12+13+14) | 16 | 17 | 18 | 19 | 20=(16+17+18+19) | 21=(5-6) | 22=(10-15) | 23 | 24 |
| Sub-Total, Special Purpose Funds | | | | | | | | | | | | | | | | | | | | | | | |
| PERSONNEL SERVICES | 50100000 00 | - | 22,368,774.00 | 22,368,774.00 | 22,368,774.00 | - | - | - | 22,368,774.00 | 4,339,737.38 | - | - | - | 4,339,737.38 | 4,257,963.43 | - | - | - | 4,257,963.43 | - | 18,029,036.62 | 81,773.95 | - |
| MAINTENANCE & OTHER OPERATING SERVICES | 50200000 00 | - | - | - | - | - | - | - | - | - | - | - | - | - | - | - | - | - | - | - | - | - | - |
| CAPITAL OUTLAY | 50600000 00 | - | - | - | - | - | - | - | - | - | - | - | - | - | - | - | - | - | - | - | - | - | - |
| TOTAL | | - | 22,368,774.00 | 22,368,774.00 | 22,368,774.00 | - | - | - | 22,368,774.00 | 4,339,737.38 | - | - | - | 4,339,737.38 | 4,257,963.43 | - | - | - | 4,257,963.43 | - | 18,029,036.62 | 81,773.95 | - |
| GRAND TOTAL | | | | | | | | | | | | | | | | | | | | | | | |
| PERSONNEL SERVICES | 50100000 00 | 230,599,833.00 | 22,368,774.00 | 252,968,607.00 | 252,968,607.00 | - | - | - | 252,968,607.00 | 61,168,898.91 | - | - | - | 61,168,898.91 | 55,274,338.76 | - | - | - | 55,274,338.76 | - | 191,799,708.09 | 5,894,560.15 | - |
| MAINTENANCE & OTHER OPERATING SERVICES | 50200000 00 | 326,147,000.00 | - | 326,147,000.00 | 326,147,000.00 | - | - | - | 326,147,000.00 | 38,229,702.88 | - | - | - | 38,229,702.88 | 14,141,980.70 | - | - | - | 14,141,980.70 | - | 287,917,297.12 | 13,375,873.35 | 10,711,848.83 |
| CAPITAL OUTLAY | 50600000 00 | 1,817,484,000.00 | - | 1,817,484,000.00 | 1,817,484,000.00 | - | - | - | 1,817,484,000.00 | - | - | - | - | - | - | - | - | - | - | - | 1,817,484,000.00 | - | - |
| TOTAL | | 2,374,230,833.00 | 22,368,774.00 | 2,396,599,607.00 | 2,396,599,607.00 | - | - | - | 2,396,599,607.00 | 99,398,601.79 | - | - | - | 99,398,601.79 | 69,416,319.46 | - | - | - | 69,416,319.46 | - | 2,297,201,005.21 | 19,270,433.50 | 10,711,848.83 |
| Recapitulation by MFO: | | | | | | | | | | | | | | | | | | | | | | | |
| MFO 1 Financial Sector and Fiscal Policy Services (Domestic and International) | 301000000 | 187,524,000.00 | - | 187,524,000.00 | 187,524,000.00 | - | - | - | 187,524,000.00 | 18,534,053.50 | - | - | - | 18,534,053.50 | 11,117,937.23 | - | - | - | 11,117,937.23 | - | 168,989,946.50 | 3,482,554.63 | 3,933,561.64 |
| MFO 2 Public Sector Financial Resources Management Services | 302000000 | 166,546,000.00 | - | 166,546,000.00 | 166,546,000.00 | - | - | - | 166,546,000.00 | 34,124,515.16 | - | - | - | 34,124,515.16 | 26,009,067.03 | - | - | - | 26,009,067.03 | - | 132,421,484.84 | 5,514,571.48 | 2,800,876.65 |
| MFO 3 Municipal Development Fund Administration Services | 303000000 | 18,332,000.00 | - | 18,332,000.00 | 18,332,000.00 | - | - | - | 18,332,000.00 | 3,884,670.11 | - | - | - | 3,884,670.11 | 3,196,006.36 | - | - | - | 3,196,006.36 | - | 14,447,329.89 | 625,272.61 | 63,391.14 |
| TOTAL | | 372,402,000.00 | - | 372,402,000.00 | 372,402,000.00 | - | - | - | 372,402,000.00 | 56,543,238.77 | - | - | - | 56,543,238.77 | 40,323,010.62 | - | - | - | 40,323,010.62 | - | 315,858,761.23 | 9,622,398.72 | 6,597,829.43 |


STATEMENT OF APPROPRIATIONS, ALLOTMENTS, OBLIGATIONS, DISBURSEMENTS AND BALANCES
As of the Quarter Ending March 31, 2016

| | |
|---|-----------------------------|
| x | Current Year Appropriations |
| | Supplemental Appropriations |
| | Continuing Appropriations |


Department: Department of Finance
Agency/Operating Unit: Office of the Secretary
Organizational Code (UACS): 11 001 0000000
Funding Source Code (as clustered): 01101101, 01101406, 01101407 & 01104102

| Particulars | UACS CODE | Appropriations | | | Allotments | | | | | Current Year Obligations | | | | | Current Year Disbursements | | | | | Balances | | | |
|--|-----------|---------------------------|---|-------------------------|---------------------|---------------------------------------|-------------|---------------|---------------------------|-----------------------------|----------------------------|-----------------------------|----------------------------|------------------|-----------------------------|----------------------------|-----------------------------|----------------------------|------------------|---------------------------|-----------------------|------------------------------------|----------------------------|
| | | Authorized Appropriations | Adjustments (Transfer To/From, Realignment) | Adjusted Appropriations | Allotments Received | Adjustments (Withdrawal, Realignment) | Transfer To | Transfer From | Adjusted Total Allotments | 1st Quarter ending March 31 | 2nd Quarter ending June 30 | 3rd Quarter ending Sept. 30 | 4th Quarter ending Dec. 31 | Total | 1st Quarter ending March 31 | 2nd Quarter ending June 30 | 3rd Quarter ending Sept. 30 | 4th Quarter ending Dec. 31 | Total | Unreleased Appropriations | Unobligated Allotment | Unpaid Obligations (15-20)=(23+24) | |
| | | | | | | | | | | | | | | | | | | | | | | Due and Demandable | Not Yet Due and Demandable |
| 1 | 2 | 3 | 4 | 5=(3+4) | 6 | 7 | 8 | 9 | 10=(6+7-8+9) | 11 | 12 | 13 | 14 | 15=(11+12+13+14) | 16 | 17 | 18 | 19 | 20=(16+17+18+19) | 21=(5-6) | 22=(10-15) | 23 | 24 |
| OF WHICH: | | | | | | | | | | | | | | | | | | | | | | | |
| Major Programs/Projects | | | | | | | | | | | | | | | | | | | | | | | |
| KRA No. 1 - Anti-Corruption, Transparent, Accountable and Participatory Governance | | 372,402,000.00 | - | 372,402,000.00 | 372,402,000.00 | - | - | - | 372,402,000.00 | 56,543,238.77 | - | - | - | 56,543,238.77 | 40,323,010.62 | - | - | - | 40,323,010.62 | - | 315,858,761.23 | 9,622,398.72 | 6,597,829.43 |
| MFO 1 Financial Sector and Fiscal Policy Services (Domestic and International) | 301000000 | 187,524,000.00 | - | 187,524,000.00 | 187,524,000.00 | - | - | - | 187,524,000.00 | 18,534,053.50 | - | - | - | 18,534,053.50 | 11,117,937.23 | - | - | - | 11,117,937.23 | - | 168,989,946.50 | 3,482,554.63 | 3,933,561.64 |
| Financial and fiscal planning & programming consolidation | 301010001 | 27,821,000.00 | - | 27,821,000.00 | 27,821,000.00 | - | - | - | 27,821,000.00 | 3,769,706.11 | - | - | - | 3,769,706.11 | 2,977,471.31 | - | - | - | 2,977,471.31 | - | 24,051,293.89 | 470,171.17 | 322,063.63 |
| Consolidation, analysis, generation of reports, planning and programming/project formulation on revenue statistics | 301010002 | 5,247,000.00 | - | 5,247,000.00 | 5,247,000.00 | - | - | - | 5,247,000.00 | 591,269.32 | - | - | - | 591,269.32 | 552,884.38 | - | - | - | 552,884.38 | - | 4,655,730.68 | 38,364.94 | - |
| Philippine Extractive Industries Transparency Initiative (PH-EITI) | 301010003 | 17,085,000.00 | - | 17,085,000.00 | 17,085,000.00 | - | - | - | 17,085,000.00 | 6,454,699.21 | - | - | - | 6,454,699.21 | 1,902,731.04 | - | - | - | 1,902,731.04 | - | 10,630,300.79 | 1,452,260.42 | 3,099,707.75 |
| Tax policy research and formulation | 301020000 | 20,610,000.00 | - | 20,610,000.00 | 20,610,000.00 | - | - | - | 20,610,000.00 | 1,911,812.15 | - | - | - | 1,911,812.15 | 1,536,479.56 | - | - | - | 1,536,479.56 | - | 18,698,187.85 | 193,524.45 | 181,408.14 |
| Preparation of inputs of financial and economic policies of international development | 301030000 | 116,761,000.00 | - | 116,761,000.00 | 116,761,000.00 | - | - | - | 116,761,000.00 | 5,806,566.71 | - | - | - | 5,806,566.71 | 4,148,370.94 | - | - | - | 4,148,370.94 | - | 110,954,433.29 | 1,327,813.65 | 330,382.13 |
| MFO 2 Public Sector Financial Resources Management Services | 302000000 | 166,546,000.00 | - | 166,546,000.00 | 166,546,000.00 | - | - | - | 166,546,000.00 | 34,124,515.16 | - | - | - | 34,124,515.16 | 26,009,067.03 | - | - | - | 26,009,067.03 | - | 132,421,484.84 | 5,514,571.48 | 2,600,876.65 |
| Privatization Group and Council Secretariat support | 302010000 | 19,275,000.00 | - | 19,275,000.00 | 19,275,000.00 | - | - | - | 19,275,000.00 | 5,065,105.92 | - | - | - | 5,065,105.92 | 3,483,157.49 | - | - | - | 3,483,157.49 | - | 14,209,894.08 | 870,639.10 | 711,309.33 |
| Revenue Integrity Protection Service (RIPS) activities | 302020000 | 18,253,000.00 | - | 18,253,000.00 | 18,253,000.00 | - | - | - | 18,253,000.00 | 3,749,705.43 | - | - | - | 3,749,705.43 | 2,795,743.26 | - | - | - | 2,795,743.26 | - | 14,503,294.57 | 566,204.06 | 387,758.11 |
| Processing of tax exemption requests and oversight of tax law implementation | 302030000 | 62,693,000.00 | - | 62,693,000.00 | 62,693,000.00 | - | - | - | 62,693,000.00 | 13,060,361.54 | - | - | - | 13,060,361.54 | 10,080,038.78 | - | - | - | 10,080,038.78 | - | 48,632,638.46 | 2,297,470.22 | 682,852.55 |
| Operation of One-Stop Shop Inter-Agency Tax Credit and Duty Draw-Back Center | 302040000 | 33,803,000.00 | - | 33,803,000.00 | 33,803,000.00 | - | - | - | 33,803,000.00 | 6,300,055.07 | - | - | - | 6,300,055.07 | 5,062,821.41 | - | - | - | 5,062,821.41 | - | 27,502,944.93 | 890,191.95 | 347,041.71 |
| Negotiation of international financing transactions | 302050000 | 11,889,000.00 | - | 11,889,000.00 | 11,889,000.00 | - | - | - | 11,889,000.00 | 2,491,975.62 | - | - | - | 2,491,975.62 | 1,941,828.74 | - | - | - | 1,941,828.74 | - | 9,397,024.38 | 356,980.83 | 193,166.06 |
| Monitoring, performance evaluation and coordination of the government corporate sector | 302060000 | 20,633,000.00 | - | 20,633,000.00 | 20,633,000.00 | - | - | - | 20,633,000.00 | 3,457,311.58 | - | - | - | 3,457,311.58 | 2,645,477.35 | - | - | - | 2,645,477.35 | - | 17,175,688.42 | 533,085.33 | 278,748.90 |
| MFO 3 Municipal Development Fund Administration Services | 303000000 | 18,332,000.00 | - | 18,332,000.00 | 18,332,000.00 | - | - | - | 18,332,000.00 | 3,884,670.11 | - | - | - | 3,884,670.11 | 3,196,006.36 | - | - | - | 3,196,006.36 | - | 14,447,329.89 | 625,272.61 | 63,391.14 |
| Administration of funds for municipal development | 303010000 | 18,332,000.00 | - | 18,332,000.00 | 18,332,000.00 | - | - | - | 18,332,000.00 | 3,884,670.11 | - | - | - | 3,884,670.11 | 3,196,006.36 | - | - | - | 3,196,006.36 | - | 14,447,329.89 | 625,272.61 | 63,391.14 |


Certified Correct:


MARIEL V. ESCOBAR
OIC - Budget Division


Certified Correct:


LOLITA R. VERDADERO
Chief Accountant

Recommending Approval:


MA LOURDES B. RECENTE
Director IV, Central Financial Management Office

Approved by:


MA LOURDES B. RECENTE
Undersecretary and Chief of Staff

STATEMENT OF APPROPRIATIONS, ALLOTMENTS, OBLIGATIONS, DISBURSEMENTS AND BALANCES
As of the Quarter Ending March 31, 2016

Department: Department of Finance
Agency/Operating Unit: Office of the Secretary
Organizational Code (UACS): 11 001 0000000
Funding Source Code (as clustered): 01102101, 01102402 & 01102405

| | |
|---|-----------------------------|
| | Current Year Appropriations |
| | Supplemental Appropriations |
| x | Continuing Appropriations |

| Particulars | UACS CODE | Appropriations | | | Allotments | | | | Current Year Obligations | | | | | | Current Year Disbursements | | | | | Balances | | | |
|--|-------------|---------------------------|---|-------------------------|---------------------|---------------------------------------|-------------|---------------|---------------------------|-----------------------------|----------------------------|-----------------------------|----------------------------|------------------|-----------------------------|----------------------------|-----------------------------|----------------------------|------------------|---------------------------|-----------------------|------------------------------------|----------------------------|
| | | Authorized Appropriations | Adjustments (Transfer To/From, Realignment) | Adjusted Appropriations | Allotments Received | Adjustments (Withdrawal, Realignment) | Transfer To | Transfer From | Adjusted Total Allotments | 1st Quarter ending March 31 | 2nd Quarter ending June 30 | 3rd Quarter ending Sept. 30 | 4th Quarter ending Dec. 31 | Total | 1st Quarter ending March 31 | 2nd Quarter ending June 30 | 3rd Quarter ending Sept. 30 | 4th Quarter ending Dec. 31 | Total | Unreleased Appropriations | Unobligated Allotment | Unpaid Obligations (15-20)=(23+24) | |
| | | | | | | | | | | | | | | | | | | | | | | Due and Demandable | Not Yet Due and Demandable |
| 1 | 2 | 3 | 4 | 5=(3+4) | 6 | 7 | 8 | 9 | 10=(6+(-)7)+8+9 | 11 | 12 | 13 | 14 | 15=(11+12+13+14) | 16 | 17 | 18 | 19 | 20=(16+17+18+19) | 21=(5-6) | 22=(10-15) | 23 | 24 |
| AGENCY SPECIFIC BUDGET | | | | | | | | | | | | | | | | | | | | | | | |
| PROGRAMS | | | | | | | | | | | | | | | | | | | | | | | |
| 100010000 General Management and Supervision | | | | | | | | | | | | | | | | | | | | | | | |
| PERSONNEL SERVICES | 50100000 00 | - | - | - | - | - | - | - | - | - | - | - | - | - | - | - | - | - | - | - | - | - | - |
| MAINTENANCE & OTHER OPERATING SERVICES | 50200000 00 | 1,285,869.02 | - | 1,285,869.02 | 1,285,869.02 | - | - | - | 1,285,869.02 | 4,425.81 | - | - | - | 4,425.81 | 4,425.81 | - | - | - | 4,425.81 | - | 1,281,443.21 | - | - |
| CAPITAL OUTLAY | 50600000 00 | 96,137,727.36 | - | 96,137,727.36 | 96,137,727.36 | - | - | - | 96,137,727.36 | - | - | - | - | - | - | - | - | - | - | - | 96,137,727.36 | - | - |
| TOTAL | | 97,423,596.38 | - | 97,423,596.38 | 97,423,596.38 | - | - | - | 97,423,596.38 | 4,425.81 | - | - | - | 4,425.81 | 4,425.81 | - | - | - | 4,425.81 | - | 97,419,170.57 | - | - |
| 100020000 Administration of Personnel Benefits | | | | | | | | | | | | | | | | | | | | | | | |
| PERSONNEL SERVICES | 50100000 00 | - | - | - | - | - | - | - | - | - | - | - | - | - | - | - | - | - | - | - | - | - | - |
| MAINTENANCE & OTHER OPERATING SERVICES | 50200000 00 | - | - | - | - | - | - | - | - | - | - | - | - | - | - | - | - | - | - | - | - | - | - |
| CAPITAL OUTLAY | 50600000 00 | - | - | - | - | - | - | - | - | - | - | - | - | - | - | - | - | - | - | - | - | - | - |
| TOTAL | | - | - | - | - | - | - | - | - | - | - | - | - | - | - | - | - | - | - | - | - | - | - |
| 200010000 Legal Services | | | | | | | | | | | | | | | | | | | | | | | |
| PERSONNEL SERVICES | 50100000 00 | - | - | - | - | - | - | - | - | - | - | - | - | - | - | - | - | - | - | - | - | - | - |
| MAINTENANCE & OTHER OPERATING SERVICES | 50200000 00 | 517,706.42 | - | 517,706.42 | 517,706.42 | - | - | - | 517,706.42 | 4,425.81 | - | - | - | 4,425.81 | - | - | - | - | - | - | 513,280.61 | 4,425.81 | - |
| CAPITAL OUTLAY | 50600000 00 | 14,000.00 | - | 14,000.00 | 14,000.00 | - | - | - | 14,000.00 | - | - | - | - | - | - | - | - | - | - | - | 14,000.00 | - | - |
| TOTAL | | 531,706.42 | - | 531,706.42 | 531,706.42 | - | - | - | 531,706.42 | 4,425.81 | - | - | - | 4,425.81 | - | - | - | - | - | - | 527,280.61 | 4,425.81 | - |
| 200020000 Management of Information Systems | | | | | | | | | | | | | | | | | | | | | | | |
| PERSONNEL SERVICES | 50100000 00 | - | - | - | - | - | - | - | - | - | - | - | - | - | - | - | - | - | - | - | - | - | - |
| MAINTENANCE & OTHER OPERATING SERVICES | 50200000 00 | 3,778,499.46 | - | 3,778,499.46 | 3,778,499.46 | - | - | - | 3,778,499.46 | 12,409.09 | - | - | - | 12,409.09 | 12,409.09 | - | - | - | 12,409.09 | - | 3,766,090.37 | - | - |
| CAPITAL OUTLAY | 50600000 00 | - | - | - | - | - | - | - | - | - | - | - | - | - | - | - | - | - | - | - | - | - | - |
| TOTAL | | 3,778,499.46 | - | 3,778,499.46 | 3,778,499.46 | - | - | - | 3,778,499.46 | 12,409.09 | - | - | - | 12,409.09 | 12,409.09 | - | - | - | 12,409.09 | - | 3,766,090.37 | - | - |
| 301010001 Financial and Fiscal Planning and Programming | | | | | | | | | | | | | | | | | | | | | | | |
| PERSONNEL SERVICES | 50100000 00 | - | - | - | - | - | - | - | - | - | - | - | - | - | - | - | - | - | - | - | - | - | - |
| MAINTENANCE & OTHER OPERATING SERVICES | 50200000 00 | 1,743,028.52 | - | 1,743,028.52 | 1,743,028.52 | - | - | - | 1,743,028.52 | 545.45 | - | - | - | 545.45 | 545.45 | - | - | - | 545.45 | - | 1,742,483.07 | - | - |
| CAPITAL OUTLAY | 50600000 00 | 122,000.00 | - | 122,000.00 | 122,000.00 | - | - | - | 122,000.00 | - | - | - | - | - | - | - | - | - | - | - | 122,000.00 | - | - |
| TOTAL | | 1,865,028.52 | - | 1,865,028.52 | 1,865,028.52 | - | - | - | 1,865,028.52 | 545.45 | - | - | - | 545.45 | 545.45 | - | - | - | 545.45 | - | 1,864,483.07 | - | - |
| 301010002 Consolidation, Analysis, Generation of Reports, Planning and Programming/Project Formulation on Revenue Statistics | | | | | | | | | | | | | | | | | | | | | | | |
| PERSONNEL SERVICES | 50100000 00 | - | - | - | - | - | - | - | - | - | - | - | - | - | - | - | - | - | - | - | - | - | - |
| MAINTENANCE & OTHER OPERATING SERVICES | 50200000 00 | 380,073.92 | - | 380,073.92 | 380,073.92 | - | - | - | 380,073.92 | - | - | - | - | - | - | - | - | - | - | - | 380,073.92 | - | - |
| CAPITAL OUTLAY | 50600000 00 | 22,000.00 | - | 22,000.00 | 22,000.00 | - | - | - | 22,000.00 | - | - | - | - | - | - | - | - | - | - | - | 22,000.00 | - | - |
| TOTAL | | 402,073.92 | - | 402,073.92 | 402,073.92 | - | - | - | 402,073.92 | - | - | - | - | - | - | - | - | - | - | - | 402,073.92 | - | - |
| 301010003 Philippine Extractive Industries Transparency Initiative (PH-EITI) | | | | | | | | | | | | | | | | | | | | | | | |
| PERSONNEL SERVICES | 50100000 00 | - | - | - | - | - | - | - | - | - | - | - | - | - | - | - | - | - | - | - | - | - | - |
| MAINTENANCE & OTHER OPERATING SERVICES | 50200000 00 | 598,439.43 | - | 598,439.43 | 598,439.43 | - | - | - | 598,439.43 | 77,073.17 | - | - | - | 77,073.17 | - | - | - | - | - | - | 521,366.26 | 77,073.17 | - |
| CAPITAL OUTLAY | 50600000 00 | 17,000.00 | - | 17,000.00 | 17,000.00 | - | - | - | 17,000.00 | - | - | - | - | - | - | - | - | - | - | - | 17,000.00 | - | - |
| TOTAL | | 615,439.43 | - | 615,439.43 | 615,439.43 | - | - | - | 615,439.43 | 77,073.17 | - | - | - | 77,073.17 | - | - | - | - | - | - | 538,366.26 | 77,073.17 | - |

STATEMENT OF APPROPRIATIONS, ALLOTMENTS, OBLIGATIONS, DISBURSEMENTS AND BALANCES
As of the Quarter Ending March 31, 2016

Department: Department of Finance
Agency/Operating Unit: Office of the Secretary
Organizational Code (UACS): 11 001 0000000
Funding Source Code (as clustered): 01102101, 01102402 & 01102405

| | |
|---|-----------------------------|
| | Current Year Appropriations |
| | Supplemental Appropriations |
| x | Continuing Appropriations |

| Particulars | UACS CODE | Appropriations | | | Allotments | | | | | Current Year Obligations | | | | | Current Year Disbursements | | | | | Balances | | | |
|---|-------------|---------------------------|---|-------------------------|---------------------|---------------------------------------|-------------|---------------|---------------------------|-----------------------------|----------------------------|-----------------------------|----------------------------|------------------|-----------------------------|----------------------------|-----------------------------|----------------------------|------------------|---------------------------|-----------------------|------------------------------------|----------------------------|
| | | Authorized Appropriations | Adjustments (Transfer To/From, Realignment) | Adjusted Appropriations | Allotments Received | Adjustments (Withdrawal, Realignment) | Transfer To | Transfer From | Adjusted Total Allotments | 1st Quarter ending March 31 | 2nd Quarter ending June 30 | 3rd Quarter ending Sept. 30 | 4th Quarter ending Dec. 31 | Total | 1st Quarter ending March 31 | 2nd Quarter ending June 30 | 3rd Quarter ending Sept. 30 | 4th Quarter ending Dec. 31 | Total | Unreleased Appropriations | Unobligated Allotment | Unpaid Obligations (15-20)=(23+24) | |
| | | | | | | | | | | | | | | | | | | | | | | Due and Demandable | Not Yet Due and Demandable |
| 1 | 2 | 3 | 4 | 5=(3+4) | 6 | 7 | 8 | 9 | 10=(16+-(7)+8-9) | 11 | 12 | 13 | 14 | 15=(11+12+13+14) | 16 | 17 | 18 | 19 | 20=(16+17+18+19) | 21=(5-6) | 22=(10-15) | 23 | 24 |
| 301020000 Tax Policy Research and Formulation | | | | | | | | | | | | | | | | | | | | | | | |
| PERSONNEL SERVICES | 50100000 00 | - | - | - | - | - | - | - | - | - | - | - | - | - | - | - | - | - | - | - | - | - | - |
| MAINTENANCE & OTHER OPERATING SERVICES | 50200000 00 | 328.76 | - | 328.76 | 328.76 | - | - | - | 328.76 | - | - | - | - | - | - | - | - | - | - | - | 328.76 | - | - |
| CAPITAL OUTLAY | 50600000 00 | 110,600.00 | - | 110,600.00 | 110,600.00 | - | - | - | 110,600.00 | - | - | - | - | - | - | - | - | - | - | - | 110,600.00 | - | - |
| TOTAL | | 110,928.76 | - | 110,928.76 | 110,928.76 | - | - | - | 110,928.76 | - | - | - | - | - | - | - | - | - | - | - | 110,928.76 | - | - |
| 301030000 Preparation of Inputs of Financial and Economic Policies of International Development | | | | | | | | | | | | | | | | | | | | | | | |
| PERSONNEL SERVICES | 50100000 00 | - | - | - | - | - | - | - | - | - | - | - | - | - | - | - | - | - | - | - | - | - | - |
| MAINTENANCE & OTHER OPERATING SERVICES | 50200000 00 | 25,950,821.91 | - | 25,950,821.91 | 25,950,821.91 | - | - | - | 25,950,821.91 | 36,871.71 | - | - | - | 36,871.71 | 33,952.71 | - | - | - | 33,952.71 | - | 25,913,950.20 | 2,919.00 | - |
| CAPITAL OUTLAY | 50600000 00 | 12,000.00 | - | 12,000.00 | 12,000.00 | - | - | - | 12,000.00 | - | - | - | - | - | - | - | - | - | - | - | 12,000.00 | - | - |
| TOTAL | | 25,962,821.91 | - | 25,962,821.91 | 25,962,821.91 | - | - | - | 25,962,821.91 | 36,871.71 | - | - | - | 36,871.71 | 33,952.71 | - | - | - | 33,952.71 | - | 25,925,950.20 | 2,919.00 | - |
| 302010000 Privatization Group and Council Secretariat Support | | | | | | | | | | | | | | | | | | | | | | | |
| PERSONNEL SERVICES | 50100000 00 | - | - | - | - | - | - | - | - | - | - | - | - | - | - | - | - | - | - | - | - | - | - |
| MAINTENANCE & OTHER OPERATING SERVICES | 50200000 00 | 17,071.43 | - | 17,071.43 | 17,071.43 | - | - | - | 17,071.43 | - | - | - | - | - | - | - | - | - | - | - | 17,071.43 | - | - |
| CAPITAL OUTLAY | 50600000 00 | 20,000.00 | - | 20,000.00 | 20,000.00 | - | - | - | 20,000.00 | - | - | - | - | - | - | - | - | - | - | - | 20,000.00 | - | - |
| TOTAL | | 37,071.43 | - | 37,071.43 | 37,071.43 | - | - | - | 37,071.43 | - | - | - | - | - | - | - | - | - | - | - | 37,071.43 | - | - |
| 302020000 Revenue Integrity Protection Service (RIPS) Activities | | | | | | | | | | | | | | | | | | | | | | | |
| PERSONNEL SERVICES | 50100000 00 | - | - | - | - | - | - | - | - | - | - | - | - | - | - | - | - | - | - | - | - | - | - |
| MAINTENANCE & OTHER OPERATING SERVICES | 50200000 00 | 2,100,637.07 | - | 2,100,637.07 | 2,100,637.07 | - | - | - | 2,100,637.07 | 4,934.00 | - | - | - | 4,934.00 | 4,934.00 | - | - | - | 4,934.00 | - | 2,095,703.07 | - | - |
| CAPITAL OUTLAY | 50600000 00 | 99,640.00 | - | 99,640.00 | 99,640.00 | - | - | - | 99,640.00 | 52,000.00 | - | - | - | 52,000.00 | - | - | - | - | - | - | 47,640.00 | 52,000.00 | - |
| TOTAL | | 2,200,277.07 | - | 2,200,277.07 | 2,200,277.07 | - | - | - | 2,200,277.07 | 56,934.00 | - | - | - | 56,934.00 | 4,934.00 | - | - | - | 4,934.00 | - | 2,143,343.07 | 52,000.00 | - |
| 302030000 Processing of tax exemption requests and oversight of tax law implementation | | | | | | | | | | | | | | | | | | | | | | | |
| PERSONNEL SERVICES | 50100000 00 | - | - | - | - | - | - | - | - | - | - | - | - | - | - | - | - | - | - | - | - | - | - |
| MAINTENANCE & OTHER OPERATING SERVICES | 50200000 00 | 18,521,191.24 | - | 18,521,191.24 | 18,521,191.24 | - | - | - | 18,521,191.24 | 2,692.44 | - | - | - | 2,692.44 | 2,692.44 | - | - | - | 2,692.44 | - | 18,518,498.80 | - | - |
| CAPITAL OUTLAY | 50600000 00 | 7,426,337.18 | - | 7,426,337.18 | 7,426,337.18 | - | - | - | 7,426,337.18 | - | - | - | - | - | - | - | - | - | - | - | 7,426,337.18 | - | - |
| TOTAL | | 25,947,528.42 | - | 25,947,528.42 | 25,947,528.42 | - | - | - | 25,947,528.42 | 2,692.44 | - | - | - | 2,692.44 | 2,692.44 | - | - | - | 2,692.44 | - | 25,944,835.98 | - | - |
| 302040000 Operation of One-Stop Shop Inter-Agency Tax Credit and Duty Draw-Back Center | | | | | | | | | | | | | | | | | | | | | | | |
| PERSONNEL SERVICES | 50100000 00 | - | - | - | - | - | - | - | - | - | - | - | - | - | - | - | - | - | - | - | - | - | - |
| MAINTENANCE & OTHER OPERATING SERVICES | 50200000 00 | 170,850.31 | - | 170,850.31 | 170,850.31 | - | - | - | 170,850.31 | - | - | - | - | - | - | - | - | - | - | - | 170,850.31 | - | - |
| CAPITAL OUTLAY | 50600000 00 | - | - | - | - | - | - | - | - | - | - | - | - | - | - | - | - | - | - | - | - | - | - |
| TOTAL | | 170,850.31 | - | 170,850.31 | 170,850.31 | - | - | - | 170,850.31 | - | - | - | - | - | - | - | - | - | - | - | 170,850.31 | - | - |

STATEMENT OF APPROPRIATIONS, ALLOTMENTS, OBLIGATIONS, DISBURSEMENTS AND BALANCES
As of the Quarter Ending March 31, 2016

Department: Department of Finance
Agency/Operating Unit: Office of the Secretary
Organizational Code (UACS): 11 001 0000000
Funding Source Code (as clustered): 01102101, 01102402 & 01102405

| | |
|---|-----------------------------|
| | Current Year Appropriations |
| | Supplemental Appropriations |
| X | Continuing Appropriations |

| Particulars | UACS CODE | Appropriations | | | Allotments | | | | | Current Year Obligations | | | | | Current Year Disbursements | | | | | Balances | | | |
|--|-------------|---------------------------|---|-------------------------|---------------------|---------------------------------------|-------------|---------------|---------------------------|-----------------------------|----------------------------|-----------------------------|----------------------------|------------------|-----------------------------|----------------------------|-----------------------------|----------------------------|------------------|---------------------------|-----------------------|------------------------------------|----------------------------|
| | | Authorized Appropriations | Adjustments (Transfer To/From, Realignment) | Adjusted Appropriations | Allotments Received | Adjustments (Withdrawal, Realignment) | Transfer To | Transfer From | Adjusted Total Allotments | 1st Quarter ending March 31 | 2nd Quarter ending June 30 | 3rd Quarter ending Sept. 30 | 4th Quarter ending Dec. 31 | Total | 1st Quarter ending March 31 | 2nd Quarter ending June 30 | 3rd Quarter ending Sept. 30 | 4th Quarter ending Dec. 31 | Total | Unreleased Appropriations | Unobligated Allotment | Unpaid Obligations (15-20)=(23+24) | |
| | | | | | | | | | | | | | | | | | | | | | | Due and Demandable | Not Yet Due and Demandable |
| 1 | 2 | 3 | 4 | 5=(3+4) | 6 | 7 | 8 | 9 | 10=([6+7]-8+9) | 11 | 12 | 13 | 14 | 15=(11+12+13+14) | 16 | 17 | 18 | 19 | 20=(16+17+18+19) | 21=(5-6) | 22=(10-15) | 23 | 24 |
| II. AUTOMATIC APPROPRIATIONS | | | | | | | | | | | | | | | | | | | | | | | |
| Sub-Total, Automatic Appropriations | | | | | | | | | | | | | | | | | | | | | | | |
| PERSONNEL SERVICES | 50100000 00 | - | - | - | - | - | - | - | - | - | - | - | - | - | - | - | - | - | - | - | - | - | - |
| MAINTENANCE & OTHER OPERATING SERVICES | 50200000 00 | - | - | - | - | - | - | - | - | - | - | - | - | - | - | - | - | - | - | - | - | - | - |
| CAPITAL OUTLAY | 50600000 00 | - | - | - | - | - | - | - | - | - | - | - | - | - | - | - | - | - | - | - | - | - | - |
| TOTAL | | - | - | - | - | - | - | - | - | - | - | - | - | - | - | - | - | - | - | - | - | - | - |
| III. SPECIAL PURPOSE FUNDS | | | | | | | | | | | | | | | | | | | | | | | |
| International Commitments Fund | | | | | | | | | | | | | | | | | | | | | | | |
| PERSONNEL SERVICES | 50100000 00 | - | - | - | - | - | - | - | - | - | - | - | - | - | - | - | - | - | - | - | - | - | - |
| MAINTENANCE & OTHER OPERATING SERVICES | 50200000 00 | - | 2,458,852.10 | 2,458,852.10 | 2,458,852.10 | - | - | - | 2,458,852.10 | - | - | - | - | - | - | - | - | - | - | - | 2,458,852.10 | - | - |
| CAPITAL OUTLAY | 50600000 00 | - | - | - | - | - | - | - | - | - | - | - | - | - | - | - | - | - | - | - | - | - | - |
| TOTAL | | - | 2,458,852.10 | 2,458,852.10 | 2,458,852.10 | - | - | - | 2,458,852.10 | - | - | - | - | - | - | - | - | - | - | - | 2,458,852.10 | - | - |
| Contingent Fund | | | | | | | | | | | | | | | | | | | | | | | |
| PERSONNEL SERVICES | 50100000 00 | - | - | - | - | - | - | - | - | - | - | - | - | - | - | - | - | - | - | - | - | - | - |
| MAINTENANCE & OTHER OPERATING SERVICES | 50200000 00 | - | 1,281,439.97 | 1,281,439.97 | 1,281,439.97 | - | - | - | 1,281,439.97 | - | - | - | - | - | - | - | - | - | - | - | 1,281,439.97 | - | - |
| CAPITAL OUTLAY | 50600000 00 | - | - | - | - | - | - | - | - | - | - | - | - | - | - | - | - | - | - | - | - | - | - |
| TOTAL | | - | 1,281,439.97 | 1,281,439.97 | 1,281,439.97 | - | - | - | 1,281,439.97 | - | - | - | - | - | - | - | - | - | - | - | 1,281,439.97 | - | - |

STATEMENT OF APPROPRIATIONS, ALLOTMENTS, OBLIGATIONS, DISBURSEMENTS AND BALANCES
As of the Quarter Ending March 31, 2016

| | |
|---|-----------------------------|
| | Current Year Appropriations |
| | Supplemental Appropriations |
| x | Continuing Appropriations |

Department: Department of Finance
Agency/Operating Unit: Office of the Secretary
Organizational Code (UACS): 11 001 0000000
Funding Source Code (as clustered): 01102101, 01102402 & 01102405

| Particulars | UACS CODE | Appropriations | | | Allotments | | | | | Current Year Obligations | | | | | Current Year Disbursements | | | | | Balances | | | |
|--|-------------|---------------------------|---|-------------------------|---------------------|---------------------------------------|-------------|---------------|---------------------------|-----------------------------|----------------------------|-----------------------------|----------------------------|------------------|-----------------------------|----------------------------|-----------------------------|----------------------------|------------------|---------------------------|-----------------------|------------------------------------|----------------------------|
| | | Authorized Appropriations | Adjustments (Transfer To/From, Realignment) | Adjusted Appropriations | Allotments Received | Adjustments (Withdrawal, Realignment) | Transfer To | Transfer From | Adjusted Total Allotments | 1st Quarter ending March 31 | 2nd Quarter ending June 30 | 3rd Quarter ending Sept. 30 | 4th Quarter ending Dec. 31 | Total | 1st Quarter ending March 31 | 2nd Quarter ending June 30 | 3rd Quarter ending Sept. 30 | 4th Quarter ending Dec. 31 | Total | Unreleased Appropriations | Unobligated Allotment | Unpaid Obligations (15-20)=(23+24) | |
| | | | | | | | | | | | | | | | | | | | | | | Due and Demandable | Not Yet Due and Demandable |
| 1 | 2 | 3 | 4 | 5=(3+4) | 6 | 7 | 8 | 9 | 10=(8+(-17)+8+9) | 11 | 12 | 13 | 14 | 15=(11+12+13+14) | 16 | 17 | 18 | 19 | 20=(16+17+18+19) | 21=(5-6) | 22=(10-15) | 23 | 24 |
| Sub-Total, Special Purpose Funds | | | | | | | | | | | | | | | | | | | | | | | |
| PERSONNEL SERVICES | 50100000 00 | - | - | - | - | - | - | - | - | - | - | - | - | - | - | - | - | - | - | - | - | - | - |
| MAINTENANCE & OTHER OPERATING SERVICES | 50200000 00 | - | 3,740,292.07 | 3,740,292.07 | 3,740,292.07 | - | - | - | 3,740,292.07 | - | - | - | - | - | - | - | - | - | - | - | 3,740,292.07 | - | - |
| CAPITAL OUTLAY | 50600000 00 | - | - | - | - | - | - | - | - | - | - | - | - | - | - | - | - | - | - | - | - | - | - |
| TOTAL | | - | 3,740,292.07 | 3,740,292.07 | 3,740,292.07 | - | - | - | 3,740,292.07 | - | - | - | - | - | - | - | - | - | - | - | 3,740,292.07 | - | - |
| GRAND TOTAL | | | | | | | | | | | | | | | | | | | | | | | |
| PERSONNEL SERVICES | 50100000 00 | - | - | - | - | - | - | - | - | - | - | - | - | - | - | - | - | - | - | - | - | - | - |
| MAINTENANCE & OTHER OPERATING SERVICES | 50200000 00 | 268,917,401.37 | 3,740,292.07 | 272,657,693.44 | 62,078,693.44 | - | - | - | 62,078,693.44 | 177,128.45 | - | - | - | 177,128.45 | 62,959.50 | - | - | - | 62,959.50 | 210,579,000.00 | 61,901,564.99 | 114,168.95 | - |
| CAPITAL OUTLAY | 50600000 00 | 104,042,804.54 | - | 104,042,804.54 | 104,042,804.54 | - | - | - | 104,042,804.54 | 52,000.00 | - | - | - | 52,000.00 | - | - | - | - | - | - | 103,990,804.54 | 52,000.00 | - |
| TOTAL | | 372,960,205.91 | 3,740,292.07 | 376,700,497.98 | 166,121,497.98 | - | - | - | 166,121,497.98 | 229,128.45 | - | - | - | 229,128.45 | 62,959.50 | - | - | - | 62,959.50 | 210,579,000.00 | 165,892,369.53 | 166,168.95 | - |
| PRIOR YEARS' OBLIGATIONS | | | | | | | | | | | | | | | | | | | | | | | |
| PERSONNEL SERVICES | 50100000 00 | - | 6,752,266.60 | 6,752,266.60 | 6,752,266.60 | - | - | - | 6,752,266.60 | 6,752,266.60 | - | - | - | 6,752,266.60 | 2,301,378.80 | - | - | - | 2,301,378.80 | - | - | 4,450,887.80 | - |
| MAINTENANCE & OTHER OPERATING SERVICES | 50200000 00 | - | 128,496,030.09 | 128,496,030.09 | 128,496,030.09 | - | - | - | 128,496,030.09 | 128,496,030.09 | - | - | - | 128,496,030.09 | 25,124,317.66 | - | - | - | 25,124,317.66 | - | - | 103,371,712.43 | - |
| CAPITAL OUTLAY | 50600000 00 | - | 149,390,913.61 | 149,390,913.61 | 149,390,913.61 | - | - | - | 149,390,913.61 | 149,390,913.61 | - | - | - | 149,390,913.61 | 6,945,814.28 | - | - | - | 6,945,814.28 | - | - | 142,445,099.33 | - |
| TOTAL | | - | 284,639,210.30 | 284,639,210.30 | 284,639,210.30 | - | - | - | 284,639,210.30 | 284,639,210.30 | - | - | - | 284,639,210.30 | 34,371,510.74 | - | - | - | 34,371,510.74 | - | - | 250,267,699.56 | - |
| Recapitulation by MFO: | | | | | | | | | | | | | | | | | | | | | | | |
| MFO 1 Financial Sector and Fiscal Policy Services (Domestic and International) | 301000000 | 28,956,292.54 | 3,740,292.07 | 32,696,584.61 | 32,696,584.61 | - | - | - | 32,696,584.61 | 114,490.33 | - | - | - | 114,490.33 | 34,498.16 | - | - | - | 34,498.16 | - | 32,582,094.28 | 79,992.17 | - |
| MFO 2 Public Sector Financial Resources Management Services | 302000000 | 31,335,897.21 | - | 31,335,897.21 | 31,335,897.21 | - | - | - | 31,335,897.21 | 93,377.41 | - | - | - | 93,377.41 | 11,626.44 | - | - | - | 11,626.44 | - | 31,242,519.80 | 81,750.97 | - |
| MFO 3 Municipal Development Fund Administration Services | 303000000 | 355,213.90 | - | 355,213.90 | 355,213.90 | - | - | - | 355,213.90 | - | - | - | - | - | - | - | - | - | - | - | 355,213.90 | - | - |
| TOTAL | | 60,647,403.65 | 3,740,292.07 | 64,387,695.72 | 64,387,695.72 | - | - | - | 64,387,695.72 | 207,867.74 | - | - | - | 207,867.74 | 46,124.60 | - | - | - | 46,124.60 | - | 64,179,827.98 | 161,743.14 | - |


STATEMENT OF APPROPRIATIONS, ALLOTMENTS, OBLIGATIONS, DISBURSEMENTS AND BALANCES
As of the Quarter Ending March 31, 2016

Department: Department of Finance
Agency/Operating Unit: Office of the Secretary
Organizational Code (UACS): 11 001 0000000
Funding Source Code (as clustered): 01102101, 01102402 & 01102405


| | |
|---|-----------------------------|
| | Current Year Appropriations |
| | Supplemental Appropriations |
| x | Continuing Appropriations |

| Particulars | UACS CODE | Appropriations | | | Allotments | | | | Current Year Obligations | | | | | | Current Year Disbursements | | | | | Balances | | | |
|--|-----------|---------------------------|---|-------------------------|---------------------|---------------------------------------|-------------|---------------|---------------------------|-----------------------------|----------------------------|-----------------------------|----------------------------|------------------|-----------------------------|----------------------------|-----------------------------|----------------------------|------------------|---------------------------|-----------------------|------------------------------------|----------------------------|
| | | Authorized Appropriations | Adjustments (Transfer To/From, Realignment) | Adjusted Appropriations | Allotments Received | Adjustments (Withdrawal, Realignment) | Transfer To | Transfer From | Adjusted Total Allotments | 1st Quarter ending March 31 | 2nd Quarter ending June 30 | 3rd Quarter ending Sept. 30 | 4th Quarter ending Dec. 31 | Total | 1st Quarter ending March 31 | 2nd Quarter ending June 30 | 3rd Quarter ending Sept. 30 | 4th Quarter ending Dec. 31 | Total | Unreleased Appropriations | Unobligated Allotment | Unpaid Obligations (15-20)=(23+24) | |
| | | | | | | | | | | | | | | | | | | | | | | Due and Demandable | Not Yet Due and Demandable |
| 1 | 2 | 3 | 4 | 5=(3+4) | 6 | 7 | 8 | 9 | 10=(6+7+8+9) | 11 | 12 | 13 | 14 | 15=(11+12+13+14) | 16 | 17 | 18 | 19 | 20=(16+17+18+19) | 21=(5-6) | 22=(10-15) | 23 | 24 |
| OF WHICH: | | | | | | | | | | | | | | | | | | | | | | | |
| Major Programs/Projects | | | | | | | | | | | | | | | | | | | | | | | |
| KRA No. 1 - Anti-Corruption, Transparent, Accountable and Participatory Governance | | 60,647,403.65 | 3,740,292.07 | 64,387,695.72 | 64,387,695.72 | - | - | - | 64,387,695.72 | 207,867.74 | - | - | - | 207,867.74 | 46,124.60 | - | - | - | 46,124.60 | - | 64,179,827.98 | 161,743.14 | - |
| MFO 1 Financial Sector and Fiscal Policy Services (Domestic and International) | 301000000 | 28,956,292.54 | 3,740,292.07 | 32,696,584.61 | 32,696,584.61 | - | - | - | 32,696,584.61 | 114,490.33 | - | - | - | 114,490.33 | 34,498.16 | - | - | - | 34,498.16 | - | 32,582,094.28 | 79,992.17 | - |
| Financial and fiscal planning & programming consolidation | 301010001 | 1,865,028.52 | - | 1,865,028.52 | 1,865,028.52 | - | - | - | 1,865,028.52 | 545.45 | - | - | - | 545.45 | 545.45 | - | - | - | 545.45 | - | 1,864,483.07 | - | - |
| Consolidation, analysis, generation of reports, planning and programming/project formulation on revenue statistics | 301010002 | 402,073.92 | - | 402,073.92 | 402,073.92 | - | - | - | 402,073.92 | - | - | - | - | - | - | - | - | - | - | - | 402,073.92 | - | - |
| Philippine Extractive Industries Transparency Initiative (PH-EITI) | 301010003 | 615,436.43 | - | 615,436.43 | 615,436.43 | - | - | - | 615,436.43 | 77,073.17 | - | - | - | 77,073.17 | - | - | - | - | - | - | 536,366.26 | 77,073.17 | - |
| Tax policy research and formulation | 301020000 | 110,926.76 | - | 110,926.76 | 110,926.76 | - | - | - | 110,926.76 | - | - | - | - | - | - | - | - | - | - | - | 110,926.76 | - | - |
| Preparation of inputs of financial and economic policies of international development | 301030000 | 25,962,821.91 | 3,740,292.07 | 29,703,113.98 | 29,703,113.98 | - | - | - | 29,703,113.98 | 36,871.71 | - | - | - | 36,871.71 | 33,952.71 | - | - | - | 33,952.71 | - | 29,666,242.27 | 2,919.00 | - |
| MFO 2 Public Sector Financial Resources Management Services | 302000000 | 31,335,897.21 | - | 31,335,897.21 | 31,335,897.21 | - | - | - | 31,335,897.21 | 93,377.41 | - | - | - | 93,377.41 | 11,626.44 | - | - | - | 11,626.44 | - | 31,242,519.80 | 81,750.97 | - |
| Privatization Group and Council Secretariat support | 302010000 | 37,071.43 | - | 37,071.43 | 37,071.43 | - | - | - | 37,071.43 | - | - | - | - | - | - | - | - | - | - | - | 37,071.43 | - | - |
| Revenue Integrity Protection Service (RIPS) activities | 302020000 | 2,200,277.07 | - | 2,200,277.07 | 2,200,277.07 | - | - | - | 2,200,277.07 | 56,934.00 | - | - | - | 56,934.00 | 4,934.00 | - | - | - | 4,934.00 | - | 2,143,343.07 | 52,000.00 | - |
| Processing of tax exemption requests and oversight of tax law implementation | 302030000 | 25,947,528.42 | - | 25,947,528.42 | 25,947,528.42 | - | - | - | 25,947,528.42 | 2,692.44 | - | - | - | 2,692.44 | 2,692.44 | - | - | - | 2,692.44 | - | 25,944,835.98 | - | - |
| Operation of One-Stop Shop Inter-Agency Tax Credit and Duty Draw-Back Center | 302040000 | 170,850.31 | - | 170,850.31 | 170,850.31 | - | - | - | 170,850.31 | - | - | - | - | - | - | - | - | - | - | - | 170,850.31 | - | - |
| Negotiation of international financing transactions | 302050000 | 1,542,084.83 | - | 1,542,084.83 | 1,542,084.83 | - | - | - | 1,542,084.83 | 33,750.97 | - | - | - | 33,750.97 | 4,000.00 | - | - | - | 4,000.00 | - | 1,508,333.86 | 29,750.97 | - |
| Monitoring, performance evaluation and coordination of the government corporate sector | 302060000 | 1,438,085.15 | - | 1,438,085.15 | 1,438,085.15 | - | - | - | 1,438,085.15 | - | - | - | - | - | - | - | - | - | - | - | 1,438,085.15 | - | - |
| MFO 3 Municipal Development Fund Administration Services | 303000000 | 355,213.90 | - | 355,213.90 | 355,213.90 | - | - | - | 355,213.90 | - | - | - | - | - | - | - | - | - | - | - | 355,213.90 | - | - |
| Administration of funds for municipal development | 303010000 | 355,213.90 | - | 355,213.90 | 355,213.90 | - | - | - | 355,213.90 | - | - | - | - | - | - | - | - | - | - | - | 355,213.90 | - | - |


Certified Correct:


MARICELY V. ESCOBAR
OIC, Budget Division


Certified Correct:


LOLITA R. VERDADERO
Chief Accountant

Recommending Approval:


MA. LOURDES V. DEDAL
Director IV, Central Financial Management Office

Approved by:


MA. LOURDES B. RECENTE
Undersecretary and Chief of Staff