

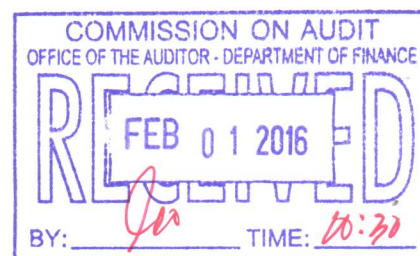
*Acety*

# Department of Finance (OSEC)

## Detailed Statement of Financial Position

As of September 30, 2015

All Funds  
(Consolidated Regular Agency and Special Account Funds and Trust)



<b>ASSETS</b>			
<b>Current Assets</b>			
Cash and Cash Equivalent			
Cash on Hand			
Cash - Collecting Officer	36,923.73		
Petty Cash	415,000.00	451,923.73	
Cash in Bank - Local Currency			
Cash in Bank - Local Currency, Current Account		80,877,798.36	
Cash in Bank - Foreign Currency			
Cash in Bank - Foreign Currency, Savings Account		27,510,140.57	
Treasury/Agency Cash Accounts			
Cash-Treasury/Agency Deposit, Regular	11,392,885.24		
Cash-Modified Disbursements System (MDS), Regular	0.00		
Cash-Modified Disbursements System (MDS), Trust	322,868.36	11,715,753.60	120,555,616.26
<b>Receivables</b>			
Inter-Agency Receivables			
Due from National Government Agencies	21,389,282.33		
Due from Government-Owned and/or Controlled Corporations	24,006,106.83	45,395,389.16	
Other Receivables			
Receivables - Disallowances/Charges	2,252,028.15		
Due from Officers and Employees	78,013.61		
Other Receivables	287,553.89	2,617,595.65	48,012,984.81
<b>Inventories</b>			
Inventory held for Consumptions			
Office Supplies Inventory	10,861,262.68		
Accountable Forms, Plates and Stickers Inventory	155,530.28		
Medical, Dental and Laboratory Supplies Inventory	1,767.54		
Fuel, Oil and Lubricants Inventory	14,235.00		
Other Supplies and Materials Inventory	1,707,359.74		12,740,155.24
<b>Other Current Assets</b>			
Advances			
Advances to Special Disbursing Officer	5,107,689.12		
Advances to Officers and Employees	3,359,855.09	8,467,544.21	
Prepayments			
Advances to Contractors	7,942,083.98		
Prepaid Insurance	2,664,046.55		
Other Prepayments	5,007,027.42	15,613,157.95	24,080,702.16
<b>Total Current Assets</b>			205,389,458.47
<b>Non-Current Assets</b>			
Investments			
Financial Assets - Others			
Investments in Stocks	3,500.00		
Other Investments	279,244.40		282,744.40
<b>Property Plant and Equipment</b>			
Land			
Land		329,268,352.72	
Land Improvements			
Other Land Improvements	896,300.00		
Less: Accumulated Depreciation - Other Land Improvements	423,217.74	473,082.26	
<b>Infrastructure Assets</b>			
Power Supply	98,490.84		
Less: Accumulated Depreciation - Power Supply	68,092.47	30,398.37	

Buildings and Other Structures			
Buildings	669,632,013.80		
Less: Accumulated Depreciation - Buildings	<u>253,742,969.72</u>	415,889,044.08	
Other Structures	12,700,149.06		
Less: Accumulated Depreciation - Other Structures	<u>1,061,055.98</u>	11,639,093.08	427,528,137.16
Machinery and Equipment			
Office Equipment	403,496.54		
Less: Accumulated Depreciation - Office Equipment	<u>234,332.51</u>	169,164.03	
Information and Communication Technology Equipment	222,069,073.91		
Less: Accumulated Depreciation - Information and Communication Tec	<u>131,074,242.94</u>	90,994,830.97	
Communication Equipment	3,416,739.26		
Less: Accumulated Depreciation - Communication Equipment	<u>1,746,634.75</u>	1,670,104.51	
Disaster Response and Rescue Equipment	52,014.40		
Less: Accumulated Depreciation - Disaster Response and Rescue Equ	<u>41,753.92</u>	10,260.48	
Military, Police and Security Equipment	181,428.46		
Accumulated Depreciation - Military, Police and Security Equipment	<u>163,378.85</u>	18,049.61	
Medical Equipment	541,590.00		
Less: Accumulated Depreciation - Medical Equipment	<u>244,526.35</u>	297,063.65	
Sports Equipment	6,950.00		
Less: Accumulated Depreciation - Sports Equipment	<u>5,976.57</u>	973.43	
Other Machinery and Equipment	6,863,489.46		
Less: Accumulated Depreciation - Other Machinery and Equipment	<u>2,837,483.57</u>	4,026,005.89	97,186,452.57
Transportation Equipment			
Motor Vehicles	31,400,400.00		
Less: Accumulated Depreciation - Motor Vehicles	<u>18,198,954.61</u>		13,201,445.39
Furniture and Fixtures and Books			
Furniture and Fixtures	39,504,474.55		
Less: Accumulated Depreciation - Furniture and Fixtures	<u>13,578,619.40</u>	25,925,855.15	
Books	1,940,464.65		
Less: Accumulated Depreciation - Books	<u>1,140,333.49</u>	800,131.16	26,725,986.31
Construction in Progress			
Construction in Progress - Buildings and Other Structures			139,707,841.45
Other Property, Plant and Equipment			
Other Property, Plant and Equipment	298,190.92		
Less: Accumulated Depreciation - Other Property, Plant and Equipmer	<u>146,260.73</u>	151,930.19	1,034,273,626.42
Intangible assets			
Intangible Assets			
Computer Software	22,635,257.63		
Less: Accumulated Amortization - Computer Software	<u>19,645,790.69</u>		2,989,466.94
Other Non-Current Assets			
Other Assets			<u>27,876,551.11</u>
Total Non-Current Assets			<u>1,065,422,388.87</u>
<b>TOTAL ASSETS</b>			<b><u>1,270,811,847.34</u></b>
TOTAL LIABILITIES			
Current Liabilities			
Payable Accounts			
Due to Officers and Employees		<u>19,775.47</u>	19,775.47
Inter-Agency Payables			
Due to BIR		7,378,249.20	
Due to GSIS		409,407.12	
Due to Pag-IBIG		(6,734.50)	
Due to PhilHealth		115,364.89	
Due to NGAs		6,529,084.88	

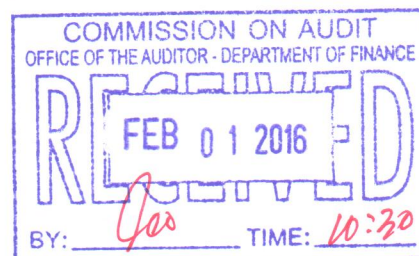
Due to GOCCs	1,754,633.33	16,180,004.92	
Trust Liabilities			
Trust Liabilities	1,391,567.34		
Bail Bonds Payable	9,000.00		
Guaranty/Security Deposits Payable	8,177,968.64	9,578,535.98	
Other Payables			
Other Payables		1,104,511.61	
<b>TOTAL LIABILITIES</b>			26,882,827.98
<b>EQUITY</b>			
Government Equity			
Accumulated Surplus/(Deficit)		1,182,383,902.49	
Add: Current Operations		61,545,116.87	1,243,929,019.36
<b>TOTAL LIABILITIES AND EQUITY</b>			<b>1,270,811,847.34</b>



andy

**Department of Finance**  
Central Office  
**Detailed Statement of Financial Performance**  
As of September 30, 2015

(all funds)



Revenue

Service and Business Income

Service Income

Clearance and Certification Fees	85,600.00		
Processing Fees	8,450,044.20		
Other Service Income	<u>486,800.00</u>	9,022,444.20	
Business Income			
Rent/Lease Income	753,500.16		
Interest Income	<u>158,309.82</u>	<u>911,809.98</u>	<u>9,934,254.18</u>

**Total Revenue**

9,934,254.18

Less: Current Operating Expenses

Personnel Services

Salaries and Wages

Salaries and Wages - Regular	114,304,368.88		
Salaries and Wages - Casual/Contractual	<u>4,170,074.84</u>	118,474,443.72	

Other Compensation

Personal Economic Relief Allowance (PERA)	7,193,446.59		
Representation Allowance (RA)	5,457,625.00		
Transportation Allowance (TA)	3,775,875.00		
Clothing/Uniform Allowance	1,407,302.24		
Subsistence Allowance	18,350.00		
Laundry Allowance	2,611.33		
Honoraria	1,746,031.45		
Hazard Pay	118,444.59		
Overtime and Night Pay	178,282.77		
Year End Bonus	5,503,405.77		
Cash Gift	787,125.00		
Other Bonuses and Allowances	<u>10,929,074.28</u>	37,117,574.02	



**Department of Finance**  
Central Office  
**Detailed Statement of Financial Performance**  
As of September 30, 2015

Personnel Benefit Contributions			
Retirement and Life Insurance Premiums	13,841,194.78		
Pag-IBIG Contributions	331,400.00		
PhilHealth Contributions	902,968.75		
Employees Compensation Insurance Premiums	<u>332,082.50</u>	15,407,646.03	
Other Personnel Benefits			
Terminal Leave Benefits	1,273,360.57		
Other Personnel Benefits	<u>6,728,527.41</u>	<u>8,001,887.98</u>	179,001,551.75
Maintenance and Other Operating Expenses			
Traveling Expenses			
Traveling Expenses - Local	3,721,056.18		
Traveling Expenses - Foreign	<u>8,387,718.12</u>	12,108,774.30	
Training and Scholarship Expenses			
Training Expenses	<u>5,288,237.27</u>	5,288,237.27	
Supplies and Materials Expenses			
Office Supplies Expenses	4,886,146.80		
Accountable Forms Expenses	92,502.80		
Drugs and Medicines Expenses	192,601.87		
Medical, Dental and Laboratory Supplies Expenses	2,111.00		
Fuel, Oil and Lubricants Expenses	508,061.42		
Other Supplies and Materials Expenses	<u>1,722,030.43</u>	7,403,454.32	
Utility Expenses			
Water Expenses	2,989,128.54		
Electricity Expenses	<u>16,289,050.04</u>	19,278,178.58	
Communication Expenses			
Postage and Courier Services	365,650.85		
Telephone Expenses	3,373,685.03		
Internet Subscription Expenses	<u>1,738,410.02</u>	5,477,745.90	





**Department of Finance**  
**Central Office**  
**Detailed Statement of Financial Performance**  
**As of September 30, 2015**

Confidential, Intelligence and Extraordinary Expenses			
Extraordinary and Miscellaneous Expenses	<u>1,728,749.81</u>	1,728,749.81	
Professional Services			
Legal Services	4,200.00		
Consultancy Services	13,218,017.73		
Other Professional Services	<u>20,813,678.24</u>	34,035,895.97	
General Services			
Janitorial Services	5,147,236.26		
Security Services	<u>5,860,660.50</u>	11,007,896.76	
Repairs and Maintenance			
Repairs and Maintenance - Buildings and Other Structures	5,903,913.73		
Repairs and Maintenance - Machinery and Equipment	835,980.00		
Repairs and Maintenance - Transportation Equipment	<u>604,536.39</u>	7,344,430.12	
Taxes, Insurance Premiums and Other Fees			
Taxes, Duties and Licenses	302,860.69		
Fidelity Bond Premiums	134,953.50		
Insurance Expenses	<u>105,329.50</u>	543,143.69	
Other Maintenance and Operating Expenses			
Advertising Expenses	3,962,245.54		
Printing and Publication Expenses	1,536,720.00		
Representation Expenses	952,837.82		
Rent/Lease Expenses	7,840,391.71		
Subscription Expenses	64,744.00		
Donations	133,029.40		
Other Maintenance and Operating Expenses	<u>10,740,060.04</u>	<u>25,230,028.51</u>	129,446,535.23
Financial Expenses			
Financial Expenses			
Bank Charges	<u>462.30</u>		- 462.30



**Department of Finance**  
**Central Office**  
**Detailed Statement of Financial Performance**  
**As of September 30, 2015**

Non-Cash Expenses

Depreciation

Depreciation - Land Improvements	65,328.93		
Depreciation - Infrastructure Assets	10,357.56		
Depreciation - Buildings and Other Structures	17,515,411.07		
Depreciation - Machinery and Equipment	14,410,133.00		
Depreciation - Transportation Equipment	2,676,406.89		
Depreciation - Furniture, Fixtures and Books	<u>1,128,910.54</u>	35,806,547.99	

Amortization

Amortization - Intangible Assets	<u>2,972,029.98</u>	<u>2,972,029.98</u>	<u>38,778,577.97</u>
----------------------------------	---------------------	---------------------	----------------------

**Total Operating Expenses**

347,227,127.25

**Surplus/(Deficit) from Current Operations**

(337,292,873.07)

Financial Assistance/Subsidy from LGUs, GOCCs

Subsidy from National Government	397,580,737.16		397,580,737.16
----------------------------------	----------------	--	----------------

Gains

Gain on Foreign Exchange (FOREX)	1,250,086.31		
Other Gains		<u>1,262,050.00</u>	

Losses

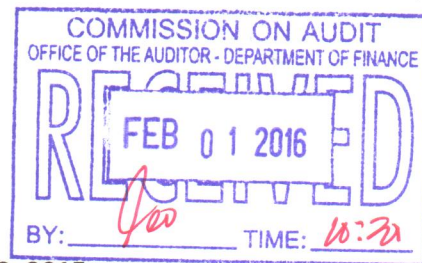
Loss of Assets		(4,797.22)	<u>1,257,252.78</u>
----------------	--	------------	---------------------

**Surplus/(Deficit) for the period**

61,545,116.87

CUSTODIAL FUNDS - TRUST RECEIPTS - INTER-AGENCY TRANSFERRED FUND (IATF)  
GENERAL FUND - AUTOMATIC APPROPRIATIONS - GERMANY  
GENERAL FUND - AUTOMATIC APPROPRIATIONS - INTERNATIONAL BANK OF RECONSTRUCTION AND DEVELOPMENT (IBRD)  
GENERAL FUND - AUTOMATIC APPROPRIATIONS - JAPAN  
GENERAL FUND - AUTOMATIC APPROPRIATIONS - RETIREMENT AND LIFE INSURANCE PREMIUMS  
GENERAL FUND - CONTINUING APPROPRIATIONS - CONTINGENT FUND  
GENERAL FUND - CONTINUING APPROPRIATIONS - E-GOVERNMENT FUND  
GENERAL FUND - CONTINUING APPROPRIATIONS - INTERNATIONAL COMMITMENTS FUND  
GENERAL FUND - CONTINUING APPROPRIATIONS - SPECIFIC BUDGETS OF NATIONAL GOVERNMENT AGENCIES  
GENERAL FUND - NEW GENERAL APPROPRIATIONS - CONTINGENT FUND  
GENERAL FUND - NEW GENERAL APPROPRIATIONS - E-GOVERNMENT FUND  
GENERAL FUND - NEW GENERAL APPROPRIATIONS - INTERNATIONAL COMMITMENTS FUND  
GENERAL FUND - NEW GENERAL APPROPRIATIONS - MISCELLANEOUS PERSONNEL BENEFITS FUND  
GENERAL FUND - NEW GENERAL APPROPRIATIONS - PENSION AND GRATUITY FUND  
GENERAL FUND - NEW GENERAL APPROPRIATIONS - SPECIFIC BUDGETS OF NATIONAL GOVERNMENT AGENCIES  
GENERAL FUND - SUPPLEMENTAL APPROPRIATIONS - SPECIFIC BUDGETS OF NATIONAL GOVERNMENT AGENCIES

autz



Department of Finance (OSEC)

**Statement of Cash Flows**

**For the Period September 01, 2015 to September 30, 2015**

**All Funds**

**(Consolidated Regular Agency, Special Account-Foreign Grants, Trust)**

**CASH FLOWS FROM OPERATING ACTIVITIES**

**Cash Inflows**

Receipt of Notice of Cash Allocation (NCA)	66,456,050.00	
Collection of Income/Revenues	6,908,246.24	
Other Receipts	11,303,676.70	
<b>Total Cash Inflows</b>		<b>84,667,972.94</b>

**Cash Outflows**

Payment of Expenses	(6,876,001.51)	
Purchases of Inventories	(666,055.09)	
Grant of Cash Advances	(1,721,364.09)	
Remittance of Personnel Benefits and Mandatory Contribution	(76,089.33)	
Other Disbursements	(132,595,236.39)	
<b>Total Cash Outflows</b>		<b>(141,934,746.41)</b>

**Cash Provided by (Used In) Operating Activities** **(57,266,773.47)**

**Total Cash Provided by Operating, Investing and Financing Activities** **(57,266,773.47)**

**Cash Balance, Beginning September 1, 2015** **177,822,389.73**

**Cash Balance, Ending September 30, 2015** **120,555,616.26**



Acftg

# Department of Finance

Central Office

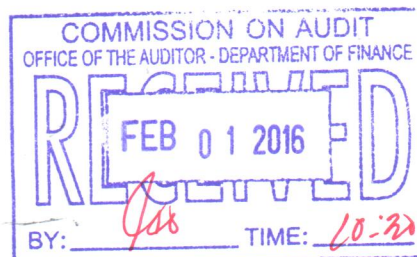
## Statement of Changes in Net Assets/Equity

As of September 30, 2015

(all funds)



	Total net assets/equity
Balance at December 31, 2014	1,213,558,665.93
Changes in accounting policy	0.00
Prior Period Adjustments/Unrecorded Income and Expenses	(16,953,173.67)
Other Adjustments	26,216.13
<b>Restated balance</b>	<b>1,196,631,708.39</b>
<b>Changes in net assets/equity for 2015</b>	
Surplus for the period	61,545,116.87
Adjustment of net revenue recognized directly in net assets/equity	0.00
Others	(14,247,805.90)
<b>Total recognized revenue and expense for the period</b>	<b>47,297,310.97</b>
<b>Balance at Sep 30, 2015</b>	<b>1,243,929,019.36</b>



acc

## Department of Finance

Central Office

### Statement of Changes in Net Assets/Equity

As of September 30, 2015



Total net  
assets/equity

CUSTODIAL FUNDS - TRUST RECEIPTS -  
INTER-AGENCY TRANSFERRED FUND (IATF)  
GENERAL FUND - AUTOMATIC APPROPRIATIONS -  
GERMANY  
GENERAL FUND - AUTOMATIC APPROPRIATIONS -  
INTERNATIONAL BANK OF RECONSTRUCTION AND  
DEVELOPMENT (IBRD)  
GENERAL FUND - AUTOMATIC APPROPRIATIONS -  
JAPAN  
GENERAL FUND - AUTOMATIC APPROPRIATIONS -  
RETIREMENT AND LIFE INSURANCE PREMIUMS  
GENERAL FUND - CONTINUING APPROPRIATIONS -  
CONTINGENT FUND  
GENERAL FUND - CONTINUING APPROPRIATIONS -  
E-GOVERNMENT FUND  
GENERAL FUND - CONTINUING APPROPRIATIONS -  
INTERNATIONAL COMMITMENTS FUND  
GENERAL FUND - CONTINUING APPROPRIATIONS -  
SPECIFIC BUDGETS OF NATIONAL GOVERNMENT  
AGENCIES  
GENERAL FUND - NEW GENERAL APPROPRIATIONS -  
CONTINGENT FUND  
GENERAL FUND - NEW GENERAL APPROPRIATIONS -  
E-GOVERNMENT FUND  
GENERAL FUND - NEW GENERAL APPROPRIATIONS -  
INTERNATIONAL COMMITMENTS FUND  
GENERAL FUND - NEW GENERAL APPROPRIATIONS -  
MISCELLANEOUS PERSONNEL BENEFITS FUND  
GENERAL FUND - NEW GENERAL APPROPRIATIONS -  
PENSION AND GRATUITY FUND  
GENERAL FUND - NEW GENERAL APPROPRIATIONS -  
SPECIFIC BUDGETS OF NATIONAL GOVERNMENT  
AGENCIES  
GENERAL FUND - SUPPLEMENTAL APPROPRIATIONS -  
SPECIFIC BUDGETS OF NATIONAL GOVERNMENT  
AGENCIES  
OFF-BUDGETARY FUNDS - REVOLVING FUNDS -  
COMMISSION ON AUDIT REVOLVING FUND - FEES  
FROM DORMITORIES, TRAININGS AND SEMINARS