


Department of Finance (OSEC)

Detailed Statement of Financial Position

As of August 31, 2015

All Funds
(Consolidated Regular Agency and Special Account Funds and Trust)




ASSETS			
Current Assets			
Cash and Cash Equivalent			
Cash on Hand			
Cash - Collecting Officer	13,600.00		
Petty Cash	415,000.00	428,600.00	
Cash in Bank - Local Currency			
Cash in Bank - Local Currency, Current Account		72,965,571.43	
Cash in Bank - Foreign Currency			
Cash in Bank - Foreign Currency, Savings Account		28,625,284.39	
Treasury/Agency Cash Accounts			
Cash-Treasury/Agency Deposit, Regular	10,660,641.70		
Cash-Modified Disbursements System (MDS), Regular	64,819,423.85		
Cash-Modified Disbursements System (MDS), Trust	322,868.36	75,802,933.91	177,822,389.73
Receivables			
Inter-Agency Receivables			
Due from National Government Agencies	21,514,133.01		
Due from Government-Owned and/or Controlled Corporations	24,006,106.83	45,520,239.84	
Other Receivables			
Receivables - Disallowances/Charges	2,253,342.57		
Due from Officers and Employees	49,473.61		
Other Receivables	287,553.89	2,590,370.07	48,110,609.91
Inventories			
Inventory held for Consumptions			
Office Supplies Inventory	11,028,773.83		
Accountable Forms, Plates and Stickers Inventory	69,955.78		
Medical, Dental and Laboratory Supplies Inventory	1,767.54		
Fuel, Oil and Lubricants Inventory	14,235.00		
Other Supplies and Materials Inventory	1,700,359.74		12,815,091.89
Other Current Assets			
Advances			
Advances to Special Disbursing Officer	3,521,580.00		
Advances to Officers and Employees	2,655,269.02	6,176,849.02	
Prepayments			
Advances to Contractors	8,375,747.98		
Prepaid Insurance	2,661,178.94		
Other Prepayments	5,029,944.09	16,066,871.01	22,243,720.03
Total Current Assets			260,991,811.56
Non-Current Assets			
Investments			
Financial Assets - Others			
Investments in Stocks	3,500.00		
Other Investments	279,244.40		282,744.40
Property Plant and Equipment			
Land			
Land		329,268,352.72	
Land Improvements			
Other Land Improvements	11,072,300.00		
Less: Accumulated Depreciation - Other Land Improvements	4,995,158.97	6,077,141.03	
Infrastructure Assets			
Power Supply	98,490.84		
Less: Accumulated Depreciation - Power Supply	66,941.63	31,549.21	

Buildings and Other Structures			
Buildings	690,919,625.90		
Less: Accumulated Depreciation - Buildings	<u>265,965,304.84</u>	424,954,321.06	
Other Structures	12,700,149.06		
Less: Accumulated Depreciation - Other Structures	<u>1,061,055.98</u>	11,639,093.08	436,593,414.14
Machinery and Equipment			
Office Equipment	403,496.54		
Less: Accumulated Depreciation - Office Equipment	<u>229,923.22</u>	173,573.32	
Information and Communication Technology Equipment	222,080,073.91		
Less: Accumulated Depreciation - Information and Communication Tec	<u>129,614,389.92</u>	92,465,683.99	
Communication Equipment	3,416,739.26		
Less: Accumulated Depreciation - Communication Equipment	<u>1,721,201.93</u>	1,695,537.33	
Disaster Response and Rescue Equipment	52,014.40		
Less: Accumulated Depreciation - Disaster Response and Rescue Equ	<u>41,630.66</u>	10,383.74	
Military, Police and Security Equipment	181,428.46		
Accumulated Depreciation - Military, Police and Security Equipment	<u>163,371.08</u>	18,057.38	
Medical Equipment	541,590.00		
Less: Accumulated Depreciation - Medical Equipment	<u>241,961.19</u>	299,628.81	
Sports Equipment	6,950.00		
Less: Accumulated Depreciation - Sports Equipment	<u>5,976.57</u>	973.43	
Other Machinery and Equipment	6,863,489.46		
Less: Accumulated Depreciation - Other Machinery and Equipment	<u>2,790,997.00</u>	4,072,492.46	98,736,330.46
Transportation Equipment			
Motor Vehicles	31,400,400.00		
Less: Accumulated Depreciation - Motor Vehicles	<u>17,938,928.95</u>		13,461,471.05
Furniture and Fixtures and Books			
Furniture and Fixtures	37,583,488.55		
Less: Accumulated Depreciation - Furniture and Fixtures	<u>13,460,257.31</u>	24,123,231.24	
Books	1,940,464.65		
Less: Accumulated Depreciation - Books	<u>1,130,385.36</u>	810,079.29	24,933,310.53
Construction in Progress			
Construction in Progress - Buildings and Other Structures			136,816,748.11
Other Property, Plant and Equipment			
Other Property, Plant and Equipment	298,190.92		
Less: Accumulated Depreciation - Other Property, Plant and Equipmer	<u>146,260.73</u>	151,930.19	1,046,070,247.44
Intangible assets			
Intangible Assets			
Computer Software	22,635,257.63		
Less: Accumulated Amortization - Computer Software	<u>19,365,249.26</u>		3,270,008.37
Other Non-Cuurent Assets			
Other Assets			<u>27,876,551.11</u>
Total Non-Current Assets			<u>1,077,499,551.32</u>
TOTAL ASSETS			<u><u>1,338,491,362.88</u></u>
TOTAL LIABILITIES			
Current Liabilities			
Payable Accounts			
Due to Officers and Employees		<u>19,775.47</u>	19,775.47
Inter-Agency Payables			
Due to BIR		6,157,386.63	
Due to GSIS		418,747.75	
Due to Pag-IBIG		(5,802.90)	
Due to PhilHealth		241,352.39	
Due to NGAs		266,651.53	

Due to GOCCs	1,754,633.33	8,832,968.73	
Trust Liabilities			
Trust Liabilities	1,313,395.23		
Bail Bonds Payable	9,000.00		
Guaranty/Security Deposits Payable	7,985,870.04	9,308,265.27	
Other Payables			
Other Payables		995,773.28	
TOTAL LIABILITIES			19,156,782.75
EQUITY			
Government Equity			
Accumulated Surplus/(Deficit)		1,196,655,816.20	
Add: Current Operations		122,678,763.93	1,319,334,580.13
TOTAL LIABILITIES AND EQUITY			1,338,491,362.88

Accts

Department of Finance
Central Office
Detailed Statement of Financial Performance
As of August 31, 2015



Revenue			
Service and Business Income			
Service Income			
Clearance and Certification Fees	76,900.00		
Processing Fees	7,914,024.60		
Other Service Income	<u>446,800.00</u>	8,437,724.60	
Business Income			
Rent/Lease Income	669,777.92		
Interest Income	<u>109,146.87</u>	<u>778,924.79</u>	<u>9,216,649.39</u>
Total Revenue			<u>9,216,649.39</u>
Less: Current Operating Expenses			
Personnel Services			
Salaries and Wages			
Salaries and Wages - Regular	101,461,126.15		
Salaries and Wages - Casual/Contractual	<u>3,503,823.82</u>	104,964,949.97	
Other Compensation			
Personal Economic Relief Allowance (PERA)	5,804,002.06		
Representation Allowance (RA)	4,448,750.00		
Transportation Allowance (TA)	3,111,500.00		
Clothing/Uniform Allowance	1,383,456.40		
Subsistence Allowance	18,350.00		
Laundry Allowance	2,611.33		
Honoraria	716,210.50		
Year End Bonus	5,479,270.76		
Cash Gift	783,750.00		
Other Bonuses and Allowances	<u>10,929,074.28</u>	32,676,975.33	
Personnel Benefit Contributions			
Retirement and Life Insurance Premiums	12,297,302.19		

Department of Finance
Central Office
Detailed Statement of Financial Performance
As of August 31, 2015

Pag-IBIG Contributions	294,100.00		
PhilHealth Contributions	705,056.25		
Employees Compensation Insurance Premiums	<u>294,677.50</u>	13,591,135.94	
Other Personnel Benefits			
Terminal Leave Benefits	937,764.93		
Other Personnel Benefits	<u>303,901.91</u>	<u>1,241,666.84</u>	152,474,728.08
Maintenance and Other Operating Expenses			
Traveling Expenses			
Traveling Expenses - Local	3,115,395.58		
Traveling Expenses - Foreign	<u>7,600,888.28</u>	10,716,283.86	
Training and Scholarship Expenses			
Training Expenses	<u>2,848,968.51</u>	2,848,968.51	
Supplies and Materials Expenses			
Office Supplies Expenses	4,212,621.69		
Accountable Forms Expenses	88,834.80		
Drugs and Medicines Expenses	192,601.87		
Medical, Dental and Laboratory Supplies Expenses	2,111.00		
Fuel, Oil and Lubricants Expenses	454,696.87		
Other Supplies and Materials Expenses	<u>1,345,667.43</u>	6,296,533.66	
Utility Expenses			
Water Expenses	2,643,588.56		
Electricity Expenses	<u>14,304,046.72</u>	16,947,635.28	
Communication Expenses			
Postage and Courier Services	133,019.85		
Telephone Expenses	2,970,424.92		
Internet Subscription Expenses	<u>183,333.35</u>	3,286,778.12	
Confidential, Intelligence and Extraordinary Expenses			
Extraordinary and Miscellaneous Expenses	<u>1,532,149.81</u>	1,532,149.81	

Department of Finance
Central Office
Detailed Statement of Financial Performance
As of August 31, 2015

Professional Services			
Legal Services	2,300.00		
Consultancy Services	12,027,919.65		
Other Professional Services	<u>16,699,922.91</u>	28,730,142.56	
General Services			
Janitorial Services	2,707,212.66		
Security Services	<u>3,907,107.00</u>	6,614,319.66	
Repairs and Maintenance			
Repairs and Maintenance - Buildings and Other Structures	4,204,826.73		
Repairs and Maintenance - Machinery and Equipment	835,980.00		
Repairs and Maintenance - Transportation Equipment	<u>573,067.25</u>	5,613,873.98	
Taxes, Insurance Premiums and Other Fees			
Taxes, Duties and Licenses	294,122.57		
Fidelity Bond Premiums	51,058.50		
Insurance Expenses	<u>104,755.98</u>	449,937.05	
Other Maintenance and Operating Expenses			
Advertising Expenses	3,576,158.06		
Printing and Publication Expenses	1,520,000.00		
Representation Expenses	767,736.40		
Rent/Lease Expenses	7,115,062.58		
Subscription Expenses	64,744.00		
Donations	133,029.40		
Other Maintenance and Operating Expenses	<u>9,302,092.73</u>	<u>22,478,823.17</u>	105,515,445.66
Financial Expenses			
Financial Expenses			
Bank Charges	<u>462.30</u>		462.30
Non-Cash Expenses			
Depreciation			

Department of Finance
Central Office
Detailed Statement of Financial Performance
As of August 31, 2015

Depreciation - Land Improvements	58,070.16		
Depreciation - Infrastructure Assets	9,206.72		
Depreciation - Buildings and Other Structures	17,101,139.99		
Depreciation - Machinery and Equipment	12,848,552.33		
Depreciation - Transportation Equipment	2,416,381.23		
Depreciation - Furniture, Fixtures and Books	<u>1,000,600.32</u>	33,433,950.75	
Amortization			
Amortization - Intangible Assets	<u>2,691,488.55</u>	<u>2,691,488.55</u>	<u>36,125,439.30</u>
Total Operating Expenses			<u>294,116,075.34</u>
Surplus/(Deficit) from Current Operations			<u>(284,899,425.95)</u>
Financial Assistance/Subsidy from LGUs, GOCCs			
Subsidy from National Government	407,486,514.84		407,486,514.84
Gains			
Gain on Foreign Exchange (FOREX)		91,675.04	
Surplus(Deficit) for the period			<u><u>122,678,763.93</u></u>

CUSTODIAL FUNDS - TRUST RECEIPTS - INTER-AGENCY TRANSFERRED FUND (IATF)
 GENERAL FUND - AUTOMATIC APPROPRIATIONS - GERMANY
 GENERAL FUND - AUTOMATIC APPROPRIATIONS - INTERNATIONAL BANK OF RECONSTRUCTION AND DEVELOPMENT (IBRD)
 GENERAL FUND - AUTOMATIC APPROPRIATIONS - JAPAN
 GENERAL FUND - AUTOMATIC APPROPRIATIONS - RETIREMENT AND LIFE INSURANCE PREMIUMS
 GENERAL FUND - CONTINUING APPROPRIATIONS - CONTINGENT FUND
 GENERAL FUND - CONTINUING APPROPRIATIONS - E-GOVERNMENT FUND
 GENERAL FUND - CONTINUING APPROPRIATIONS - INTERNATIONAL COMMITMENTS FUND
 GENERAL FUND - CONTINUING APPROPRIATIONS - SPECIFIC BUDGETS OF NATIONAL GOVERNMENT AGENCIES
 GENERAL FUND - NEW GENERAL APPROPRIATIONS - CONTINGENT FUND
 GENERAL FUND - NEW GENERAL APPROPRIATIONS - E-GOVERNMENT FUND
 GENERAL FUND - NEW GENERAL APPROPRIATIONS - INTERNATIONAL COMMITMENTS FUND
 GENERAL FUND - NEW GENERAL APPROPRIATIONS - MISCELLANEOUS PERSONNEL BENEFITS FUND
 GENERAL FUND - NEW GENERAL APPROPRIATIONS - PENSION AND GRATUITY FUND
 GENERAL FUND - NEW GENERAL APPROPRIATIONS - SPECIFIC BUDGETS OF NATIONAL GOVERNMENT AGENCIES
 GENERAL FUND - SUPPLEMENTAL APPROPRIATIONS - SPECIFIC BUDGETS OF NATIONAL GOVERNMENT AGENCIES
 OFF-BUDGETARY FUNDS - REVOLVING FUNDS - COMMISSION ON AUDIT REVOLVING FUND - FEES FROM DORMITORIES, TRAININGS AND SEMINARS

Department of Finance (OSEC)

Statement of Cash Flows
For the Period August 01, 2015 to August 31, 2015

All Funds
(Consolidated Regular Agency, Special Account-Foreign Grants, Trust)

CASH FLOWS FROM OPERATING ACTIVITIES


Cash Inflows

Receipt of Notice of Cash Allocation (NCA)	55,649,395.00	
Collection of Income/Revenues	550,581.32	
Other Receipts	3,848,552.47	
Total Cash Inflows		60,048,528.79

Cash Outflows

Payment of Expenses	(4,895,272.54)	
Purchases of Inventories	(895,909.96)	
Grant of Cash Advances	-	
Remittance of Personnel Benefits and Mandatory Contribution	(76,089.33)	
Other Disbursements	(25,795,945.78)	
Total Cash Outflows		(31,663,217.61)

Cash Provided by (Used In) Operating Activities	28,385,311.18
Total Cash Provided by Operating, Investing and Financing Activities	28,385,311.18
Cash Balance, Beginning August 1, 2015	149,437,078.55
Cash Balance, Ending August 31, 2015	177,822,389.73



Acctg

Department of Finance

Central Office

Statement of Changes in Net Assets/Equity

As of August 31, 2015

(all funds)

	Total net assets/equity
Balance at December 31, 2014	1,213,558,665.93
Changes in accounting policy	0.00
Prior Period Adjustments/Unrecorded Income and Expenses	(16,929,065.86)
Other Adjustments	26,216.13
Restated balance	1,196,655,816.20
Changes in net assets/equity for 2015	
Adjustment of net revenue recognized directly in net assets/equity	0.00
Surplus for the period	122,678,763.93
Others	0.00
Total recognized revenue and expense for the period	122,678,763.93
Balance at Aug 31, 2015	1,319,334,580.13

