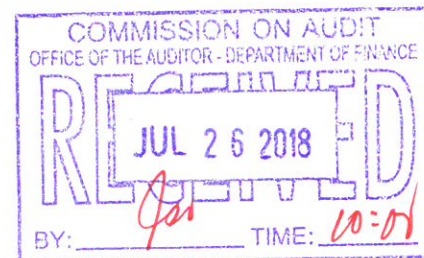




Acrfy

Department of Finance
Central Office
Detailed Statement of Financial Position
As of May 31, 2018



ASSETS

Current Assets

Cash and Cash Equivalents

Cash on Hand

Cash - Collecting Officer	6,500.00	
Petty Cash	<u>654,206.67</u>	660,706.67

Cash in Bank - Local Currency

Cash in Bank - Local Currency, Current Account		33,797,277.97
--	--	---------------

Cash in Bank - Foreign Currency

Cash in Bank - Foreign Currency, Savings Account		37,325,301.03
--	--	---------------

Treasury/Agency Cash Accounts

Cash - Treasury/Agency Deposit, Regular	19,868,139.12	
Cash - Modified Disbursement System (MDS), Regular	202,605,105.02	
Cash - Modified Disbursement System (MDS), Special Account	43,777,244.68	
Cash - Tax Remittance Advice	<u>2,000.00</u>	<u>266,252,488.82</u> 338,035,774.49

Investments

Financial Assets - Others

Investments in Stocks	3,500.00	
Other Investments	<u>279,244.40</u>	282,744.40

Receivables

Inter-Agency Receivables

Due from National Government Agencies	45,885,650.38	
Due from Government-Owned and/or Controlled Corporations	<u>95,734,796.57</u>	141,620,446.95

Other Receivables

Receivables - Disallowances/Charges	2,246,213.22	
Due from Officers and Employees	46,387.88	
Other Receivables	<u>285,972.57</u>	<u>2,578,573.67</u> 144,199,020.62

Inventories

Inventory Held for Consumption



Department of Finance
Central Office
Detailed Statement of Financial Position
As of May 31, 2018

Office Supplies Inventory	5,463,113.05		
Accountable Forms, Plates and Stickers Inventory	150,478.79		
Drugs and Medicines Inventory	171,896.13		
Medical, Dental and Laboratory Supplies Inventory	1,767.54		
Fuel, Oil and Lubricants Inventory	14,235.00		
Other Supplies and Materials Inventory	<u>3,579,094.85</u>	9,380,585.36	
Semi-Expendable Machinery and Equipment			
Semi-Expendable Information and Communications Technology Equipment		41,500.00	
Semi-Expendable Furniture, Fixtures and Books			
Semi-Expendable Books		<u>103,573.60</u>	9,525,658.96
Other Assets			
Advances			
Advances to Special Disbursing Officer	6,185,020.89		
Advances to Officers and Employees	<u>4,015,653.51</u>	10,200,674.40	
Prepayments			
Advances to Contractors	40,016,804.05		
Prepaid Insurance	2,074,578.08		
Other Prepayments	<u>4,924,391.88</u>	47,015,774.01	
Deposits			
Guaranty Deposits		739,480.32	
Other Assets			
Other Assets		<u>774,845.67</u>	<u>58,730,774.40</u>
Total Current Assets			550,773,972.87
Non - Current Assets			
Property, Plant and Equipment			
Land			
Land		329,268,352.72	
Land Improvements			
Other Land Improvements	2,265,821.50		



Department of Finance
Central Office
Detailed Statement of Financial Position
As of May 31, 2018

Less : Accumulated Depreciation - Other Land Improvements	<u>664,700.86</u>		1,601,120.64
Infrastructure Assets			
Power Supply Systems	98,490.84		
Less : Accumulated Depreciation - Power Supply Systems	<u>94,561.79</u>		3,929.05
Buildings and Other Structures			
Buildings	778,728,067.79		
Less : Accumulated Depreciation - Buildings	<u>275,558,721.50</u>	503,169,346.29	
Other Structures	41,547,091.83		
Less : Accumulated Depreciation - Other Structures	<u>10,071,383.61</u>	<u>31,475,708.22</u>	534,645,054.51
Machinery and Equipment			
Office Equipment	7,137,021.11		
Less : Accumulated Depreciation - Office Equipment	<u>6,429,366.87</u>	707,654.24	
Information and Communication Technology Equipment	289,946,338.89		
Less : Accumulated Depreciation - Information and Communication Technology Equipment	<u>193,445,759.02</u>	96,500,579.87	
Communication Equipment	3,747,866.05		
Less : Accumulated Depreciation - Communication Equipment	<u>2,676,332.65</u>	1,071,533.40	
Military, Police and Security Equipment	4,631,600.00		
Less : Accumulated Depreciation - Military, Police and Security Equipment	<u>222,157.50</u>	4,409,442.50	
Medical Equipment	466,700.00		
Less : Accumulated Depreciation - Medical Equipment	<u>251,805.29</u>	214,894.71	
Sports Equipment	25,000.00		
Less : Accumulated Depreciation - Sports Equipment	<u>23,750.00</u>	1,250.00	
Other Machinery and Equipment	16,800,354.77		
Less : Accumulated Depreciation - Other Machinery and Equipment	<u>6,679,453.51</u>	<u>10,120,901.26</u>	113,026,255.98
Transportation Equipment			
Motor Vehicles	43,573,073.37		
Less : Accumulated Depreciation - Motor Vehicles	<u>26,679,154.38</u>		16,893,918.99



Department of Finance
Central Office
Detailed Statement of Financial Position
As of May 31, 2018

Furniture, Fixtures and Books

Furniture and Fixtures	66,933,604.41		
Less : Accumulated Depreciation - Furniture and Fixtures	<u>6,505,043.44</u>	60,427,060.97	
Less : Accumulated Impairment Losses - Furniture and Fixtures	<u>1,500.00</u>	60,427,060.97	
Books	1,635,784.05		
Less : Accumulated Depreciation - Books	<u>1,194,648.50</u>	<u>441,135.55</u>	60,868,196.52

Construction in Progress

Construction in Progress - Buildings and Other Structures			153,548,092.51
---	--	--	----------------

Other Property, Plant and Equipment

Other Property, Plant and Equipment	12,139,092.11		
Less : Accumulated Depreciation - Other Property, Plant and Equipment	<u>10,803,071.81</u>	<u>1,336,020.30</u>	1,211,190,941.22

Intangible Assets

Intangible Assets

Computer Software	31,470,925.63		
Less : Accumulated Amortization - Computer Software	<u>20,714,930.89</u>		<u>10,755,994.74</u>

Total Non - Current Assets

1,221,946,935.96

TOTAL ASSETS

1,772,720,908.83

LIABILITIES

Deferred Credits/Unearned Income

Current Liabilities

Financial Liabilities

Payables

Accounts Payable	4,085,791.87		
Due to Officers and Employees	<u>984,902.41</u>		5,070,694.28

Inter-Agency Payables

Inter-Agency Payables

Due to BIR	5,659,961.21		
Due to GSIS	3,447,256.36		



Department of Finance
Central Office
Detailed Statement of Financial Position
As of May 31, 2018

Due to Pag-IBIG	345,775.02	
Due to PhilHealth	319,780.79	
Due to NGAs	234,091.42	
Due to GOCCs	<u>2,267,259.48</u>	12,274,124.28
Trust Liabilities		
Trust Liabilities		
Trust Liabilities	93,795.73	
Guaranty/Security Deposits Payable	<u>15,149,769.80</u>	15,243,565.53
Deferred Credits		
Other Deferred Credits		12,817.90
Other Payables		
Other Payables		
Other Payables		<u>2,089,768.20</u>
Total Current Liabilities		<u>34,690,970.19</u>
TOTAL LIABILITIES		34,690,970.19
TOTAL ASSETS LESS TOTAL LIABILITIES		<u>1,738,029,938.64</u>
EQUITY		
Net Asset/Equity		
Net Asset/Equity		
Accumulated Surplus/(Deficit)		<u>1,738,029,938.64</u>
TOTAL NET ASSETS/EQUITY		<u>1,738,029,938.64</u>



Department of Finance
Central Office
Detailed Statement of Financial Position
As of May 31, 2018

CUSTODIAL FUNDS - TRUST RECEIPTS -
INTER-AGENCY TRANSFERRED FUND (IATF)
CUSTODIAL FUNDS - TRUST RECEIPTS - RECEIPTS
DEPOSITED WITH THE NATIONAL TREASURY OTHER
THAN IATF
GENERAL FUND - AUTOMATIC APPROPRIATIONS -
GERMANY
GENERAL FUND - AUTOMATIC APPROPRIATIONS -
INTERNATIONAL BANK OF RECONSTRUCTION AND
DEVELOPMENT (IBRD)
GENERAL FUND - AUTOMATIC APPROPRIATIONS -
JAPAN
GENERAL FUND - AUTOMATIC APPROPRIATIONS -
RETIREMENT AND LIFE INSURANCE PREMIUMS
GENERAL FUND - CONTINUING APPROPRIATIONS -
CONTINGENT FUND
GENERAL FUND - CONTINUING APPROPRIATIONS -
E-GOVERNMENT FUND
GENERAL FUND - CONTINUING APPROPRIATIONS -
INTERNATIONAL COMMITMENTS FUND
GENERAL FUND - CONTINUING APPROPRIATIONS -
SPECIFIC BUDGETS OF NATIONAL GOVERNMENT
AGENCIES
GENERAL FUND - NEW GENERAL APPROPRIATIONS -
CONTINGENT FUND
GENERAL FUND - NEW GENERAL APPROPRIATIONS -
E-GOVERNMENT FUND
GENERAL FUND - NEW GENERAL APPROPRIATIONS -
INTERNATIONAL COMMITMENTS FUND
GENERAL FUND - NEW GENERAL APPROPRIATIONS -
MISCELLANEOUS PERSONNEL BENEFITS FUND
GENERAL FUND - NEW GENERAL APPROPRIATIONS -
PENSION AND GRATUITY FUND
GENERAL FUND - NEW GENERAL APPROPRIATIONS -
SPECIFIC BUDGETS OF NATIONAL GOVERNMENT
AGENCIES
GENERAL FUND - SUPPLEMENTAL APPROPRIATIONS -
SPECIFIC BUDGETS OF NATIONAL GOVERNMENT
AGENCIES



Muty

Department of Finance
Central Office
Detailed Statement of Financial Performance
As of May 31, 2018

Revenue

Service and Business Income

Service Income

Clearance and Certification Fees

54,750.00

Processing Fees

1,738,598.61

Other Service Income

185,352.03

1,978,700.64

Business Income

Interest Income

12,739.99

12,739.99

1,991,440.63

Gains

Gains

Sale of Unserviceable Property

862,776.00

862,776.00

2,854,216.63

Total Revenue

Less: Current Operating Expenses

Personnel Services

Salaries and Wages

Salaries and Wages - Regular

94,607,115.15

Salaries and Wages - Casual/Contractual

4,973,667.41

99,580,782.56

Other Compensation

Personal Economic Relief Allowance (PERA)

4,019,458.45

Representation Allowance (RA)

3,042,375.00

Transportation Allowance (TA)

2,254,375.00

Subsistence Allowance

6,450.00

Laundry Allowance

899.98

Honoraria

976,017.50

Hazard Pay

50,832.50

Overtime and Night Pay

204,248.93

Other Bonuses and Allowances

16,408,880.00

26,963,537.36

Personnel Benefit Contributions

Retirement and Life Insurance Premiums

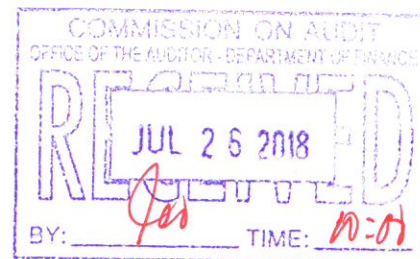
8,880,870.16

Pag-IBIG Contributions

161,200.00

PhilHealth Contributions

670,889.18





Department of Finance
Central Office
Detailed Statement of Financial Performance
As of May 31, 2018

Employees Compensation Insurance Premiums	<u>161,200.00</u>	9,874,159.34	
Other Personnel Benefits			
Terminal Leave Benefits	213,973.91		
Other Personnel Benefits	<u>3,453,470.50</u>	<u>3,667,444.41</u>	140,085,923.67
Maintenance and Other Operating Expenses			
Traveling Expenses			
Traveling Expenses - Local	1,999,559.63		
Traveling Expenses - Foreign	<u>4,279,012.23</u>	6,278,571.86	
Training and Scholarship Expenses			
Training Expenses	<u>3,525,827.36</u>	3,525,827.36	
Supplies and Materials Expenses			
Office Supplies Expenses	3,092,640.76		
Accountable Forms Expenses	100,329.00		
Drugs and Medicines Expenses	91,899.31		
Medical, Dental and Laboratory Supplies Expenses	8,093.50		
Fuel, Oil and Lubricants Expenses	515,402.85		
Semi-Expendable Machinery and Equipment Expenses	3,310,535.20		
Semi-Expendable Furniture, Fixtures and Books Expenses	307,638.95		
Other Supplies and Materials Expenses	<u>238,680.24</u>	7,665,219.81	
Utility Expenses			
Water Expenses	1,865,134.34		
Electricity Expenses	<u>7,938,997.50</u>	9,804,131.84	
Communication Expenses			
Postage and Courier Services	152,544.04		
Telephone Expenses	<u>2,187,437.65</u>	2,339,981.69	
Confidential, Intelligence and Extraordinary Expenses			
Extraordinary and Miscellaneous Expenses	<u>1,113,826.73</u>	1,113,826.73	
Professional Services			
Legal Services	18,900.00		
Consultancy Services	12,930,165.72		
Other Professional Services	<u>4,675,781.17</u>	17,624,846.89	



Department of Finance
Central Office
Detailed Statement of Financial Performance
As of May 31, 2018

Repairs and Maintenance			
Repairs and Maintenance - Buildings and Other Structures	528,988.88		
Repairs and Maintenance - Machinery and Equipment	36,400.00		
Repairs and Maintenance - Transportation Equipment	<u>420,718.80</u>	986,107.68	
Taxes, Insurance Premiums and Other Fees			
Taxes, Duties and Licenses	1,218,721.83		
Fidelity Bond Premiums	63,150.32		
Insurance Expenses	<u>2,441,493.15</u>	3,723,365.30	
Other Maintenance and Operating Expenses			
Advertising Expenses	952,019.25		
Printing and Publication Expenses	431,200.00		
Representation Expenses	1,054,665.57		
Rent/Lease Expenses	3,890,981.96		
Subscription Expenses	633,007.33		
Other Maintenance and Operating Expenses	<u>4,113,824.65</u>	<u>11,075,698.76</u>	64,137,577.92
Financial Expenses			
Financial Expenses			
Bank Charges	<u>519.43</u>		519.43
Non-Cash Expenses			
Depreciation			
Depreciation - Land Improvements	37,608.49		
Depreciation - Buildings and Other Structures	3,416,355.64		
Depreciation - Machinery and Equipment	7,041,500.77		
Depreciation - Transportation Equipment	1,438,972.14		
Depreciation - Furniture, Fixtures and Books	<u>437,233.22</u>		<u>12,371,670.26</u>
			<u>216,595,691.28</u>
Total Operating Expenses			<u>(213,741,474.65)</u>
Surplus/(Deficit) from Current Operations			
Financial Assistance/Subsidy from LGUs, GOCCs			
Subsidy from National Government	712,380,157.67		712,380,157.67
Gains			
Gain on Foreign Exchange (FOREX)		413,966.37	



Department of Finance
Central Office
Detailed Statement of Financial Performance
As of May 31, 2018

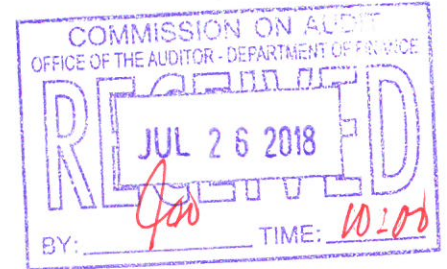
Losses			
Loss on Foreign Exchange (FOREX)	307,755.36		
Loss on Sale of Property, Plant and Equipment		(413,105.36)	861.01
Surplus(Deficit) for the period			498,639,544.03

CUSTODIAL FUNDS - TRUST RECEIPTS - INTER-AGENCY TRANSFERRED FUND (IATF)
CUSTODIAL FUNDS - TRUST RECEIPTS - RECEIPTS DEPOSITED WITH THE NATIONAL TREASURY OTHER THAN IATF
GENERAL FUND - AUTOMATIC APPROPRIATIONS - GERMANY
GENERAL FUND - AUTOMATIC APPROPRIATIONS - INTERNATIONAL BANK OF RECONSTRUCTION AND DEVELOPMENT (IBRD)
GENERAL FUND - AUTOMATIC APPROPRIATIONS - JAPAN
GENERAL FUND - AUTOMATIC APPROPRIATIONS - RETIREMENT AND LIFE INSURANCE PREMIUMS
GENERAL FUND - CONTINUING APPROPRIATIONS - CONTINGENT FUND
GENERAL FUND - CONTINUING APPROPRIATIONS - E-GOVERNMENT FUND
GENERAL FUND - CONTINUING APPROPRIATIONS - INTERNATIONAL COMMITMENTS FUND
GENERAL FUND - CONTINUING APPROPRIATIONS - SPECIFIC BUDGETS OF NATIONAL GOVERNMENT AGENCIES
GENERAL FUND - NEW GENERAL APPROPRIATIONS - CONTINGENT FUND
GENERAL FUND - NEW GENERAL APPROPRIATIONS - E-GOVERNMENT FUND
GENERAL FUND - NEW GENERAL APPROPRIATIONS - INTERNATIONAL COMMITMENTS FUND
GENERAL FUND - NEW GENERAL APPROPRIATIONS - MISCELLANEOUS PERSONNEL BENEFITS FUND
GENERAL FUND - NEW GENERAL APPROPRIATIONS - PENSION AND GRATUITY FUND
GENERAL FUND - NEW GENERAL APPROPRIATIONS - SPECIFIC BUDGETS OF NATIONAL GOVERNMENT AGENCIES
GENERAL FUND - SUPPLEMENTAL APPROPRIATIONS - SPECIFIC BUDGETS OF NATIONAL GOVERNMENT AGENCIES



Acctg

Department of Finance
Central Office
Detailed Statement of Cash Flows
For The Period May 01, 2018 To May 31, 2018



CASH FLOWS FROM OPERATING ACTIVITIES

Cash Inflows

Receipt of Notice of Cash Allocation (NCA)	757,147.00
Receipt of Notice of Cash Allocation (NCA)	757,147.00
Collection of Income/Revenues	349,385.59
Collection of Service Income	349,385.59
Collection of Receivables	581.32
Collection of Other Receivables	581.32
Other Receipts	6,163,221.17
Collection of Overpayment of Expenses - Unbilled	47.04
Collection of Overpayment of Personal Services Deducted - Unbilled	28,580.62
Collection of Personal Accounts	65,686.43
Collection of Receivables from GOCCs	3,415.21
Refund of Cash Advance	245,609.94
Set-up for the Constructive Receipt of Cash for Remittances thru TRA	5,819,881.93
Total Cash Inflows	<u>7,270,335.08</u>

Cash Outflows

Payment of Expenses	(5,901,831.16)
Payment for Communication Expenses	(246,712.34)
Payment for Other Maintenance and Other Operating Expenses	(4,892,238.78)
Payment for Training and Scholarship Expenses	(305,927.78)
Payment for Utility Expenses	(456,952.26)
Purchase of Inventories	(2,200,228.97)
Payment for Purchase of Inventories, Supplies and Materials Directly Issued to End-User	(204,978.57)
Payment for the Procurement Made to Procurement Service	(1,995,250.40)
Grant of Cash Advances	(100,000.00)
Grant of Cash Advance	(100,000.00)
Prepayments	(1,514,131.86)
Payment for Prepayments	(1,514,131.86)
Remittance of Personnel Benefit Contributions and Mandatory Deductions	(47,610.19)
Payment of Salaries and Wages thru Bank	(47,610.19)
Other Disbursements	(73,461,804.90)
Grant of Cash Advance for Travel and SDO	(2,517,571.44)



Department of Finance
Central Office
Detailed Statement of Cash Flows
For The Period May 01, 2018 To May 31, 2018

Liquidation of Cash Advances by the Disbursing Officer	(90,610.00)
Payment / Reimbursement of Traveling Expenses	(300,947.63)
Payment /Reimbursement of Miscellaneous, Extraordinary and Confidential Expenses	(284,883.87)
Payment for Accounts Payable	(23,625.00)
Payment for Professional Services	(3,484,470.84)
Payment for Repairs and Maintenance of Transportation Equipment	(49,895.62)
Payment for the Purchase of Property, Plant and Equipment	(54,514.28)
Payment for the Purchase of Semi-Expendable Machinery and Equipment	(1,776,384.37)
Payment for Utilities Expenses	(2,063,026.12)
Payment of Communication Expenses	(296,681.82)
Payment of Consultancy Fee Chargeable to the Project	(87,000.00)
Payment of Other Maintenance and Other Operating Expenses (MOOE)	(363,037.02)
Payment of Professional and Other Professional Services	(2,015,521.19)
Payment of Salaries, Allowances, Bonus and Other Compensation	(32,877,233.65)
Payment of Taxes, Insurance Premiums and Other fees	(58,520.05)
Payment of Training and Scholarship Expenses	(595,973.27)
Payment/Reimbursement for Purchase of Inventory Items Directly Issued to End-users	(638,405.18)
Payment/Reimbursement for Repairs and Maintenance	(537,172.79)
Payment/Reimbursement of Travelling Expenses	(1,484,061.76)
Purchase of Intangibles	(3,724,285.72)
Purchase of Property, Plant and Equipment	(6,400,684.23)
Refund of GSIS, Pag-ibig, Philhealth and other Contributions deducted from the salaries	(18,065.41)
Remittance of salary deductions based in individual checks issued to BIR, GSIS, PHIC,HDMF	(7,143,825.91)
Remittance of salary deductions based in individual checks issued to GSIS, PHIC,HDMF and	(577,721.26)
Remittance of Taxes thru Tax Remittance Advice (TRA)	(5,817,881.93)
Replenishment of Petty Cash	(179,804.54)
Total Cash Outflows	<u>(83,225,607.08)</u>
Cash Provided by (Used in) Operating Activities	<u>(75,955,272.00)</u>
Total Cash provided by Operating, Investing and Financing Activities	(75,955,272.00)
Add : Cash Balance, Beginning May 1 2018	<u>413,991,046.49</u>



Department of Finance
Central Office
Detailed Statement of Cash Flows
For The Period May 01, 2018 To May 31, 2018

338,035,774.49

Cash Balance, Ending May 31 2018

CUSTODIAL FUNDS - TRUST RECEIPTS - INTER-AGENCY TRANSFERRED FUND (IATF)
CUSTODIAL FUNDS - TRUST RECEIPTS - RECEIPTS DEPOSITED WITH THE NATIONAL TREASURY OTHER THAN IATF
GENERAL FUND - AUTOMATIC APPROPRIATIONS - GERMANY
GENERAL FUND - AUTOMATIC APPROPRIATIONS - INTERNATIONAL BANK OF RECONSTRUCTION AND DEVELOPMENT (IBRD)
GENERAL FUND - AUTOMATIC APPROPRIATIONS - JAPAN
GENERAL FUND - AUTOMATIC APPROPRIATIONS - RETIREMENT AND LIFE INSURANCE PREMIUMS
GENERAL FUND - CONTINUING APPROPRIATIONS - CONTINGENT FUND
GENERAL FUND - CONTINUING APPROPRIATIONS - E-GOVERNMENT FUND
GENERAL FUND - CONTINUING APPROPRIATIONS - INTERNATIONAL COMMITMENTS FUND
GENERAL FUND - CONTINUING APPROPRIATIONS - SPECIFIC BUDGETS OF NATIONAL GOVERNMENT AGENCIES
GENERAL FUND - NEW GENERAL APPROPRIATIONS - CONTINGENT FUND
GENERAL FUND - NEW GENERAL APPROPRIATIONS - E-GOVERNMENT FUND
GENERAL FUND - NEW GENERAL APPROPRIATIONS - INTERNATIONAL COMMITMENTS FUND
GENERAL FUND - NEW GENERAL APPROPRIATIONS - MISCELLANEOUS PERSONNEL BENEFITS FUND
GENERAL FUND - NEW GENERAL APPROPRIATIONS - PENSION AND GRATUITY FUND
GENERAL FUND - NEW GENERAL APPROPRIATIONS - SPECIFIC BUDGETS OF NATIONAL GOVERNMENT AGENCIES
GENERAL FUND - SUPPLEMENTAL APPROPRIATIONS - SPECIFIC BUDGETS OF NATIONAL GOVERNMENT AGENCIES

Department of Finance

Central Office

Statement of Changes in Net Assets/Equity

As of May 31, 2018



	Total net assets/equity
Balance at December 31, 2017	1,330,341,763.50
Changes in accounting policy	0.00
Prior Period Adjustments/Unrecorded Income and Expenses	(90,200,486.52)
Other Adjustments	0.00
Restated balance	1,240,141,276.98
Changes in net assets/equity for 2018	
Surplus for the period	498,639,544.03
Adjustment of net revenue recognized directly in net assets/equity	0.00
Others	(750,882.37)
Total recognized revenue and expense for the period	497,888,661.66
Balance at May 31, 2018	1,738,029,938.64

CUSTODIAL FUNDS - TRUST RECEIPTS -
 INTER-AGENCY TRANSFERRED FUND (IATF)
 CUSTODIAL FUNDS - TRUST RECEIPTS - RECEIPTS
 DEPOSITED WITH THE NATIONAL TREASURY OTHER
 THAN IATF
 GENERAL FUND - AUTOMATIC APPROPRIATIONS -
 GERMANY
 GENERAL FUND - AUTOMATIC APPROPRIATIONS -
 INTERNATIONAL BANK OF RECONSTRUCTION AND
 DEVELOPMENT (IBRD)
 GENERAL FUND - AUTOMATIC APPROPRIATIONS -
 JAPAN
 GENERAL FUND - AUTOMATIC APPROPRIATIONS -
 RETIREMENT AND LIFE INSURANCE PREMIUMS
 GENERAL FUND - CONTINUING APPROPRIATIONS -
 CONTINGENT FUND
 GENERAL FUND - CONTINUING APPROPRIATIONS -
 E-GOVERNMENT FUND
 GENERAL FUND - CONTINUING APPROPRIATIONS -
 INTERNATIONAL COMMITMENTS FUND
 GENERAL FUND - CONTINUING APPROPRIATIONS -
 SPECIFIC BUDGETS OF NATIONAL GOVERNMENT
 AGENCIES
 GENERAL FUND - NEW GENERAL APPROPRIATIONS -
 CONTINGENT FUND
 GENERAL FUND - NEW GENERAL APPROPRIATIONS -
 E-GOVERNMENT FUND
 GENERAL FUND - NEW GENERAL APPROPRIATIONS -
 INTERNATIONAL COMMITMENTS FUND
 GENERAL FUND - NEW GENERAL APPROPRIATIONS -
 MISCELLANEOUS PERSONNEL BENEFITS FUND
 GENERAL FUND - NEW GENERAL APPROPRIATIONS -
 PENSION AND GRATUITY FUND
 GENERAL FUND - NEW GENERAL APPROPRIATIONS -
 SPECIFIC BUDGETS OF NATIONAL GOVERNMENT
 AGENCIES
 GENERAL FUND - SUPPLEMENTAL APPROPRIATIONS -
 SPECIFIC BUDGETS OF NATIONAL GOVERNMENT
 AGENCIES

