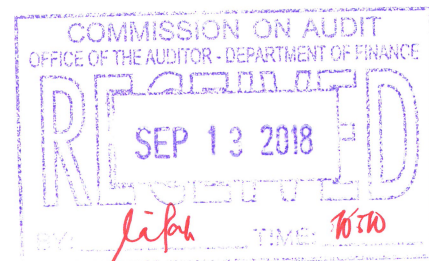




acctg

Department of Finance
Central Office
Detailed Statement of Financial Position
As of July 31, 2018



ASSETS

Current Assets

Cash and Cash Equivalents

Cash on Hand

Cash - Collecting Officer	10,750.00	
Petty Cash	<u>704,206.67</u>	714,956.67

Cash in Bank - Local Currency

Cash in Bank - Local Currency, Current Account		15,193,418.32
--	--	---------------

Cash in Bank - Foreign Currency

Cash in Bank - Foreign Currency, Savings Account		35,702,079.49
--	--	---------------

Treasury/Agency Cash Accounts

Cash - Treasury/Agency Deposit, Regular	6,468,918.68	
Cash - Modified Disbursement System (MDS), Regular	203,563,681.37	
Cash - Modified Disbursement System (MDS), Special Account	<u>44,347,821.87</u>	<u>254,380,421.92</u> 305,990,876.40

Investments

Financial Assets - Others

Investments in Stocks	3,500.00	
Other Investments	<u>279,244.40</u>	282,744.40

Receivables

Loans and Receivable Accounts

Accounts Receivable		10.00
---------------------	--	-------

Inter-Agency Receivables

Due from National Government Agencies	48,738,210.31	
Due from Government-Owned and/or Controlled Corporations	<u>95,711,491.00</u>	144,449,701.31

Other Receivables

Receivables - Disallowances/Charges	2,246,213.22	
Due from Officers and Employees	7,530.54	
Other Receivables	<u>285,331.87</u>	<u>2,539,075.63</u> 146,988,786.94

Inventories



Department of Finance
Central Office
Detailed Statement of Financial Position
As of July 31, 2018

Inventory Held for Consumption			
Office Supplies Inventory	4,808,807.95		
Accountable Forms, Plates and Stickers Inventory	156,950.79		
Drugs and Medicines Inventory	99,176.13		
Medical, Dental and Laboratory Supplies Inventory	1,767.54		
Fuel, Oil and Lubricants Inventory	14,235.00		
Other Supplies and Materials Inventory	<u>3,670,238.46</u>	8,751,175.87	
Semi-Expendable Machinery and Equipment			
Semi-Expendable Information and Communications Technology Equipment		63,256.00	
Semi-Expendable Furniture, Fixtures and Books			
Semi-Expendable Books		<u>80,479.60</u>	8,894,911.47
Other Assets			
Advances			
Advances to Special Disbursing Officer	4,375,197.26		
Advances to Officers and Employees	<u>4,068,132.79</u>	8,443,330.05	
Prepayments			
Advances to Contractors	27,363,577.92		
Prepaid Insurance	1,363,100.01		
Other Prepayments	<u>5,293,368.47</u>	34,020,046.40	
Deposits			
Guaranty Deposits		739,480.32	
Other Assets			
Other Assets		<u>774,845.67</u>	<u>43,977,702.44</u>
Total Current Assets			506,135,021.65
Non - Current Assets			
Property, Plant and Equipment			
Land			
Land		329,268,352.72	
Land Improvements			



Department of Finance
Central Office
Detailed Statement of Financial Position
As of July 31, 2018

Other Land Improvements	2,265,821.50		
Less : Accumulated Depreciation - Other Land Improvements	<u>680,204.38</u>		1,585,617.12
Infrastructure Assets			
Power Supply Systems	98,490.84		
Less : Accumulated Depreciation - Power Supply Systems	<u>94,561.79</u>		3,929.05
Buildings and Other Structures			
Buildings	786,655,812.74		
Less : Accumulated Depreciation - Buildings	<u>277,193,341.46</u>	509,462,471.28	
Other Structures	41,547,091.83		
Less : Accumulated Depreciation - Other Structures	<u>10,386,166.33</u>	<u>31,160,925.50</u>	540,623,396.78
Machinery and Equipment			
Office Equipment	7,137,021.11		
Less : Accumulated Depreciation - Office Equipment	<u>6,431,836.85</u>	705,184.26	
Information and Communication Technology Equipment	287,122,824.49		
Less : Accumulated Depreciation - Information and Communication Technology Equipment	<u>197,403,752.30</u>	89,719,072.19	
Communication Equipment	3,747,866.05		
Less : Accumulated Depreciation - Communication Equipment	<u>2,711,647.10</u>	1,036,218.95	
Military, Police and Security Equipment	4,631,600.00		
Less : Accumulated Depreciation - Military, Police and Security Equipment	<u>294,984.50</u>	4,336,615.50	
Medical Equipment	466,700.00		
Less : Accumulated Depreciation - Medical Equipment	<u>256,499.86</u>	210,200.14	
Sports Equipment	25,000.00		
Less : Accumulated Depreciation - Sports Equipment	<u>23,750.00</u>	1,250.00	
Other Machinery and Equipment	16,800,354.77		
Less : Accumulated Depreciation - Other Machinery and Equipment	<u>6,909,950.34</u>	<u>9,890,404.43</u>	105,898,945.47
Transportation Equipment			
Motor Vehicles	49,823,799.37		



Department of Finance
Central Office
Detailed Statement of Financial Position
As of July 31, 2018

Less : Accumulated Depreciation - Motor Vehicles	<u>27,981,383.14</u>		21,842,416.23
Furniture, Fixtures and Books			
Furniture and Fixtures	66,967,773.41		
Less : Accumulated Depreciation - Furniture and Fixtures	<u>7,691,150.51</u>	59,275,122.90	
Less : Accumulated Impairment Losses - Furniture and Fixtures	<u>1,500.00</u>	59,275,122.90	
Books	1,635,784.05		
Less : Accumulated Depreciation - Books	<u>1,209,183.16</u>	<u>426,600.89</u>	59,701,723.79
Construction in Progress			
Construction in Progress - Buildings and Other Structures			282,903,059.60
Other Property, Plant and Equipment			
Other Property, Plant and Equipment	12,139,092.11		
Less : Accumulated Depreciation - Other Property, Plant and Equipment	<u>11,068,852.72</u>	<u>1,070,239.39</u>	1,342,897,680.15
Intangible Assets			
Intangible Assets			
Computer Software	31,470,925.63		
Less : Accumulated Amortization - Computer Software	<u>20,714,930.89</u>		<u>10,755,994.74</u>
Total Non - Current Assets			<u>1,353,653,674.89</u>
TOTAL ASSETS			<u>1,859,788,696.54</u>
LIABILITIES			
Deferred Credits/Unearned Income			
Current Liabilities			
Financial Liabilities			
Payables			
Accounts Payable		3,299,029.65	
Due to Officers and Employees		<u>966,506.93</u>	4,265,536.58
Inter-Agency Payables			
Inter-Agency Payables			
Due to BIR		6,877,326.90	



Department of Finance
Central Office
Detailed Statement of Financial Position
As of July 31, 2018

Due to GSIS	3,321,815.00	
Due to Pag-IBIG	336,827.82	
Due to PhilHealth	304,142.80	
Due to NGAs	634,121.42	
Due to GOCCs	<u>2,368,682.51</u>	13,842,916.45
Trust Liabilities		
Trust Liabilities		
Trust Liabilities	61,705.38	
Guaranty/Security Deposits Payable	<u>27,294,023.71</u>	27,355,729.09
Deferred Credits		
Other Deferred Credits		12,817.90
Other Payables		
Other Payables		
Other Payables		<u>1,951,535.19</u>
Total Current Liabilities		<u>47,428,535.21</u>
TOTAL LIABILITIES		47,428,535.21
TOTAL ASSETS LESS TOTAL LIABILITIES		<u>1,812,360,161.33</u>
EQUITY		
Net Asset/Equity		
Net Asset/Equity		
Accumulated Surplus/(Deficit)		<u>1,812,360,161.33</u>
TOTAL NET ASSETS/EQUITY		<u>1,812,360,161.33</u>



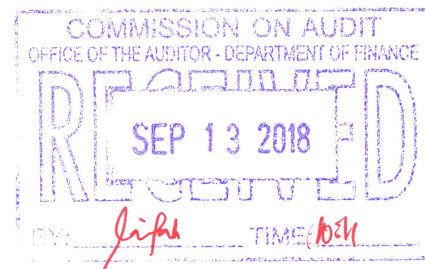
Department of Finance
Central Office
Detailed Statement of Financial Position
As of July 31, 2018

CUSTODIAL FUNDS - TRUST RECEIPTS -
INTER-AGENCY TRANSFERRED FUND (IATF)
CUSTODIAL FUNDS - TRUST RECEIPTS - RECEIPTS
DEPOSITED WITH THE NATIONAL TREASURY OTHER
THAN IATF
GENERAL FUND - AUTOMATIC APPROPRIATIONS -
GERMANY
GENERAL FUND - AUTOMATIC APPROPRIATIONS -
INTERNATIONAL BANK OF RECONSTRUCTION AND
DEVELOPMENT (IBRD)
GENERAL FUND - AUTOMATIC APPROPRIATIONS -
JAPAN
GENERAL FUND - AUTOMATIC APPROPRIATIONS -
RETIREMENT AND LIFE INSURANCE PREMIUMS
GENERAL FUND - CONTINUING APPROPRIATIONS -
CONTINGENT FUND
GENERAL FUND - CONTINUING APPROPRIATIONS -
E-GOVERNMENT FUND
GENERAL FUND - CONTINUING APPROPRIATIONS -
INTERNATIONAL COMMITMENTS FUND
GENERAL FUND - CONTINUING APPROPRIATIONS -
SPECIFIC BUDGETS OF NATIONAL GOVERNMENT
AGENCIES
GENERAL FUND - NEW GENERAL APPROPRIATIONS -
CONTINGENT FUND
GENERAL FUND - NEW GENERAL APPROPRIATIONS -
E-GOVERNMENT FUND
GENERAL FUND - NEW GENERAL APPROPRIATIONS -
INTERNATIONAL COMMITMENTS FUND
GENERAL FUND - NEW GENERAL APPROPRIATIONS -
MISCELLANEOUS PERSONNEL BENEFITS FUND
GENERAL FUND - NEW GENERAL APPROPRIATIONS -
PENSION AND GRATUITY FUND
GENERAL FUND - NEW GENERAL APPROPRIATIONS -
SPECIFIC BUDGETS OF NATIONAL GOVERNMENT
AGENCIES
GENERAL FUND - SUPPLEMENTAL APPROPRIATIONS -
SPECIFIC BUDGETS OF NATIONAL GOVERNMENT
AGENCIES



Accts

Department of Finance
Central Office
Detailed Statement of Financial Performance
As of July 31, 2018



Revenue			
Service and Business Income			
Service Income			
Clearance and Certification Fees	77,250.00		
Processing Fees	2,388,195.00		
Other Service Income	<u>177,217.03</u>	2,642,662.03	
Business Income			
Interest Income	<u>30,321.77</u>	<u>30,321.77</u>	2,672,983.80
Shares, Grants and Donations			
Grants and Donations			
Income from Grants and Donations in Kind	<u>6,250,726.00</u>		6,250,726.00
Gains			
Gains			
Sale of Unserviceable Property	<u>1,195,376.00</u>		<u>1,195,376.00</u>
Total Revenue			<u>10,119,085.80</u>
Less: Current Operating Expenses			
Personnel Services			
Salaries and Wages			
Salaries and Wages - Regular	134,128,194.35		
Salaries and Wages - Casual/Contractual	<u>6,943,810.12</u>	141,072,004.47	
Other Compensation			
Personal Economic Relief Allowance (PERA)	5,683,108.22		
Representation Allowance (RA)	4,348,875.00		
Transportation Allowance (TA)	3,310,875.00		
Clothing/Uniform Allowance	522,587.91		
Subsistence Allowance	17,275.00		
Laundry Allowance	2,376.08		
Honoraria	976,017.50		
Hazard Pay	141,291.00		
Overtime and Night Pay	305,467.83		
Other Bonuses and Allowances	<u>17,761,498.00</u>	33,069,371.54	



Department of Finance
Central Office
Detailed Statement of Financial Performance
As of July 31, 2018

Personnel Benefit Contributions			
Retirement and Life Insurance Premiums	13,710,472.38		
Pag-IBIG Contributions	247,600.00		
PhilHealth Contributions	1,059,661.46		
Employees Compensation Insurance Premiums	<u>248,000.00</u>	15,265,733.84	
Other Personnel Benefits			
Terminal Leave Benefits	1,317,502.18		
Other Personnel Benefits	<u>6,486,163.48</u>	<u>7,803,665.66</u>	197,210,775.51
Maintenance and Other Operating Expenses			
Traveling Expenses			
Traveling Expenses - Local	3,071,654.15		
Traveling Expenses - Foreign	<u>8,324,496.08</u>	11,396,150.23	
Training and Scholarship Expenses			
Training Expenses	<u>5,865,693.97</u>	5,865,693.97	
Supplies and Materials Expenses			
Office Supplies Expenses	4,269,863.93		
Accountable Forms Expenses	134,186.00		
Drugs and Medicines Expenses	234,706.81		
Medical, Dental and Laboratory Supplies Expenses	12,263.50		
Fuel, Oil and Lubricants Expenses	819,754.01		
Semi-Expendable Machinery and Equipment Expenses	3,552,764.00		
Semi-Expendable Furniture, Fixtures and Books Expenses	3,907,789.95		
Other Supplies and Materials Expenses	<u>8,175,658.62</u>	21,106,986.82	
Utility Expenses			
Water Expenses	2,528,422.73		
Electricity Expenses	<u>12,301,788.46</u>	14,830,211.19	
Communication Expenses			
Postage and Courier Services	268,507.17		
Telephone Expenses	<u>3,436,803.45</u>	3,705,310.62	
Confidential, Intelligence and Extraordinary Expenses			
Extraordinary and Miscellaneous Expenses	<u>1,695,110.60</u>	1,695,110.60	



Department of Finance
Central Office
Detailed Statement of Financial Performance
As of July 31, 2018

Professional Services

Legal Services	22,600.00	
Consultancy Services	21,874,251.92	
Other Professional Services	<u>23,480,116.97</u>	45,376,968.89

General Services

Security Services	<u>4,706,037.00</u>	4,706,037.00
-------------------	---------------------	--------------

Repairs and Maintenance

Repairs and Maintenance - Buildings and Other Structures	2,773,564.40	
Repairs and Maintenance - Machinery and Equipment	36,400.00	
Repairs and Maintenance - Transportation Equipment	<u>657,330.76</u>	3,467,295.16

Taxes, Insurance Premiums and Other Fees

Taxes, Duties and Licenses	1,316,628.91	
Fidelity Bond Premiums	70,842.32	
Insurance Expenses	<u>3,205,101.26</u>	4,592,572.49

Other Maintenance and Operating Expenses

Advertising Expenses	952,019.25	
Printing and Publication Expenses	538,700.00	
Representation Expenses	1,645,820.65	
Rent/Lease Expenses	7,093,078.05	
Subscription Expenses	1,744,030.74	
Other Maintenance and Operating Expenses	<u>14,891,562.87</u>	<u>26,865,211.56</u> 143,607,548.53

Financial Expenses

Financial Expenses		
Bank Charges	<u>519.43</u>	519.43

Non-Cash Expenses

Depreciation

Depreciation - Land Improvements	53,112.01	
Depreciation - Buildings and Other Structures	5,365,758.32	
Depreciation - Machinery and Equipment	10,152,149.99	
Depreciation - Transportation Equipment	2,529,122.68	
Depreciation - Furniture, Fixtures and Books	<u>1,596,418.84</u>	<u>19,696,561.84</u>



Department of Finance
Central Office
Detailed Statement of Financial Performance
As of July 31, 2018

Total Operating Expenses			<u>360,515,405.31</u>
Surplus/(Deficit) from Current Operations			<u>(350,396,319.51)</u>
Financial Assistance/Subsidy from LGUs, GOCCs			
Subsidy from National Government	966,911,041.99		966,911,041.99
Gains			
Gain on Foreign Exchange (FOREX)		1,623,146.67	
Losses			
Loss on Foreign Exchange (FOREX)	545,220.83		
Loss on Sale of Property, Plant and Equipment	105,350.00		
Loss on Sale of Assets	568,600.77		
Loss of Assets	<u>75,574.94</u>	<u>(1,294,746.54)</u>	<u>328,400.13</u>
Surplus(Deficit) for the period			<u><u>616,843,122.61</u></u>

CUSTODIAL FUNDS - TRUST RECEIPTS - INTER-AGENCY TRANSFERRED FUND (IATF)
CUSTODIAL FUNDS - TRUST RECEIPTS - RECEIPTS DEPOSITED WITH THE NATIONAL TREASURY OTHER THAN IATF
GENERAL FUND - AUTOMATIC APPROPRIATIONS - GERMANY
GENERAL FUND - AUTOMATIC APPROPRIATIONS - INTERNATIONAL BANK OF RECONSTRUCTION AND DEVELOPMENT (IBRD)
GENERAL FUND - AUTOMATIC APPROPRIATIONS - JAPAN
GENERAL FUND - AUTOMATIC APPROPRIATIONS - RETIREMENT AND LIFE INSURANCE PREMIUMS
GENERAL FUND - CONTINUING APPROPRIATIONS - CONTINGENT FUND
GENERAL FUND - CONTINUING APPROPRIATIONS - E-GOVERNMENT FUND
GENERAL FUND - CONTINUING APPROPRIATIONS - INTERNATIONAL COMMITMENTS FUND
GENERAL FUND - CONTINUING APPROPRIATIONS - SPECIFIC BUDGETS OF NATIONAL GOVERNMENT AGENCIES
GENERAL FUND - NEW GENERAL APPROPRIATIONS - CONTINGENT FUND
GENERAL FUND - NEW GENERAL APPROPRIATIONS - E-GOVERNMENT FUND
GENERAL FUND - NEW GENERAL APPROPRIATIONS - INTERNATIONAL COMMITMENTS FUND
GENERAL FUND - NEW GENERAL APPROPRIATIONS - MISCELLANEOUS PERSONNEL BENEFITS FUND
GENERAL FUND - NEW GENERAL APPROPRIATIONS - PENSION AND GRATUITY FUND
GENERAL FUND - NEW GENERAL APPROPRIATIONS - SPECIFIC BUDGETS OF NATIONAL GOVERNMENT AGENCIES
GENERAL FUND - SUPPLEMENTAL APPROPRIATIONS - SPECIFIC BUDGETS OF NATIONAL GOVERNMENT AGENCIES



Acctg

Department of Finance
Central Office
Detailed Statement of Cash Flows
For The Period July 01, 2018 To July 31, 2018



CASH FLOWS FROM OPERATING ACTIVITIES

Cash Inflows

Receipt of Notice of Cash Allocation (NCA)	291,952,517.89
Receipt of Notice of Cash Allocation (NCA)	291,952,517.89
Collection of Income/Revenues	392,745.16
Collection of Other Income	25,000.00
Collection of Service Income	367,745.16
Other Receipts	9,893,523.35
Collection of Overpayment of Expenses - Unbilled	383.84
Collection of Overpayment of Personal Services - Billed	17,848.75
Collection of Personal Accounts	19,541.43
Collection of Receivables from GOCCs	34,796.57
Collections directly Deposited by the Payee to the Department's Bank Account	260,088.69
Proceeds from Sale of Property, Plant and Equipment	161,500.00
Receipt of Fund from National Government Agency thru Direct Deposit to DOF account	400,000.00
Refund of Cash Advance	58,301.62
Remittance to the BTR of Unutilized Fund Transfer/Various Collections/Interest earned from	11,731.80
Set-up for the Constructive Receipt of Cash for Remittances thru TRA	8,929,330.65
Total Cash Inflows	<u>302,238,786.40</u>

Cash Outflows

Payment of Expenses	(2,978,617.38)
Payment for Communication Expenses	(342,726.74)
Payment for Other Maintenance and Other Operating Expenses	(1,857,783.79)
Payment for Training and Scholarship Expenses	(313,915.77)
Payment for Utility Expenses	(464,191.08)
Purchase of Inventories	(8,336,221.05)
Payment for Purchase of Inventories, Supplies and Materials Directly Issued to End-User	(4,522,088.08)
Payment for Purchase of Inventories, Supplies and Materials for Stock	(511,804.90)
Payment for the Procurement Made to Procurement Service	(3,302,328.07)
Prepayments	(15,687.38)
Payment for Prepayments	(15,687.38)
Other Disbursements	(63,576,951.19)
Adjustment on Foreign Exchange Rate	(237,465.47)



Department of Finance
Central Office
Detailed Statement of Cash Flows
For The Period July 01, 2018 To July 31, 2018

Grant of Cash Advance for Travel and SDO	(752,061.00)
Payment / Reimbursement of Traveling Expenses	(265,228.87)
Payment /Reimbursement of Miscellaneous, Extraordinary and Confidential Expenses	(258,600.00)
Payment for Professional Services	(4,421,734.59)
Payment for Repairs and Maintenance of Transportation Equipment	(63,946.18)
Payment for the Purchase of Property, Plant and Equipment	(132,121.43)
Payment for the Purchase of Semi-Expendable Furniture, Fixtures and Books	(240,998.57)
Payment for the Purchase of Semi-Expendable Machinery and Equipment	(157,948.34)
Payment for Utilities Expenses	(2,052,535.33)
Payment of Communication Expenses	(336,888.02)
Payment of Consultancy Fee Chargeable to the Project	(544,999.97)
Payment of Other Maintenance and Other Operating Expenses (MOOE)	(2,263,362.88)
Payment of Other Personnel Benefits	(292,804.18)
Payment of Payables thru ADA	(750,382.80)
Payment of Professional and Other Professional Services	(1,795,497.26)
Payment of Salaries, Allowances, Bonus and Other Compensation	(16,449,939.37)
Payment of Taxes, Insurance Premiums and Other fees	(54,114.06)
Payment of Training and Scholarship Expenses	(658,997.15)
Payment/Reimbursement for Purchase of Inventory Items Directly Issued to End-users	(845,523.51)
Payment/Reimbursement for Repairs and Maintenance	(2,126,215.43)
Payment/Reimbursement of Travelling Expenses	(853,381.38)
Purchase of Property, Plant and Equipment	(488,716.79)
Refund of Discount/Unused Reservation/Guaranty Deposit / Retention Fee	(446,735.00)
Refund of GSIS, Pag-ibig, Philhealth and other Contributions deducted from the salaries	(40,784.98)
Refund of Overdeduction from Employees/Supplier	(218,400.00)
Remittance of salary deductions based in individual checks issued to BIR, GSIS, PHIC,HDMF	(51,631.78)
Remittance of Taxes thru Tax Remittance Advice (TRA)	(8,929,330.65)
Remittance to the BTR of Unutilized Fund Transfer/Various Collections/Interest earned from	(17,579,075.24)
Replenishment of Petty Cash	(267,530.96)
Total Cash Outflows	<u>(74,907,477.00)</u>
Cash Provided by (Used in) Operating Activities	<u>227,331,309.40</u>
Total Cash provided by Operating, Investing and Financing Activities	227,331,309.40
Date/Time Printed : September 12, 2018 06:26:13 PM	
Page 2 of 3	



Department of Finance
Central Office
Detailed Statement of Cash Flows
For The Period July 01, 2018 To July 31, 2018

Add : Cash Balance, Beginning Jul 1 2018

78,659,567.00

Cash Balance, Ending Jul 31 2018

305,990,876.40

CUSTODIAL FUNDS - TRUST RECEIPTS - INTER-AGENCY TRANSFERRED FUND (IATF)
CUSTODIAL FUNDS - TRUST RECEIPTS - RECEIPTS DEPOSITED WITH THE NATIONAL TREASURY OTHER THAN IATF
GENERAL FUND - AUTOMATIC APPROPRIATIONS - GERMANY
GENERAL FUND - AUTOMATIC APPROPRIATIONS - INTERNATIONAL BANK OF RECONSTRUCTION AND DEVELOPMENT (IBRD)
GENERAL FUND - AUTOMATIC APPROPRIATIONS - JAPAN
GENERAL FUND - AUTOMATIC APPROPRIATIONS - RETIREMENT AND LIFE INSURANCE PREMIUMS
GENERAL FUND - CONTINUING APPROPRIATIONS - CONTINGENT FUND
GENERAL FUND - CONTINUING APPROPRIATIONS - E-GOVERNMENT FUND
GENERAL FUND - CONTINUING APPROPRIATIONS - INTERNATIONAL COMMITMENTS FUND
GENERAL FUND - CONTINUING APPROPRIATIONS - SPECIFIC BUDGETS OF NATIONAL GOVERNMENT AGENCIES
GENERAL FUND - NEW GENERAL APPROPRIATIONS - CONTINGENT FUND
GENERAL FUND - NEW GENERAL APPROPRIATIONS - E-GOVERNMENT FUND
GENERAL FUND - NEW GENERAL APPROPRIATIONS - INTERNATIONAL COMMITMENTS FUND
GENERAL FUND - NEW GENERAL APPROPRIATIONS - MISCELLANEOUS PERSONNEL BENEFITS FUND
GENERAL FUND - NEW GENERAL APPROPRIATIONS - PENSION AND GRATUITY FUND
GENERAL FUND - NEW GENERAL APPROPRIATIONS - SPECIFIC BUDGETS OF NATIONAL GOVERNMENT AGENCIES
GENERAL FUND - SUPPLEMENTAL APPROPRIATIONS - SPECIFIC BUDGETS OF NATIONAL GOVERNMENT AGENCIES




Department of Finance

Central Office

Statement of Changes in Net Assets/Equity

As of July 31, 2018



	Total net assets/equity
Balance at December 31, 2017	1,330,341,763.50
Changes in accounting policy	0.00
Prior Period Adjustments/Unrecorded Income and Expenses	(101,041,185.01)
Other Adjustments	0.00
Restated balance	1,229,300,578.49
Changes in net assets/equity for 2018	
Surplus for the period	616,843,122.61
Adjustment of net revenue recognized directly in net assets/equity	0.00
Others	(33,783,539.77)
Total recognized revenue and expense for the period	583,059,582.84
Balance at Jul 31, 2018	1,812,360,161.33

CUSTODIAL FUNDS - TRUST RECEIPTS -
 INTER-AGENCY TRANSFERRED FUND (IATF)
 CUSTODIAL FUNDS - TRUST RECEIPTS - RECEIPTS
 DEPOSITED WITH THE NATIONAL TREASURY OTHER
 THAN IATF
 GENERAL FUND - AUTOMATIC APPROPRIATIONS -
 GERMANY
 GENERAL FUND - AUTOMATIC APPROPRIATIONS -
 INTERNATIONAL BANK OF RECONSTRUCTION AND
 DEVELOPMENT (IBRD)
 GENERAL FUND - AUTOMATIC APPROPRIATIONS -
 JAPAN
 GENERAL FUND - AUTOMATIC APPROPRIATIONS -
 RETIREMENT AND LIFE INSURANCE PREMIUMS
 GENERAL FUND - CONTINUING APPROPRIATIONS -
 CONTINGENT FUND
 GENERAL FUND - CONTINUING APPROPRIATIONS -
 E-GOVERNMENT FUND
 GENERAL FUND - CONTINUING APPROPRIATIONS -
 INTERNATIONAL COMMITMENTS FUND
 GENERAL FUND - CONTINUING APPROPRIATIONS -
 SPECIFIC BUDGETS OF NATIONAL GOVERNMENT
 AGENCIES
 GENERAL FUND - NEW GENERAL APPROPRIATIONS -
 CONTINGENT FUND
 GENERAL FUND - NEW GENERAL APPROPRIATIONS -
 E-GOVERNMENT FUND
 GENERAL FUND - NEW GENERAL APPROPRIATIONS -
 INTERNATIONAL COMMITMENTS FUND
 GENERAL FUND - NEW GENERAL APPROPRIATIONS -
 MISCELLANEOUS PERSONNEL BENEFITS FUND
 GENERAL FUND - NEW GENERAL APPROPRIATIONS -
 PENSION AND GRATUITY FUND
 GENERAL FUND - NEW GENERAL APPROPRIATIONS -
 SPECIFIC BUDGETS OF NATIONAL GOVERNMENT
 AGENCIES
 GENERAL FUND - SUPPLEMENTAL APPROPRIATIONS -
 SPECIFIC BUDGETS OF NATIONAL GOVERNMENT
 AGENCIES