

Recfy


Department of Finance (OSEC)

Detailed Statement of Financial Position

As of July 31, 2016

All Funds

(Consolidated Regular Agency and Special Account Funds and Trust)



ASSETS

Current Assets

Cash and Cash Equivalent

Cash on Hand

Cash - Collecting Officer

40,452.16

Petty Cash

404,835.01

445,287.17

Cash in Bank - Local Currency

Cash in Bank - Local Currency, Current Account

43,064,922.55

Cash in Bank - Foreign Currency

Cash in Bank - Foreign Currency, Savings Account

329,058.64

Treasury/Agency Cash Accounts

Cash-Treasury/Agency Deposit, Regular

7,377,302.42

Cash-Modified Disbursements System (MDS), Regular

96,035.83

Cash-Modified Disbursements System (MDS), Special Account

0.00

Cash-Modified Disbursements System (MDS), Trust

0.00

7,473,338.25

51,312,606.61

Receivables

Inter-Agency Receivables

Due from National Government Agencies

14,384,987.18

Due from Government-Owned and/or Controlled Corporations

45,000,000.00

59,384,987.18

Other Receivables

Receivables - Disallowances/Charges

2,246,575.05

Due from Officers and Employees

44,624.26

Other Receivables

286,553.89

2,577,753.20

61,962,740.38

Inventories

Inventory held for Consumptions

Office Supplies Inventory

10,586,651.45

Accountable Forms, Plates and Stickers Inventory

117,191.26

Drugs and Medicines Inventory

121,716.20

Medical, Dental and Laboratory Supplies Inventory

1,767.54

Fuel, Oil and Lubricants Inventory

14,235.00

Other Supplies and Materials Inventory

2,146,779.32

12,988,340.77

Other Current Assets

Advances

Advances to Special Disbursing Officer

3,544,068.86

Advances to Officers and Employees

1,869,383.99

5,413,452.85

Prepayments

Advances to Contractors

9,330,603.48

Prepaid Insurance

2,305,870.48

Other Prepayments

3,587,961.27

15,224,435.23

20,637,888.08

Total Current Assets

146,901,575.84

Non-Current Assets

Investments

Financial Assets - Others

Investments in Stocks

3,500.00

Other Investments

279,244.40

282,744.40

Property Plant and Equipment

Land

Land

329,268,352.72

Land Improvements

Other Land Improvements

2,265,821.50

Less: Accumulated Depreciation - Other Land Improvements

498,106.06

1,767,715.44


<b>Infrastructure Assets</b>			
Power Supply	98,490.84		
Less: Accumulated Depreciation - Power Supply	<u>79,600.87</u>		18,889.97
<b>Buildings and Other Structures</b>			
Buildings	669,632,013.80		
Less: Accumulated Depreciation - Buildings	<u>259,786,201.71</u>	409,845,812.09	
Other Structures	12,700,149.06		
Less: Accumulated Depreciation - Other Structures	<u>2,436,984.99</u>	<u>10,263,164.07</u>	420,108,976.16
<b>Machinery and Equipment</b>			
Office Equipment	791,376.07		
Less: Accumulated Depreciation - Office Equipment	<u>688,367.85</u>	103,008.22	
Information and Communication Technology Equipment	256,127,630.70		
Less: Accumulated Depreciation - Information and Communication Te	<u>152,558,195.12</u>	103,569,435.58	
Communication Equipment	2,492,531.40		
Less: Accumulated Depreciation - Communication Equipment	<u>1,367,730.55</u>	<u>1,124,800.85</u>	
Disaster Response and Rescue Equipment			
Less: Accumulated Depreciation - Disaster Response and Rescue Eq	<u>-</u>	0.00	
Military, Police and Security Equipment	32,000.00		
Accumulated Depreciation - Military, Police and Security Equipment	<u>30,400.00</u>	1,600.00	
Medical Equipment	440,900.00		
Less: Accumulated Depreciation - Medical Equipment	<u>203,841.52</u>	<u>237,058.48</u>	
Sports Equipment	25,000.00		
Less: Accumulated Depreciation - Sports Equipment	<u>23,750.00</u>	<u>1,250.00</u>	
Other Machinery and Equipment	7,432,084.97		
Less: Accumulated Depreciation - Other Machinery and Equipment	<u>3,994,476.16</u>	<u>3,437,608.81</u>	108,474,761.94
<b>Transportation Equipment</b>			
Motor Vehicles	37,855,400.00		
Less: Accumulated Depreciation - Motor Vehicles	<u>22,090,334.06</u>		15,765,065.94
<b>Furniture and Fixtures and Books</b>			
Furniture and Fixtures	25,154,064.10		
Less: Accumulated Depreciation - Furniture and Fixtures	<u>6,685,593.02</u>	<u>18,468,471.08</u>	
Books	1,635,784.05		
Less: Accumulated Depreciation - Books	<u>1,048,618.36</u>	<u>587,165.69</u>	19,055,636.77
<b>Construction in Progress</b>			
Construction in Progress - Buildings and Other Structures			172,774,764.80
<b>Other Property, Plant and Equipment</b>			
Other Property, Plant and Equipment	5,608,247.19		
Less: Accumulated Depreciation - Other Property, Plant and Equipme	<u>4,925,311.38</u>	<u>682,935.81</u>	1,067,917,099.55
<b>Intangible assets</b>			
Intangible Assets			
Computer Software	22,635,257.63		
Less: Accumulated Amortization - Computer Software	<u>20,413,761.05</u>		2,221,496.58
<b>Other Non-Cuurent Assets</b>			
Other Assets			<u>25,767,233.71</u>
<b>Total Non-Current Assets</b>			<u>1,096,188,574.24</u>
<b>TOTAL ASSETS</b>			<u>1,243,090,150.08</u>
<b>TOTAL LIABILITIES</b>			
<b>Current Liabilities</b>			
<b>Payable Accounts</b>			
Accounts Payable		136,000.00	
Due to Officers and Employees		<u>124,466.89</u>	260,466.89

Inter-Agency Payables			
Due to BIR	10,083,732.11		
Due to GSIS	405,459.49		
Due to Pag-IBIG	(1,087.90)		
Due to PhilHealth	116,302.39		
Due to NGAs	267,018.38		
Due to GOCCs	1,773,219.23	12,644,643.70	
Trust Liabilities			
Trust Liabilities	96,432.66		
Bail Bonds Payable	9,000.00		
Guaranty/Security Deposits Payable	4,020,044.61	4,125,477.27	
Deferred Credits/Unearned Income			
Other Deferred Credits		12,817.90	
Other Payables			
Other Payables		1,030,992.63	
<b>TOTAL LIABILITIES</b>			<b>18,074,398.39</b>
<b>TOTAL ASSETS less TOTAL LIABILITIES</b>			<b>1,225,015,751.69</b>
<b>EQUITY</b>			
Government Equity			
Accumulated Surplus/(Deficit)		1,173,954,197.22	
Add: Current Operations		51,061,554.47	1,225,015,751.69
<b>TOTAL EQUITY</b>			<b>1,225,015,751.69</b>



Acctg

**Department of Finance**  
**Central Office**  
**Detailed Statement of Financial Performance**  
**As of July 31, 2016**



Revenue

Service and Business Income

Service Income

Clearance and Certification Fees

64,900.00

Processing Fees

3,819,042.47

Other Service Income

209,600.00

4,093,542.47

Business Income

Rent/Lease Income

586,055.68

Interest Income

70,225.17

656,280.85

4,749,823.32

Other Non-Operating Income

Miscellaneous Income

Miscellaneous Income

14,682.10

14,682.10

**otal Revenue**

4,764,505.42

Less: Current Operating Expenses

Personnel Services

Salaries and Wages

Salaries and Wages - Regular

98,279,774.56

Salaries and Wages - Casual/Contractual

4,311,090.39

102,590,864.95

Other Compensation

Personal Economic Relief Allowance (PERA)

5,144,744.27

Representation Allowance (RA)

4,045,625.00

Transportation Allowance (TA)

2,754,500.00

Clothing/Uniform Allowance

1,875,000.00

Subsistence Allowance

20,975.00

Laundry Allowance

2,959.01

Honoraria

1,966,196.15

Hazard Pay

137,119.50

Overtime and Night Pay

142,530.36



**Department of Finance**  
**Central Office**  
**Detailed Statement of Financial Performance**  
**As of July 31, 2016**

Year End Bonus	<u>12,840,430.00</u>	28,930,079.29	
Personnel Benefit Contributions			
Retirement and Life Insurance Premiums	11,895,487.63		
Pag-IBIG Contributions	261,800.00		
PhilHealth Contributions	731,006.25		
Employees Compensation Insurance Premiums	<u>261,677.50</u>	13,149,971.38	
Other Personnel Benefits			
Retirement Gratuity	16,562.63		
Terminal Leave Benefits	767,997.02		
Other Personnel Benefits	<u>4,444,069.26</u>	<u>5,228,628.91</u>	149,899,544.53
Maintenance and Other Operating Expenses			
Traveling Expenses			
Traveling Expenses - Local	606,092.74		
Traveling Expenses - Foreign	<u>12,540,629.95</u>	13,146,722.69	
Training and Scholarship Expenses			
Training Expenses	<u>5,782,364.90</u>	5,782,364.90	
Supplies and Materials Expenses			
Office Supplies Expenses	3,884,391.49		
Accountable Forms Expenses	90,955.51		
Drugs and Medicines Expenses	87,874.25		
Medical, Dental and Laboratory Supplies Expenses	20,517.55		
Fuel, Oil and Lubricants Expenses	373,199.52		
Semi-Expendable Machinery and Equipment Expenses	276,129.00		
Semi-Expendable Furniture, Fixtures and Books Expenses	395,951.90		
Other Supplies and Materials Expenses	<u>1,984,137.28</u>	7,113,156.50	
Utility Expenses			
Water Expenses	2,278,541.99		
Electricity Expenses	<u>10,259,313.63</u>	12,537,855.62	



**Department of Finance**  
**Central Office**  
**Detailed Statement of Financial Performance**  
**As of July 31, 2016**

Communication Expenses		
Postage and Courier Services	291,455.60	
Telephone Expenses	3,117,440.26	
Internet Subscription Expenses	<u>2,940,000.00</u>	6,348,895.86
Confidential, Intelligence and Extraordinary Expenses		
Extraordinary and Miscellaneous Expenses	<u>1,307,587.10</u>	1,307,587.10
Professional Services		
Legal Services	17,350.00	
Consultancy Services	15,283,274.79	
Other Professional Services	<u>11,896,646.64</u>	27,197,271.43
General Services		
Security Services	<u>4,025,835.00</u>	4,025,835.00
Repairs and Maintenance		
Repairs and Maintenance - Buildings and Other Structures	3,008,140.72	
Repairs and Maintenance - Machinery and Equipment	222,950.00	
Repairs and Maintenance - Transportation Equipment	<u>538,529.83</u>	3,769,620.55
Taxes, Insurance Premiums and Other Fees		
Taxes, Duties and Licenses	6,191,503.20	
Fidelity Bond Premiums	113,925.23	
Insurance Expenses	<u>796,347.04</u>	7,101,775.47
Other Maintenance and Operating Expenses		
Advertising Expenses	3,704,271.12	
Printing and Publication Expenses	1,764,900.00	
Representation Expenses	429,854.48	
Transportation and Delivery Expenses	123,010.00	
Rent/Lease Expenses	2,705,492.00	
Subscription Expenses	1,924,381.10	
Donations	169,048.81	



**Department of Finance**  
**Central Office**  
**Detailed Statement of Financial Performance**  
**As of July 31, 2016**

Other Maintenance and Operating Expenses	<u>2,378,299.55</u>	<u>13,199,257.06</u>	101,530,342.18
Non-Cash Expenses			
Depreciation			
Depreciation - Land Improvements	53,112.01		
Depreciation - Infrastructure Assets	8,055.88		
Depreciation - Buildings and Other Structures	5,237,490.32		
Depreciation - Machinery and Equipment	9,624,691.62		
Depreciation - Transportation Equipment	2,228,996.42		
Depreciation - Furniture, Fixtures and Books	<u>295,975.44</u>	17,448,321.69	
Amortization			
Amortization - Intangible Assets	<u>527,809.20</u>	<u>527,809.20</u>	<u>17,976,130.89</u>
<b>Total Operating Expenses</b>			<u>269,406,017.60</u>
<b>Surplus/(Deficit) from Current Operations</b>			<u>(264,641,512.18)</u>
Financial Assistance/Subsidy from LGUs, GOCCs			
Subsidy from National Government	315,975,305.47		315,975,305.47
Gains			
Gain on Foreign Exchange (FOREX)	594,969.01		
Other Gains		639,969.01	
Losses			
Loss on Foreign Exchange (FOREX)	802,374.37		
Loss of Assets		(912,207.83)	(272,238.82)
<b>Surplus/(Deficit) for the period</b>			<u><u>51,061,554.47</u></u>



**Department of Finance**  
**Central Office**  
**Detailed Statement of Financial Performance**  
**As of July 31, 2016**


CUSTODIAL FUNDS - TRUST RECEIPTS - INTER-AGENCY TRANSFERRED FUND (IATF)  
CUSTODIAL FUNDS - TRUST RECEIPTS - RECEIPTS DEPOSITED WITH THE NATIONAL TREASURY OTHER THAN IATF  
GENERAL FUND - AUTOMATIC APPROPRIATIONS - GERMANY  
GENERAL FUND - AUTOMATIC APPROPRIATIONS - INTERNATIONAL BANK OF RECONSTRUCTION AND DEVELOPMENT (IBRD)  
GENERAL FUND - AUTOMATIC APPROPRIATIONS - JAPAN  
GENERAL FUND - AUTOMATIC APPROPRIATIONS - RETIREMENT AND LIFE INSURANCE PREMIUMS  
GENERAL FUND - CONTINUING APPROPRIATIONS - CONTINGENT FUND  
GENERAL FUND - CONTINUING APPROPRIATIONS - E-GOVERNMENT FUND  
GENERAL FUND - CONTINUING APPROPRIATIONS - INTERNATIONAL COMMITMENTS FUND  
GENERAL FUND - CONTINUING APPROPRIATIONS - SPECIFIC BUDGETS OF NATIONAL GOVERNMENT AGENCIES  
GENERAL FUND - NEW GENERAL APPROPRIATIONS - CONTINGENT FUND  
GENERAL FUND - NEW GENERAL APPROPRIATIONS - E-GOVERNMENT FUND  
GENERAL FUND - NEW GENERAL APPROPRIATIONS - INTERNATIONAL COMMITMENTS FUND  
GENERAL FUND - NEW GENERAL APPROPRIATIONS - MISCELLANEOUS PERSONNEL BENEFITS FUND  
GENERAL FUND - NEW GENERAL APPROPRIATIONS - PENSION AND GRATUITY FUND  
GENERAL FUND - NEW GENERAL APPROPRIATIONS - SPECIFIC BUDGETS OF NATIONAL GOVERNMENT AGENCIES  
GENERAL FUND - SUPPLEMENTAL APPROPRIATIONS - SPECIFIC BUDGETS OF NATIONAL GOVERNMENT AGENCIES  
OFF-BUDGETARY FUNDS - REVOLVING FUNDS - COMMISSION ON AUDIT REVOLVING FUND - FEES FROM DORMITORIES, TRAININGS AND SEMINARS





Acctg

**Department of Finance**  
**Central Office**  
**Detailed Statement of Cash Flows**  
For The Period July 01, 2016 To July 31, 2016



**CASH FLOWS FROM OPERATING ACTIVITIES**

**Cash Inflows**

**Receipt of Notice of Cash Allocation (NCA)**

Receipt of Notice of Cash Allocation (NCA)

45,294,020.00

45,294,020.00

**Collection of Income/Revenues**

452,435.85

Collection of Other Income

5,000.00

Collection of Service Income

447,435.85

**Other Receipts**

6,532,830.52

Adjustment on Foreign Exchange Rate

221,574.39

Collection of Overpayment of Expenses - Unbilled

211.67

Collection of Overpayment of Personal Services - Billed

13,216.02

Collection of Personal Accounts

132,502.18

Collection of Receivables from GOCCs

83,722.24

Correction of Errors

2,053,444.56

Refund of Cash Advance

58,056.50

Set-up for the Constructive Receipt of Cash for Remittances thru TRA

3,970,102.96

**Total Cash Inflows**

52,279,286.37

**Cash Outflows**

**Payment of Expenses**

(5,557,117.19)

Payment for Communication Expenses

(224,965.42)

Payment for Other Maintenance and Other Operating Expenses

(1,458,504.96)

Payment for Training and Scholarship Expenses

(1,662,652.56)

Payment for Utility Expenses

(2,210,994.25)

**Purchase of Inventories**

(378,571.43)

Payment for Purchase of Inventories, Supplies and Materials Directly Issued to End-User

(378,571.43)

**Other Disbursements**

(60,672,914.18)

Grant of Cash Advance

(104,860.44)

Payment /Reimbursement of Miscellaneous, Extraordinary and Confidential Expenses

(180,000.00)

Payment for Billings of Contractors for Construction of Agency Assets

(1,857,622.05)

Payment for Prepayments

(52,788.75)

Payment for Professional Services

(1,006,856.84)

Payment for Repairs and Maintenance of Office Equipment and Furniture and Fixtures

(142,031.25)

Payment for Repairs and Maintenance of Transportation Equipment

(42,680.95)

Date/Time Printed : October 18, 2016 10:13:27 AM




**Department of Finance**  
**Central Office**  
**Detailed Statement of Cash Flows**  
**For The Period July 01, 2016 To July 31, 2016**

Payment of Allowances, Bonus and Other Compensation/Benefits	(4,570,421.62)
Payment of Communication Expenses	(267,357.53)
Payment of Other Maintenance and Other Operating Expenses (MOOE)	(1,672,313.76)
Payment of Professional and Other Professional Services	(8,174,726.97)
Payment of Salaries, Allowances, Bonus and Other Compensation	(9,651,495.41)
Payment of Taxes, Insurance Premiums and Other fees	(556,367.20)
Payment of Training and Scholarship Expenses	(498,385.55)
Payment/Reimbursement for Purchase of Inventory Items Directly Issued to End-users	(31,847.31)
Payment/Reimbursement for Repairs and Maintenance	(1,016,165.65)
Payment/Reimbursement of Travelling Expenses	(1,857,070.37)
Purchase of Property, Plant and Equipment	(366,438.20)
Refund of Overdeductions	(49,882.60)
Remittance of salary deductions based in individual checks issued to GSIS, PHIC, HDMF and	(9,262,971.29)
Remittance of salary deductions based in individual checks issued to GSIS, PHIC, HDMF and	(1,318,784.49)
Remittance of Taxes thru Tax Remittance Advice (TRA)	(3,970,102.96)
Remittance of Taxes Withheld from Suppliers, Contractors and Other Creditors	(243,328.20)
Replenishment of Petty Cash	(139,051.23)
Unutilized Notice of Cash Allocation (NCA)	(13,639,363.56)
<b>Total Cash Outflows</b>	<b><u>(66,608,602.80)</u></b>
<b>Cash Provided by (Used in) Operating Activities</b>	<b><u>(14,329,316.43)</u></b>
<b>Total Cash provided by Operating, Investing and Financing Activities</b>	<b>(14,329,316.43)</b>
<b>Add : Cash Balance, Beginning Jul 1 2016</b>	<b><u>65,641,923.04</u></b>
<b>Cash Balance, Ending Jul 31 2016</b>	<b><u><u>51,312,606.61</u></u></b>



**Department of Finance**  
**Central Office**  
**Detailed Statement of Cash Flows**  
**For The Period July 01, 2016 To July 31, 2016**

CUSTODIAL FUNDS - TRUST RECEIPTS - INTER-AGENCY TRANSFERRED FUND (IATF)  
CUSTODIAL FUNDS - TRUST RECEIPTS - RECEIPTS DEPOSITED WITH THE NATIONAL TREASURY OTHER THAN IATF  
GENERAL FUND - AUTOMATIC APPROPRIATIONS - GERMANY  
GENERAL FUND - AUTOMATIC APPROPRIATIONS - INTERNATIONAL BANK OF RECONSTRUCTION AND DEVELOPMENT (IBRD)  
GENERAL FUND - AUTOMATIC APPROPRIATIONS - JAPAN  
GENERAL FUND - AUTOMATIC APPROPRIATIONS - RETIREMENT AND LIFE INSURANCE PREMIUMS  
GENERAL FUND - CONTINUING APPROPRIATIONS - CONTINGENT FUND  
GENERAL FUND - CONTINUING APPROPRIATIONS - E-GOVERNMENT FUND  
GENERAL FUND - CONTINUING APPROPRIATIONS - INTERNATIONAL COMMITMENTS FUND  
GENERAL FUND - CONTINUING APPROPRIATIONS - SPECIFIC BUDGETS OF NATIONAL GOVERNMENT AGENCIES  
GENERAL FUND - NEW GENERAL APPROPRIATIONS - CONTINGENT FUND  
GENERAL FUND - NEW GENERAL APPROPRIATIONS - E-GOVERNMENT FUND  
GENERAL FUND - NEW GENERAL APPROPRIATIONS - INTERNATIONAL COMMITMENTS FUND  
GENERAL FUND - NEW GENERAL APPROPRIATIONS - MISCELLANEOUS PERSONNEL BENEFITS FUND  
GENERAL FUND - NEW GENERAL APPROPRIATIONS - PENSION AND GRATUITY FUND  
GENERAL FUND - NEW GENERAL APPROPRIATIONS - SPECIFIC BUDGETS OF NATIONAL GOVERNMENT AGENCIES  
GENERAL FUND - SUPPLEMENTAL APPROPRIATIONS - SPECIFIC BUDGETS OF NATIONAL GOVERNMENT AGENCIES  
OFF-BUDGETARY FUNDS - REVOLVING FUNDS - COMMISSION ON AUDIT REVOLVING FUND - FEES FROM DORMITORIES, TRAININGS AND SEMINARS



Department of Finance (OSEC)

**Statement of Changes in Net Assets/Equity**  
**As of July 31, 2016**

**All Funds**  
**(Consolidated Regular Agency, Special Account-Foreign Grants, Trust)**

Balance at January 1, 2016	1,247,656,719.35
Changes in Accounting Policy	(10,720,548.04)
Prior Period Adjustments/Unrecorded Income and Expenses/Adjustments	(60,286,980.11)
Liquidation on Cash Advances	(2,697,115.28)
Adjustment in Funding Source	2,121.30
Restated Balance	1,173,954,197.22
Changes in Net Assets/Equity	
Current Operations Surplus	51,061,554.47
Cash-Treasury/Agency Deposit, Regular	-
Total Recognized Revenue and Expenses for the Period	51,061,554.47
<b>Balance at July 31, 2016</b>	<b>1,225,015,751.69</b>