


# Department of Finance (OSEC)

## Detailed Statement of Financial Position

As of August 31, 2016

All Funds  
(Consolidated Regular Agency and Special Account Funds and Trust)



### ASSETS

#### Current Assets

##### Cash and Cash Equivalent

Cash on Hand			
Cash - Collecting Officer	32,861.15		
Petty Cash	418,446.00	451,307.15	
Cash in Bank - Local Currency			
Cash in Bank - Local Currency, Current Account		42,670,563.53	
Cash in Bank - Foreign Currency			
Cash in Bank - Foreign Currency, Savings Account		302,095.98	
Treasury/Agency Cash Accounts			
Cash-Treasury/Agency Deposit, Regular	8,173,227.76		
Cash-Modified Disbursements System (MDS), Regular	18,883,498.83		
Cash-Modified Disbursements System (MDS), Special Account	4,843,543.34		
Cash-Modified Disbursements System (MDS), Trust	0.00	31,900,269.93	75,324,236.59

##### Receivables

Inter-Agency Receivables			
Due from National Government Agencies	14,384,987.18		
Due from Government-Owned and/or Controlled Corporations	45,030,456.48	59,415,443.66	
Other Receivables			
Receivables - Disallowances/Charges	2,246,575.05		
Due from Officers and Employees	91,710.16		
Other Receivables	286,553.89	2,624,839.10	62,040,282.76

##### Inventories

Inventory held for Consumptions			
Office Supplies Inventory	10,012,270.79		
Accountable Forms, Plates and Stickers Inventory	142,787.26		
Drugs and Medicines Inventory	121,716.20		
Medical, Dental and Laboratory Supplies Inventory	1,767.54		
Fuel, Oil and Lubricants Inventory	14,235.00		
Other Supplies and Materials Inventory	2,144,023.61		12,436,800.40

##### Other Current Assets

Advances			
Advances to Special Disbursing Officer	3,316,725.86		
Advances to Officers and Employees	1,812,819.49	5,129,545.35	
Prepayments			
Advances to Contractors	8,920,504.10		
Prepaid Insurance	2,338,380.14		
Other Prepayments	3,587,961.27	14,846,845.51	19,976,390.86

#### Total Current Assets

169,777,710.61

#### Non-Current Assets

##### Investments

Financial Assets - Others			
Investments in Stocks	3,500.00		
Other Investments	279,244.40		282,744.40

##### Property Plant and Equipment


Land			
Land		329,268,352.72	
Land Improvements			
Land Improvements	2,265,821.50		
Less: Accumulated Depreciation - Other Land Improvements	505,693.49	1,760,128.01	

Infrastructure Assets			
Power Supply	98,490.84		
Less: Accumulated Depreciation - Power Supply	<u>80,751.71</u>		17,739.13
Buildings and Other Structures			
Buildings	673,613,674.26		
Less: Accumulated Depreciation - Buildings	<u>262,257,922.32</u>	411,355,751.94	
Other Structures	12,700,149.06		
Less: Accumulated Depreciation - Other Structures	<u>2,499,221.50</u>	10,200,927.56	421,556,679.50
Machinery and Equipment			
Office Equipment	791,376.07		
Less: Accumulated Depreciation - Office Equipment	<u>689,602.84</u>	101,773.23	
Information and Communication Technology Equipment	256,552,268.70		
Less: Accumulated Depreciation - Information and Communication Technology Equipment	<u>153,591,361.69</u>	102,960,907.01	
Communication Equipment	2,492,531.40		
Less: Accumulated Depreciation - Communication Equipment	<u>1,383,896.79</u>	1,108,634.61	
Disaster Response and Rescue Equipment			
Less: Accumulated Depreciation - Disaster Response and Rescue Equipment	<u>-</u>	0.00	
Military, Police and Security Equipment	32,000.00		
Accumulated Depreciation - Military, Police and Security Equipment	<u>30,400.00</u>	1,600.00	
Medical Equipment	440,900.00		
Less: Accumulated Depreciation - Medical Equipment	<u>205,882.43</u>	235,017.57	
Sports Equipment	25,000.00		
Less: Accumulated Depreciation - Sports Equipment	<u>23,750.00</u>	1,250.00	
Other Machinery and Equipment	7,460,972.97		
Less: Accumulated Depreciation - Other Machinery and Equipment	<u>4,036,084.80</u>	3,424,888.17	107,834,070.59
Transportation Equipment			
Motor Vehicles	37,855,400.00		
Less: Accumulated Depreciation - Motor Vehicles	<u>22,408,762.12</u>		15,446,637.88
Furniture and Fixtures and Books			
Furniture and Fixtures	25,154,064.10		
Less: Accumulated Depreciation - Furniture and Fixtures	<u>6,721,881.34</u>	18,432,182.76	
Books	1,635,784.05		
Less: Accumulated Depreciation - Books	<u>1,055,308.56</u>	580,475.49	19,012,658.25
Construction in Progress			
Construction in Progress - Buildings and Other Structures			171,562,423.70
Other Property, Plant and Equipment			
Other Property, Plant and Equipment	5,608,247.19		
Less: Accumulated Depreciation - Other Property, Plant and Equipment	<u>4,925,311.38</u>	682,935.81	1,067,141,625.59
Intangible assets			
Intangible Assets			
Computer Software	22,635,257.63		
Less: Accumulated Amortization - Computer Software	<u>20,489,053.51</u>		2,146,204.12
Other Non-Current Assets			
Other Assets			<u>25,767,233.71</u>
Total Non-Current Assets			<u>1,095,337,807.82</u>
<b>TOTAL ASSETS</b>			<b><u>1,265,115,518.43</u></b>
<b>TOTAL LIABILITIES</b>			
Current Liabilities			
Payable Accounts			
Accounts Payable		0.00	
Due to Officers and Employees		<u>124,466.89</u>	124,466.89
Inter-Agency Payables			

Due to BIR	6,857,239.00	
Due to GSIS	2,634,427.06	
Due to Pag-IBIG	(5,701.61)	
Due to PhilHealth	108,914.89	
Due to NGAs	267,051.73	
Due to GOCCs	1,754,633.33	11,616,564.40
Trust Liabilities		
Trust Liabilities	132,628.43	
Bail Bonds Payable	9,000.00	
Guaranty/Security Deposits Payable	4,058,855.56	4,200,483.99
Deferred Credits/Unearned Income		
Other Deferred Credits		12,817.90
Other Payables		
Other Payables		1,001,699.21
<b>TOTAL LIABILITIES</b>		<b>16,956,032.39</b>
<b>TOTAL ASSETS less TOTAL LIABILITIES</b>		<b>1,248,159,486.04</b>
<b>EQUITY</b>		
Government Equity		
Accumulated Surplus/(Deficit)	1,173,666,960.31	
Add: Current Operations	74,492,525.73	1,248,159,486.04
<b>TOTAL EQUITY</b>		<b>1,248,159,486.04</b>



**Department of Finance**  
**Central Office**  
**Detailed Statement of Financial Performance**  
**As of August 31, 2016**



Revenue

Service and Business Income

Service Income

Clearance and Certification Fees	73,450.00	
Processing Fees	4,418,766.16	
Other Service Income	<u>210,600.00</u>	4,702,816.16

Business Income

Rent/Lease Income	669,777.92	
Interest Income	<u>70,225.17</u>	<u>740,003.09</u>
		5,442,819.25

Other Non-Operating Income

Miscellaneous Income

Miscellaneous Income	<u>14,682.10</u>	<u>14,682.10</u>
		<u>5,457,501.35</u>

**Total Revenue**

Less: Current Operating Expenses

Personnel Services

Salaries and Wages

Salaries and Wages - Regular	111,086,196.10	
Salaries and Wages - Casual/Contractual	<u>4,312,515.39</u>	115,398,711.49

Other Compensation

Personal Economic Relief Allowance (PERA)	5,835,193.25
Representation Allowance (RA)	4,534,875.00
Transportation Allowance (TA)	3,101,250.00
Clothing/Uniform Allowance	1,880,000.00
Subsistence Allowance	20,975.00
Laundry Allowance	2,959.01
Honoraria	2,450,272.27
Hazard Pay	137,119.50
Overtime and Night Pay	152,697.51



**Department of Finance**  
**Central Office**  
**Detailed Statement of Financial Performance**  
**As of August 31, 2016**

Year End Bonus	13,059,374.10		
Cash Gift	<u>3,500.00</u>	31,178,215.64	
Personnel Benefit Contributions			
Retirement and Life Insurance Premiums	11,895,487.63		
Pag-IBIG Contributions	298,400.00		
PhilHealth Contributions	834,918.75		
Employees Compensation Insurance Premiums	<u>261,677.50</u>	13,290,483.88	
Other Personnel Benefits			
Retirement Gratuity	16,562.63		
Terminal Leave Benefits	1,306,552.46		
Other Personnel Benefits	<u>4,455,997.48</u>	<u>5,779,112.57</u>	165,646,523.58
Maintenance and Other Operating Expenses			
Traveling Expenses			
Traveling Expenses - Local	773,873.67		
Traveling Expenses - Foreign	<u>12,545,514.75</u>	13,319,388.42	
Training and Scholarship Expenses			
Training Expenses	<u>6,355,490.50</u>	6,355,490.50	
Supplies and Materials Expenses			
Office Supplies Expenses	4,518,422.64		
Accountable Forms Expenses	109,745.51		
Drugs and Medicines Expenses	87,874.25		
Medical, Dental and Laboratory Supplies Expenses	20,517.55		
Fuel, Oil and Lubricants Expenses	462,365.50		
Semi-Expendable Machinery and Equipment Expenses	276,129.00		
Semi-Expendable Furniture, Fixtures and Books Expenses	395,951.90		
Other Supplies and Materials Expenses	<u>2,306,209.24</u>	8,177,215.59	
Utility Expenses			
Water Expenses	2,423,197.83		



**Department of Finance**  
**Central Office**  
**Detailed Statement of Financial Performance**  
**As of August 31, 2016**

Electricity Expenses	<u>12,063,262.27</u>	14,486,460.10
Communication Expenses		
Postage and Courier Services	304,750.17	
Telephone Expenses	3,560,858.04	
Internet Subscription Expenses	<u>3,544,800.00</u>	7,410,408.21
Confidential, Intelligence and Extraordinary Expenses		
Extraordinary and Miscellaneous Expenses	<u>1,500,587.10</u>	1,500,587.10
Professional Services		
Legal Services	33,750.00	
Consultancy Services	16,505,884.61	
Other Professional Services	<u>13,340,703.38</u>	29,880,337.99
General Services		
Janitorial Services	2,788,598.40	
Security Services	<u>4,025,835.00</u>	6,814,433.40
Repairs and Maintenance		
Repairs and Maintenance - Buildings and Other Structures	3,650,744.60	
Repairs and Maintenance - Machinery and Equipment	623,850.00	
Repairs and Maintenance - Transportation Equipment	659,816.65	
Repairs and Maintenance - Furniture and Fixtures	<u>6,600.00</u>	4,941,011.25
Taxes, Insurance Premiums and Other Fees		
Taxes, Duties and Licenses	6,229,140.83	
Fidelity Bond Premiums	115,050.23	
Insurance Expenses	<u>810,909.21</u>	7,155,100.27
Other Maintenance and Operating Expenses		
Advertising Expenses	4,664,482.82	
Printing and Publication Expenses	1,764,900.00	
Representation Expenses	610,737.72	
Transportation and Delivery Expenses	123,010.00	



**Department of Finance**  
**Central Office**  
**Detailed Statement of Financial Performance**  
**As of August 31, 2016**

Rent/Lease Expenses	4,949,296.75		
Subscription Expenses	2,411,415.60		
Donations	169,048.81		
Other Maintenance and Operating Expenses	<u>2,798,528.15</u>	<u>17,491,419.85</u>	117,531,852.68
Non-Cash Expenses			
Depreciation			
Depreciation - Land Improvements	60,699.44		
Depreciation - Infrastructure Assets	9,206.72		
Depreciation - Buildings and Other Structures	7,771,447.44		
Depreciation - Machinery and Equipment	10,718,908.97		
Depreciation - Transportation Equipment	2,547,424.48		
Depreciation - Furniture, Fixtures and Books	<u>338,953.96</u>	21,446,641.01	
Amortization			
Amortization - Intangible Assets	<u>603,101.66</u>	<u>603,101.66</u>	<u>22,049,742.67</u>
<b>Operating Expenses</b>			<u>305,228,118.93</u>
<b>Plus/(Deficit) from Current Operations</b>			<u>(299,770,617.58)</u>
Financial Assistance/Subsidy from LGUs, GOCCs			
Subsidy from National Government	374,537,662.13		374,537,662.13
Gains			
Gain on Foreign Exchange (FOREX)	594,969.01		
Other Gains		639,969.01	
Losses			
Loss on Foreign Exchange (FOREX)	802,374.37		
Loss of Assets		(914,487.83)	(274,518.82)
<b>Plus/(Deficit) for the period</b>			<u><u>74,492,525.73</u></u>



**Department of Finance**  
**Central Office**  
**Detailed Statement of Financial Performance**  
**As of August 31, 2016**

CUSTODIAL FUNDS - TRUST RECEIPTS - INTER-AGENCY TRANSFERRED FUND (IATF)  
CUSTODIAL FUNDS - TRUST RECEIPTS - RECEIPTS DEPOSITED WITH THE NATIONAL TREASURY OTHER THAN IATF  
GENERAL FUND - AUTOMATIC APPROPRIATIONS - GERMANY  
GENERAL FUND - AUTOMATIC APPROPRIATIONS - INTERNATIONAL BANK OF RECONSTRUCTION AND DEVELOPMENT (IBRD)  
GENERAL FUND - AUTOMATIC APPROPRIATIONS - JAPAN  
GENERAL FUND - AUTOMATIC APPROPRIATIONS - RETIREMENT AND LIFE INSURANCE PREMIUMS  
GENERAL FUND - CONTINUING APPROPRIATIONS - CONTINGENT FUND  
GENERAL FUND - CONTINUING APPROPRIATIONS - E-GOVERNMENT FUND  
GENERAL FUND - CONTINUING APPROPRIATIONS - INTERNATIONAL COMMITMENTS FUND  
GENERAL FUND - CONTINUING APPROPRIATIONS - SPECIFIC BUDGETS OF NATIONAL GOVERNMENT AGENCIES  
GENERAL FUND - NEW GENERAL APPROPRIATIONS - CONTINGENT FUND  
GENERAL FUND - NEW GENERAL APPROPRIATIONS - E-GOVERNMENT FUND  
GENERAL FUND - NEW GENERAL APPROPRIATIONS - INTERNATIONAL COMMITMENTS FUND  
GENERAL FUND - NEW GENERAL APPROPRIATIONS - MISCELLANEOUS PERSONNEL BENEFITS FUND  
GENERAL FUND - NEW GENERAL APPROPRIATIONS - PENSION AND GRATUITY FUND  
GENERAL FUND - NEW GENERAL APPROPRIATIONS - SPECIFIC BUDGETS OF NATIONAL GOVERNMENT AGENCIES  
GENERAL FUND - SUPPLEMENTAL APPROPRIATIONS - SPECIFIC BUDGETS OF NATIONAL GOVERNMENT AGENCIES  
OFF-BUDGETARY FUNDS - REVOLVING FUNDS - COMMISSION ON AUDIT REVOLVING FUND - FEES FROM  
DORMITORIES, TRAININGS AND SEMINARS






City

**Department of Finance**  
Central Office  
**Detailed Statement of Cash Flows**  
For The Period August 01, 2016 To August 31, 2016

*all funds*



**CASH FLOWS FROM OPERATING ACTIVITIES**

**Cash Inflows**

<b>Receipt of Notice of Cash Allocation (NCA)</b>	<b>51,765,629.00</b>
Receipt of Notice of Cash Allocation (NCA)	51,765,629.00
<b>Collection of Income/Revenues</b>	<b>609,273.69</b>
Collection of Other Income	1,000.00
Collection of Service Income	608,273.69
<b>Other Receipts</b>	<b>7,084,653.55</b>
Collection of Overpayment of Expenses - Unbilled	37,500.00
Collection of Personal Accounts	101,558.75
Collection of Receivables from GOCCs	83,722.24
Refund of Cash Advance	65,144.90
Set-up for the Constructive Receipt of Cash for Remittances thru TRA	6,796,727.66
<b>Total Cash Inflows</b>	<b><u>59,459,556.24</u></b>

**Cash Outflows**

<b>Payment of Expenses</b>	<b>(5,139,017.04)</b>
Payment for Communication Expenses	(242,346.56)
Payment for Other Maintenance and Other Operating Expenses	(2,941,313.73)
Payment for Training and Scholarship Expenses	(87,665.50)
Payment for Utility Expenses	(1,867,691.25)
<b>Purchase of Inventories</b>	<b>(10,297.13)</b>
Payment for Purchase of Inventories, Supplies and Materials Directly Issued to End-User	(10,297.13)
<b>Remittance of Personnel Benefit Contributions and Mandatory Deductions</b>	<b>(227,737.07)</b>
Payment of Salaries and Wages thru Bank	(227,737.07)
<b>Other Disbursements</b>	<b>(30,070,875.02)</b>
Grant of Cash Advance for travel	(13,427.00)
Payment / Reimbursement of Traveling Expenses	(565,107.60)
Payment / Reimbursement of Miscellaneous, Extraordinary and Confidential Expenses	(165,000.00)
Payment for Accounts Payable	(128,714.28)
Payment for Billings of Contractors for Construction of Agency Assets	(1,956,072.54)
Payment for Professional Services	(533,468.57)
Payment for Repairs and Maintenance of Office Equipment and Furniture and Fixtures	(344,653.58)
Payment for Repairs and Maintenance of Transportation Equipment	(106,082.88)



**Department of Finance**  
**Central Office**  
**Detailed Statement of Cash Flows**  
For The Period August 01, 2016 To August 31, 2016

Payment of Allowances, Bonus and Other Compensation/Benefits	(558,612.30)
Payment of Communication Expenses	(806,000.00)
Payment of Other Maintenance and Other Operating Expenses (MOOE)	(1,249,514.80)
Payment of Professional and Other Professional Services	(4,767,238.01)
Payment of Salaries, Allowances, Bonus and Other Compensation	(8,673,970.66)
Payment of Taxes, Insurance Premiums and Other fees	(66,022.13)
Payment of Training and Scholarship Expenses	(320.00)
Payment/Reimbursement for Purchase of Inventory Items Directly Issued to End-users	(78,575.18)
Payment/Reimbursement for Repairs and Maintenance	(515,394.74)
Payment/Reimbursement of Travelling Expenses	(52,784.73)
Purchase of Property, Plant and Equipment	(429,229.97)
Refund of Discount/Unused Reservation/Guaranty Deposit / Retention Fee	(218,935.69)
Refund of Overdeduction from Employees/Supplier	(53,991.65)
Refund of Overdeductions	(73,629.92)
Remittance of salary deductions based in individual checks issued to GSIS, PHIC, HDMF and	(665,501.67)
Remittance of salary deductions based in individual checks issued to GSIS, PHIC, HDMF and	(1,004,195.23)
Remittance of Taxes thru Tax Remittance Advice (TRA)	(6,796,727.66)
Remittance of Taxes Withheld from Suppliers, Contractors and Other Creditors	(26,962.66)
Repairs and Maintenance - Buildings	(134,639.07)
Replenishment of Petty Cash	(86,102.50)
<b>Total Cash Outflows</b>	<b><u>(35,447,926.26)</u></b>
<b>Cash Provided by (Used in) Operating Activities</b>	<b><u>24,011,629.98</u></b>
<b>Total Cash provided by Operating, Investing and Financing Activities</b>	<b>24,011,629.98</b>
<b>Add : Cash Balance, Beginning Aug 1 2016</b>	<b><u>51,312,606.61</u></b>
<b>Cash Balance, Ending Aug 31 2016</b>	<b><u><u>75,324,236.59</u></u></b>




**Department of Finance**  
**Central Office**  
**Detailed Statement of Cash Flows**  
For The Period August 01, 2016 To August 31, 2016

CUSTODIAL FUNDS - TRUST RECEIPTS - INTER-AGENCY TRANSFERRED FUND (IATF)  
CUSTODIAL FUNDS - TRUST RECEIPTS - RECEIPTS DEPOSITED WITH THE NATIONAL TREASURY OTHER THAN IATF  
GENERAL FUND - AUTOMATIC APPROPRIATIONS - GERMANY  
GENERAL FUND - AUTOMATIC APPROPRIATIONS - INTERNATIONAL BANK OF RECONSTRUCTION AND DEVELOPMENT (IBRD)  
GENERAL FUND - AUTOMATIC APPROPRIATIONS - JAPAN  
GENERAL FUND - AUTOMATIC APPROPRIATIONS - RETIREMENT AND LIFE INSURANCE PREMIUMS  
GENERAL FUND - CONTINUING APPROPRIATIONS - CONTINGENT FUND  
GENERAL FUND - CONTINUING APPROPRIATIONS - E-GOVERNMENT FUND  
GENERAL FUND - CONTINUING APPROPRIATIONS - INTERNATIONAL COMMITMENTS FUND  
GENERAL FUND - CONTINUING APPROPRIATIONS - SPECIFIC BUDGETS OF NATIONAL GOVERNMENT AGENCIES  
GENERAL FUND - NEW GENERAL APPROPRIATIONS - CONTINGENT FUND  
GENERAL FUND - NEW GENERAL APPROPRIATIONS - E-GOVERNMENT FUND  
GENERAL FUND - NEW GENERAL APPROPRIATIONS - INTERNATIONAL COMMITMENTS FUND  
GENERAL FUND - NEW GENERAL APPROPRIATIONS - MISCELLANEOUS PERSONNEL BENEFITS FUND  
GENERAL FUND - NEW GENERAL APPROPRIATIONS - PENSION AND GRATUITY FUND  
GENERAL FUND - NEW GENERAL APPROPRIATIONS - SPECIFIC BUDGETS OF NATIONAL GOVERNMENT AGENCIES  
GENERAL FUND - SUPPLEMENTAL APPROPRIATIONS - SPECIFIC BUDGETS OF NATIONAL GOVERNMENT AGENCIES  
OFF-BUDGETARY FUNDS - REVOLVING FUNDS - COMMISSION ON AUDIT REVOLVING FUND - FEES FROM  
DORMITORIES, TRAININGS AND SEMINARS

Assets

Department of Finance (OSEC)  
**Statement of Changes in Net Assets/Equity**  
As of August 31, 2016



**All Funds**  
**(Consolidated Regular Agency, Special Account-Foreign Grants, Trust)**

Balance at January 1, 2016	1,247,656,719.35
Changes in Accounting Policy	(10,720,548.04)
Prior Period Adjustments/Unrecorded Income and Expenses/Adjustments	(60,572,883.69)
Liquidation on Cash Advances	(2,698,448.61)
Adjustment in Funding Source	2,121.30
Restated Balance	1,173,666,960.31
Changes in Net Assets/Equity	
Current Operations Surplus	74,492,525.73
Cash-Treasury/Agency Deposit, Regular	-
Total Recognized Revenue and Expenses for the Period	74,492,525.73
<b>Balance at August 31, 2016</b>	<b>1,248,159,486.04</b>