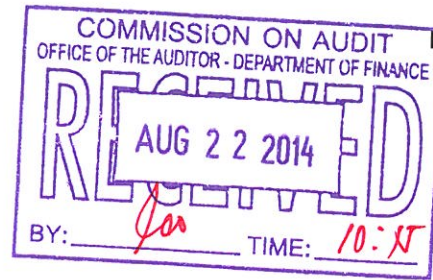


hedi

Department Of Finance
Central Office
Balance Sheet
As of May 31, 2014

Detailed
Regular Agency



ASSETS

Current Assets

Cash

Cash on Hand

Cash - Collecting Officers	267.17	
Petty Cash Fund	<u>419,999.50</u>	420,266.67

Cash in National Treasury

Cash - National Treasury, Modified Disbursement System (MDS)	53,622,906.09	
--	---------------	--

Cash in Banks - Local Currency

Cash in Bank - Local Currency , Current Account	<u>85,485,747.64</u>	139,528,920.40
---	----------------------	----------------

Receivables

Receivable Accounts

Due from Officers and Employees	50,210.02	
Advances to Officers and Employees	<u>3,357,188.30</u>	3,407,398.32

Inter - Agency Receivables

Due from NGAs	22,943,351.46	
Due from GOCCs	<u>4,844,800.00</u>	27,788,151.46

Other Receivables

Receivables - Disallowances/Charges	2,263,272.94	
Other Receivables	<u>287,958.68</u>	2,551,231.62
		33,746,781.40

Inventories

Supplies

Office Supplies Inventory	10,343,749.51
Accountable Forms Inventory	70,394.73
Drugs and Medicine Inventory	3,110.78
Medical, Dental and Laboratory Supplies Inventory	1,767.54
Gasoline, Oil and Lubricants Inventory	14,235.00

Department Of Finance
Central Office
Balance Sheet
As of May 31, 2014

**Detailed
Regular Agency**

Other Supplies Inventory	354,555.22		
Spare Parts Inventory	<u>10,000.00</u>		10,797,812.78
Prepayments			
Prepaid Insurance		254,398.02	
Advances to Contractors		8,026,356.10	
Other Prepaid Expenses		<u>3,627,403.81</u>	<u>11,908,157.93</u>
			195,981,672.51
Investment			
Investment in Securities			
Investments in Stocks		3,500.00	
Other Investments and Marketable Securities		<u>279,244.40</u>	282,744.40
Property, Plant and Equipment			
Land and Land Improvements			
Land		329,268,352.72	
Land Improvements	11,072,300.00		
Less : Accumulated Depreciation - Land Improvements	<u>4,888,423.50</u>	6,183,876.50	
Electrification, Power and Energy Structures	98,490.84		
Less : Accumulated Depreciation - Electrification, Power and Energy Structures	<u>40,627.49</u>	<u>57,863.35</u>	335,510,092.57
Buildings			
Office Buildings	670,605,860.30		
Less : Accumulated Depreciation - Office Buildings	<u>234,909,714.16</u>	435,696,146.14	
Other Structures	41,547,091.83		
Less : Accumulated Depreciation - Other Structures	<u>6,233,945.41</u>	<u>35,313,146.42</u>	471,009,292.56
Office Equipment, Furniture and Fixtures			
Office Equipment	11,978,852.98		
Less : Accumulated Depreciation - Office Equipment	<u>10,688,921.73</u>	1,289,931.25	
Furniture and Fixtures	29,619,118.31		
Less : Accumulated Depreciation - Furniture and Fixtures	<u>10,007,190.85</u>	19,611,927.46	

Department Of Finance
Central Office
Balance Sheet
As of May 31, 2014

**Detailed
Regular Agency**

IT Equipment and Software	202,257,746.27		
Less : Accumulated Depreciation - IT Equipment	<u>109,891,861.41</u>	92,365,884.86	
Library Books	1,395,749.65		
Less : Accumulated Depreciation - Library Books	<u>647,738.34</u>	<u>748,011.31</u>	114,015,754.88
Machineries and Equipment			
Communication Equipment	4,161,071.99		
Less : Accumulated Depreciation - Communication Equipment	<u>2,228,997.92</u>	1,932,074.07	
Firefighting Equipment and Accessories	50,514.40		
Less : Accumulated Depreciation - Firefighting Equipment and Accessories	<u>40,024.56</u>	10,489.84	
Medical, Dental and Laboratory Equipment	541,590.00		
Less : Accumulated Depreciation - Medical, Dental and Laboratory Equipment	<u>199,297.49</u>	342,292.51	
Military and Police Equipment	1,682,428.46		
Less : Accumulated Depreciation - Military and Police Equipment	<u>1,514,185.61</u>	168,242.85	
Sports Equipment	6,950.00		
Less : Accumulated Depreciation - Sports Equipment	<u>5,976.57</u>	973.43	
Technical and Scientific Equipment	3,301,979.50		
Less : Accumulated Depreciation - Technical and Scientific Equipment	<u>3,053,633.44</u>	248,346.06	
Other Machineries and Equipment	7,102,758.70		
Less : Accumulated Depreciation - Other Machineries and Equipment	<u>2,429,102.18</u>	<u>4,673,656.52</u>	7,376,075.28
Transportation Equipment			
Motor Vehicles	24,910,996.00		
Less : Accumulated Depreciation - Motor Vehicles	<u>15,100,048.20</u>		9,810,947.80
Other Property, Plant and Equipment			
Other Property, Plant and Equipment	12,164,092.11		
Less : Accumulated Depreciation - Other Property, Plant and Equipment	<u>10,820,483.81</u>		1,343,608.30
Construction in Progress			
Agency Assets			

Department Of Finance
Central Office
Balance Sheet
As of May 31, 2014

**Detailed
Regular Agency**

Construction in Progress - Agency Assets	<u>171,819,860.94</u>	1,110,885,632.33
Other Assets		
Other Assets		<u>728,390.67</u>
TOTAL ASSETS		<u><u>1,307,878,439.91</u></u>
LIABILITIES		
Current Liabilities		
Payable Accounts		
Accounts Payable	10,137,553.86	
Due to Officers and Employees	<u>108,847.26</u>	10,246,401.12
Inter - Agency Payables		
Due to National Treasury	46,951.09	
Due to BIR	4,080,148.51	
Due to GSIS	2,861,564.63	
Due to PAG-IBIG	330,577.67	
Due to PHILHEALTH	243,964.89	
Due to Other NGAs	1,472,747.11	
Due to Other GOCCs	<u>1,570,739.82</u>	10,606,693.72
Intra - Agency Payables		
Due to Central Office		957.14
Other Liability Accounts		
Guaranty Deposits Payable	7,584,289.30	
Performance/Bidders/Bail Bonds Payable	9,000.00	
Other Payables	<u>1,694,203.13</u>	<u>9,287,492.43</u>
TOTAL LIABILITIES		<u>30,141,544.41</u>
EQUITY		
Government Equity		
Government Equity		<u>1,277,736,895.50</u>
TOTAL EQUITY		<u><u>1,277,736,895.50</u></u>

Department Of Finance
Central Office
Balance Sheet
As of May 31, 2014

Detailed
Regular Agency

TOTAL LIABILITIES AND EQUITY

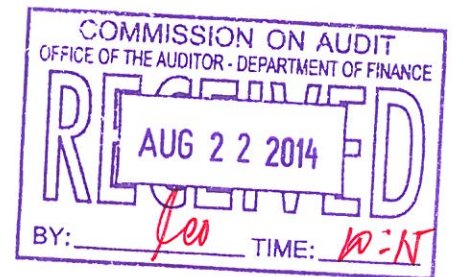
1,307,878,439.91

leafy

Department Of Finance
Central Office
Statement of Income and Expenses
For the period ending May 31, 2014

**Detailed
Regular Agency**

Income		
General Income Accounts		
Subsidy Income		
Subsidy Income from National Government		246,754,987.54
Other Income		
Miscellaneous Income	<u>96,000.00</u>	<u>246,850,987.54</u>
Gross Income		<u>246,850,987.54</u>
Less: Expenses		
Personal Services		
Salaries and Wages		
Salaries and Wages - Regular	61,356,155.04	
Salaries and Wages - Contractual	<u>84,931.50</u>	61,441,086.54
Other Compensation		
Personnel Economic Relief Allowance (PERA)	3,586,188.31	
Representation Allowance (RA)	2,931,250.00	
Transportation Allowance (TA)	2,135,250.00	
Clothing/Uniform Allowance	1,287,500.00	
Subsistence, Laundry and Quarter Allowance	5,552.26	
Honoraria	49,534.67	
Hazard Pay	31,664.50	
Overtime and Night Pay	200,947.07	
Cash Gift	712,500.00	
Year End Bonus	<u>4,753,350.50</u>	15,693,737.31
Personnel Benefits Contributions		
Life and Retirement Insurance Contributions	7,171,907.87	
PAG-IBIG Contributions	178,000.00	
PHILHEALTH Contributions	496,475.00	



Department Of Finance
Central Office
Statement of Income and Expenses
For the period ending May 31, 2014

			Detailed Regular Agency
ECC Contributions	<u>179,073.00</u>	8,025,455.87	
Other Personnel Benefits			
Terminal Leave Benefits	1,471,902.77		
Other Personnel Benefits	<u>234,000.00</u>	<u>1,705,902.77</u>	86,866,182.49
Maintenance and Other Operating Expenses			
Travelling Expenses			
Travelling Expenses - Local	874,840.30		
Travelling Expenses - Foreign	<u>2,940,346.44</u>	3,815,186.74	
Training and Scholarship Expenses			
Training Expenses		1,239,061.48	
Supplies and Material Expenses			
Office Supplies Expenses	2,474,260.79		
Accountable Forms Expenses	70,195.00		
Medical, Dental and Laboratory Supplies Expenses	18,670.00		
Gasoline, Oil and Lubricants Expenses	330,463.41		
Other Supplies Expenses	<u>473,774.90</u>	3,367,364.10	
Utility Expenses			
Water Expenses	970,564.76		
Electricity Expenses	<u>8,679,642.76</u>	9,650,207.52	
Communication Expenses			
Postage and Deliveries	165,964.00		
Telephone Expenses - Landline	718,803.12		
Telephone Expenses - Mobile	602,367.25		
Internet Expenses	<u>766,080.00</u>	2,253,214.37	
Advertising Expenses			
Advertising Expenses		572,306.46	
Printing and Binding Expenses			

Department Of Finance
Central Office
Statement of Income and Expenses
For the period ending May 31, 2014

		Detailed Regular Agency
Printing and Binding Expenses		56,744.00
Rent Expenses		
Rent Expenses		2,045,050.00
Representation Expenses		
Representation Expenses		947,732.24
Subscriptions Expenses		
Subscriptions Expenses		352,903.00
Professional Services		
Consultancy Services	2,254,285.89	
Janitorial Services	1,221,175.01	
Security Services	1,931,349.60	
Other Professional Services	<u>768,215.54</u>	6,175,026.04
Repair and Maintenance		
Buildings		
Repairs and Maintenance - Office Buildings	2,868,692.12	
Office Equipment, Furniture and Fixtures		
Repairs and Maintenance - Office Equipment	5,645.00	
Repairs and Maintenance - IT Equipment and Software	<u>309,550.00</u>	315,195.00
Transportation Equipment		
Repairs and Maintenance - Motor Vehicles	<u>310,367.85</u>	3,494,254.97
Confidential, Intelligence, Extraordinary and Misc Expenses		
Extraordinary Expenses	464,332.83	
Miscellaneous Expenses	<u>558,000.00</u>	1,022,332.83
Taxes, Insurance Premiums and Other Fees		
Taxes, Duties and Licenses	411,624.82	
Fidelity Bond Premiums	2,121.00	
Insurance Expenses	<u>690,970.84</u>	1,104,716.66

Department Of Finance
Central Office
Statement of Income and Expenses
For the period ending May 31, 2014

Detailed
Regular Agency

Non-Cash Expenses

Depreciation

Land Improvements

Depreciation - Land Improvements	33,611.25	
----------------------------------	-----------	--

Buildings

Depreciation - Office Buildings	8,533,102.70	
Depreciation - Other Structures	<u>293,120.95</u>	8,826,223.65

Office Equipment - Furniture and Fixtures

Depreciation - Office Equipment	25,399.73	
Depreciation - Furniture and Fixtures	305,166.65	
Depreciation - IT Equipment	10,291,496.81	
Depreciation - Library Books	<u>28,540.31</u>	10,650,603.50

Machineries and Equipment

Depreciation - Communication Equipment	110,651.72	
Depreciation - Firefighting Equipment and Accessories	503.60	
Depreciation - Medical, Dental and Laboratory Equipment	13,405.95	
Depreciation - Other Machineries and Equipment	<u>202,919.47</u>	327,480.74

Transportation Equipment

Depreciation - Motor Vehicles	1,097,146.55	
-------------------------------	--------------	--

Other Property, Plant and Equipment

Depreciation - Other Property, Plant and Equipment	<u>6,360.00</u>	20,941,425.69
--	-----------------	---------------

Other Maintenance and Other Operating Expenses

Other Maintenance and Other Operating Expenses	<u>9,154,015.85</u>	66,191,541.95
--	---------------------	---------------

Financial Expenses

Bank Charges		<u>1,116.46</u>
--------------	--	-----------------

Total Operating Expenses		<u><u>153,058,840.90</u></u>
---------------------------------	--	------------------------------

Net Income (Loss)		<u><u>93,792,146.64</u></u>
--------------------------	--	-----------------------------

Department Of Finance
Central Office
Statement of Income and Expenses
For the period ending May 31, 2014

**Detailed
Regular Agency**

Recdy

Department Of Finance
Central Office
Statement of Cash Flows
Period Ended May 01, 2014 To May 31, 2014

Regular Agency

Cash Flow from Operating Activities :

Cash Inflows :

Other Manual Transactions	22,413.47	
Collection of Other Income	20,000.00	
Collection of Receivables	47,179.54	
Receipt of Notice of Cash Allocation (NCA)	83,189,330.00	
Refund of unutilized cash advance	<u>33,039.05</u>	
Total Cash Inflows :		83,311,962.06

Cash OutFlows :

Other Manual Transactions	(184,494.28)	
Debit Memos on local currency deposits offsetted against interest earned due to the National Treasur	(1,050.00)	
Deposit of collections - current years expenses	(65,338.59)	
Deposit of collections - prior years expenses	(20,000.00)	
Payment for Payable Accounts	(34,880,697.82)	
Remittance of Authorized Deduction Withheld on Employees (Employee Share)	(3,500,419.34)	
Remittance of Mandatory Deductions - Employer's Share	(1,718,644.24)	
Unutilized Notice of Cash Allocation (NCA)	<u>(16,000.23)</u>	
Total Cash Outflows :		(40,386,644.50)

Cash Provided by Operating Activities

42,925,317.56

Cash Provided by Investing Activities

0.00

Cash Provided by Financing Activities

0.00

Total Cash provided by Operating, Investing, Financing Activities

42,925,317.56

Add : Cash Balance Beginning May 1 2014

96,603,602.84

Cash Balance Ending May 31 2014

139,528,920.40



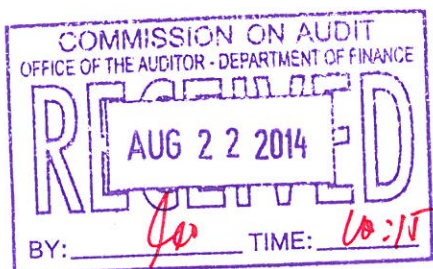
Date/Time Printed : August 20, 2014 02:09:34 PM


LOLITA R. VERDADERO
 Chief Accountant

Page 1 of 1

Acety

Government Equity, beginning balance		1,220,134,522.78
Add: Retained Operating Surplus		
Current Operations	93,792,146.64	
Adjustment of Prior Years	<u>(36,189,773.92)</u>	<u>57,602,372.72</u>
Total		1,277,736,895.50
Other Adjustments		
Government Equity, End		



Lolita R. Verdadero
LOLITA R. VERDADERO
 Chief Accountant