

Department Of Finance
Central Office
Balance Sheet
As of March 31, 2013

(Revised)

Detailed
RA - General Fund

ASSETS

Current Assets

Cash

Cash on Hand

Cash - Collecting Officers 161.21

Petty Cash Fund 289,999.50 290,160.71

Cash in Banks - Local Currency

Cash in Bank - Local Currency , Current Account 237,240,450.01 237,530,610.72

Receivables

Receivable Accounts

Due from Officers and Employees 818,320.84

Advances to Officers and Employees 2,359,239.60 3,177,560.44

Inter - Agency Receivables

Due from National Treasury 572,083.21

Due from NGAs 17,025,498.08

Due from GOCCs 5,022,500.00

Due from LGUs 191,599.26 22,811,680.55

Other Receivables

Receivables - Disallowances/Charges 2,766,565.80

Other Receivables 349,622.70 3,116,188.50 29,105,429.49

Inventories

Supplies

Office Supplies Inventory 7,334,204.38


Accountable Forms Inventory 91,355.58

Drugs and Medicine Inventory 3,110.78

Medical, Dental and Laboratory Supplies Inventory 1,767.54

Gasoline, Oil and Lubricants Inventory 14,235.00

Other Supplies Inventory 298,840.26



Department Of Finance
Central Office
Balance Sheet
As of March 31, 2013

Detailed
RA - General Fund

Spare Parts Inventory	<u>105,824.00</u>	7,849,337.54	
Prepayments			
Prepaid Insurance		2,205,990.70	
Advances to Contractors		1,384,340.89	
Deferred Charges		7,100.00	
Other Prepaid Expenses		<u>5,146,465.41</u>	<u>8,743,897.00</u>
			283,229,274.75
Investment			
Investment in Securities			
Investments in Stocks		3,500.00	
Other Investments and Marketable Securities		<u>279,244.40</u>	282,744.40
Property, Plant and Equipment			
Land and Land Improvements			
Land		329,268,352.72	
Land Improvements	11,072,300.00		
Less : Accumulated Depreciation - Land Improvements	<u>4,794,312.00</u>	<u>6,277,988.00</u>	335,546,340.72
Buildings			
Office Buildings	655,979,944.90		
Less : Accumulated Depreciation - Office Buildings	<u>211,496,939.46</u>	444,483,005.44	
Other Structures	29,272,194.77		
Less : Accumulated Depreciation - Other Structures	<u>5,537,706.23</u>	<u>23,734,488.54</u>	468,217,493.98
Office Equipment, Furniture and Fixtures			
Office Equipment	11,272,103.72		
Less : Accumulated Depreciation - Office Equipment	<u>10,007,477.87</u>	1,264,625.85	
Furniture and Fixtures	27,860,797.69		
Less : Accumulated Depreciation - Furniture and Fixtures	<u>7,891,291.51</u>	19,969,506.18	
IT Equipment and Software	118,952,293.91		
Less : Accumulated Depreciation - IT Equipment	<u>42,332,687.43</u>	76,619,606.48	

Department Of Finance
Central Office
Balance Sheet
As of March 31, 2013

Detailed
RA - General Fund

Library Books	1,353,749.65		
Less : Accumulated Depreciation - Library Books	<u>574,073.02</u>	<u>779,676.63</u>	98,633,415.14
Machineries and Equipment			
Communication Equipment	3,377,845.55		
Less : Accumulated Depreciation - Communication Equipment	<u>1,795,398.70</u>	1,582,446.85	
Firefighting Equipment and Accessories	50,514.40		
Less : Accumulated Depreciation - Firefighting Equipment and Accessories	<u>38,614.48</u>	11,899.92	
Medical, Dental and Laboratory Equipment	277,050.00		
Less : Accumulated Depreciation - Medical, Dental and Laboratory Equipment	<u>178,546.73</u>	98,503.27	
Military and Police Equipment	1,680,698.46		
Less : Accumulated Depreciation - Military and Police Equipment	<u>1,524,781.02</u>	155,917.44	
Sports Equipment	6,950.00		
Less : Accumulated Depreciation - Sports Equipment	<u>5,907.13</u>	1,042.87	
Technical and Scientific Equipment	3,301,979.50		
Less : Accumulated Depreciation - Technical and Scientific Equipment	<u>3,053,633.44</u>	248,346.06	
Other Machineries and Equipment	2,338,565.76		
Less : Accumulated Depreciation - Other Machineries and Equipment	<u>853,319.10</u>	<u>1,485,246.66</u>	3,583,403.07
Transportation Equipment			
Motor Vehicles	26,846,850.00		
Less : Accumulated Depreciation - Motor Vehicles	<u>14,411,297.42</u>		12,435,552.58
Other Property, Plant and Equipment			
Other Property, Plant and Equipment	6,864,227.84		
Less : Accumulated Depreciation - Other Property, Plant and Equipment	<u>6,032,797.96</u>		831,429.88
Construction in Progress			
Agency Assets			
Construction in Progress - Agency Assets		<u>20,453,757.23</u>	<u>939,701,392.60</u>
TOTAL ASSETS			<u><u>1,223,213,411.75</u></u>

Page 3 of 4

Department Of Finance
Central Office
Balance Sheet
As of March 31, 2013

Detailed
RA - General Fund

LIABILITIES

Current Liabilities

Payable Accounts

Accounts Payable	7,285,362.46	
Due to Officers and Employees	<u>243,667.51</u>	7,529,029.97

Inter - Agency Payables

Due to National Treasury	1,496,756.12	
Due to BIR	2,302,725.67	
Due to GSIS	237,278.74	
Due to PAG-IBIG	(15,117.39)	
Due to PHILHEALTH	104,214.89	
Due to Other NGAs	540,670.27	
Due to Other GOCCs	<u>11,461.44</u>	4,677,989.74

Intra - Agency Payables

Due to Central Office		957.14
-----------------------	--	--------

Other Liability Accounts

Guaranty Deposits Payable	9,831,163.12	
Performance/Bidders/Bail Bonds Payable	408,433.70	
Other Payables	<u>1,016,145.43</u>	<u>11,255,742.25</u>

TOTAL LIABILITIES

23,463,719.10

EQUITY

Government Equity

Government Equity		<u>1,199,749,692.65</u>
-------------------	--	-------------------------

TOTAL EQUITY

1,199,749,692.65

TOTAL LIABILITIES AND EQUITY

1,223,213,411.75


MELITA R. VERDADERO
Chief Accountant

hcty

Department Of Finance
Central Office
Statement of Income and Expenses
For the period ending March 31, 2013

(Revised)

Detailed
RA - General Fund

Income

General Income Accounts

Subsidy Income

Subsidy Income from National Government

79,840,446.81

Other Income

Miscellaneous Income

2,500.00

79,842,946.81

Gross Income

79,842,946.81

Less: Expenses

Personal Services

Salaries and Wages

Salaries and Wages - Regular

34,535,729.92

Salaries and Wages - Contractual

46,060.39

34,581,790.31

Other Compensation

Personnel Economic Relief Allowance (PERA)

2,075,003.94

Representation Allowance (RA)

1,449,612.90

Transportation Allowance (TA)

993,612.90

Subsistence, Laundry and Quarter Allowance

6,718.20

Honoraria

52,618.05

Overtime and Night Pay

63,751.76

4,641,317.75

Personnel Benefits Contributions

Life and Retirement Insurance Contributions

4,254,686.74

PAG-IBIG Contributions

107,200.00

PHILHEALTH Contributions

873,487.00

ECC Contributions

107,752.50

5,343,126.24

Other Personnel Benefits

Terminal Leave Benefits


19,725.27

Other Personnel Benefits

110,000.00

129,725.27

44,695,959.57



Department Of Finance
Central Office
Statement of Income and Expenses
For the period ending March 31, 2013

Detailed
RA - General Fund

Maintenance and Other Operating Expenses

Travelling Expenses

Travelling Expenses - Local	508,776.50	
Travelling Expenses - Foreign	<u>832,179.13</u>	1,340,955.63

Training and Scholarship Expenses

Training Expenses		242,200.00
-------------------	--	------------

Supplies and Material Expenses

Office Supplies Expenses	1,252,878.41	
Gasoline, Oil and Lubricants Expenses	184,670.07	
Other Supplies Expenses	<u>102,445.75</u>	1,539,994.23

Utility Expenses

Water Expenses	374,507.45	
Electricity Expenses	<u>5,418,804.60</u>	5,793,312.05

Communication Expenses

Postage and Deliveries	23,313.00	
Telephone Expenses - Landline	309,835.90	
Telephone Expenses - Mobile	<u>238,955.46</u>	572,104.36

Advertising Expenses

Advertising Expenses		117,363.00
----------------------	--	------------

Rent Expenses

Rent Expenses		3,268,958.35
---------------	--	--------------

Representation Expenses

Representation Expenses		178,414.56
-------------------------	--	------------

Professional Services

Legal Services	3,200.00	
Consultancy Services	100,000.00	
Janitorial Services	579,395.59	

Department Of Finance
Central Office
Statement of Income and Expenses
For the period ending March 31, 2013

Detailed
RA - General Fund

Security Services	<u>886,598.10</u>	1,569,193.69
Repair and Maintenance		
Buildings		
Repairs and Maintenance - Office Buildings	374,185.71	
Office Equipment, Furniture and Fixtures		
Repairs and Maintenance - IT Equipment and Software	683,661.00	
Transportation Equipment		
Repairs and Maintenance - Motor Vehicles	<u>214,946.56</u>	1,272,793.27
Subsidies and Donations		
Donations		56,000.00
Confidential, Intelligence, Extraordinary and Misc Expenses		
Extraordinary Expenses	268,354.55	
Miscellaneous Expenses	<u>327,898.48</u>	596,253.03
Taxes, Insurance Premiums and Other Fees		
Taxes, Duties and Licenses	138,092.83	
Fidelity Bond Premiums	<u>1,275.00</u>	139,367.83
Non-Cash Expenses		
Depreciation		
Land Improvements		
Depreciation - Land Improvements	20,166.75	
Buildings		
Depreciation - Office Buildings	4,914,184.68	
Depreciation - Other Structures	<u>3,986.73</u>	4,918,171.41
Office Equipment - Furniture and Fixtures		
Depreciation - Office Equipment	16,316.50	
Depreciation - Furniture and Fixtures	179,851.53	
Depreciation - IT Equipment	3,821,750.63	

Department Of Finance
Central Office
Statement of Income and Expenses
For the period ending March 31, 2013

Detailed
RA - General Fund

Depreciation - Library Books	<u>14,180.67</u>	4,032,099.33	
Machineries and Equipment			
Depreciation - Communication Equipment	49,037.56		
Depreciation - Firefighting Equipment and Accessories	302.16		
Depreciation - Medical, Dental and Laboratory Equipment	2,091.42		
Depreciation - Sports Equipment	104.16		
Depreciation - Other Machineries and Equipment	<u>53,966.04</u>	105,501.34	
Transportation Equipment			
Depreciation - Motor Vehicles		636,141.51	
Other Property, Plant and Equipment			
Depreciation - Other Property, Plant and Equipment		<u>3,816.00</u>	9,715,896.34
Other Maintenance and Other Operating Expenses			
Other Maintenance and Other Operating Expenses		<u>3,182,031.52</u>	<u>29,584,837.86</u>
Total Operating Expenses			<u>74,280,797.43</u>
Net Income (Loss)			<u><u>5,562,149.38</u></u>

Lolita R. Verdadero
LOLITA R. VERDADERO
Chief Accountant

Department Of Finance
Central Office
Statement of Cash Flows

Period Ended March 01, 2013 To March 31, 2013

RA - General Fund

Cash Flow from Operating Activities :

Cash Inflows :

Other Manual Transactions	49,362.60
Collection of Receivables	45,423.12
Interest earned from LOCAL currency deposit Due to the National Treasury	179,946.76
Receipt of Notice of Cash Allocation (NCA)	33,092,000.00
Refund of unutilized cash advance	<u>239,840.77</u>

Total Cash Inflows :

33,606,573.25

Cash OutFlows :

Other Manual Transactions	(33,221.75)
Deposit of collections - current years expenses	(284,268.28)
Deposit of collections - prior years expenses	(2,360.00)
Payment for Payable Accounts	(17,501,145.18)
Remittance of Authorized Deduction Withheld on Employees (Employee Share)	(3,504,442.10)
Remittance of Mandatory Deductions - Employer's Share	(1,544,576.79)
Unutilized Notice of Cash Allocation (NCA)	<u>(12,964,241.19)</u>

Total Cash Outflows :

(35,834,255.29)

Cash Provided by Operating Activities

(2,227,682.04)

Cash Provided by Investing Activities

0.00

Cash Provided by Financing Activities

0.00

Total Cash provided by Operating, Investing, Financing Activities


(2,227,682.04)

Add : Cash Balance Beginning Mar 1 2013

239,758,292.76

Cash Balance Ending Mar 31 2013

237,530,610.72



Julita R. Verdadero
JULITA R. VERDADERO
Chief Accountant

Department Of Finance
Central Office
Statement of Government Equity *(Revised)*
As of March 31, 2013

RA - General Fund

Government Equity, beginning balance		1,212,882,232.26
Add: Retained Operating Surplus		
Current Operations	5,562,149.38	
Adjustment of Prior Years	<u>(18,694,688.99)</u>	<u>(13,132,539.61)</u>
Total		1,199,749,692.65
Government Equity, End		<u><u>1,199,749,692.65</u></u>

Lolita R. Verdadero
LOLITA R. VERDADERO *Accountant*
Chief Accountant

