


Andy



Department Of Finance
Central Office
Balance Sheet
 As of June 30, 2014

Detailed
Regular Agency

ASSETS

Current Assets

Cash

Cash on Hand

Cash - Collecting Officers	234.00	
Petty Cash Fund	<u>419,999.50</u>	420,233.50

Cash in Banks - Local Currency

Cash in Bank - Local Currency , Current Account	<u>100,640,649.36</u>	101,060,882.86
---	-----------------------	----------------

Receivables

Receivable Accounts

Accounts Receivable	41,885.57	
Due from Officers and Employees	50,210.02	
Advances to Officers and Employees	<u>2,579,292.70</u>	2,671,388.29

Inter - Agency Receivables

Due from NGAs	21,772,418.11	
Due from GOCCs	<u>4,733,962.50</u>	26,506,380.61

Other Receivables

Receivables - Disallowances/Charges	2,253,106.27	
Other Receivables	<u>287,958.68</u>	<u>2,541,064.95</u>
		31,718,833.85

Inventories

Supplies

Office Supplies Inventory	10,625,170.39	
Accountable Forms Inventory	80,956.73	
Drugs and Medicine Inventory	83,110.78	
Medical, Dental and Laboratory Supplies Inventory	1,767.54	
Gasoline, Oil and Lubricants Inventory	14,235.00	
Other Supplies Inventory	301,821.22	
Spare Parts Inventory	<u>55,000.00</u>	11,162,061.66

a

Department Of Finance
Central Office
Balance Sheet
As of June 30, 2014

**Detailed
Regular Agency**

Prepayments			
Prepaid Insurance		263,077.04	
Advances to Contractors		8,026,356.10	
Other Prepaid Expenses		<u>3,627,403.81</u>	<u>11,916,836.95</u>
			155,858,615.32
Investment			
Investment in Securities			
Investments in Stocks		3,500.00	
Other Investments and Marketable Securities		<u>279,244.40</u>	<u>282,744.40</u>
Property, Plant and Equipment			
Land and Land Improvements			
Land		329,268,352.72	
Land Improvements	11,072,300.00		
Less : Accumulated Depreciation - Land Improvements	<u>4,895,145.75</u>	6,177,154.25	
Electrification, Power and Energy Structures	98,490.84		
Less : Accumulated Depreciation - Electrification, Power and Energy Structures	<u>40,627.49</u>	<u>57,863.35</u>	335,503,370.32
Buildings			
Office Buildings	670,605,860.30		
Less : Accumulated Depreciation - Office Buildings	<u>236,616,334.70</u>	433,989,525.60	
Other Structures	41,547,091.83		
Less : Accumulated Depreciation - Other Structures	<u>6,292,923.49</u>	<u>35,254,168.34</u>	469,243,693.94
Office Equipment, Furniture and Fixtures			
Office Equipment	11,978,852.98		
Less : Accumulated Depreciation - Office Equipment	<u>10,693,349.72</u>	1,285,503.26	
Furniture and Fixtures	29,619,118.31		
Less : Accumulated Depreciation - Furniture and Fixtures	<u>10,068,460.73</u>	19,550,657.58	
IT Equipment and Software	203,396,411.27		
Less : Accumulated Depreciation - IT Equipment	<u>112,013,100.29</u>	91,383,310.98	

Department Of Finance
Central Office
Balance Sheet
As of June 30, 2014

**Detailed
Regular Agency**

Library Books	1,563,805.65		
Less : Accumulated Depreciation - Library Books	<u>655,463.09</u>	<u>908,342.56</u>	113,127,814.38
Machineries and Equipment			
Communication Equipment	4,161,071.99		
Less : Accumulated Depreciation - Communication Equipment	<u>2,251,117.56</u>	1,909,954.43	
Firefighting Equipment and Accessories	50,514.40		
Less : Accumulated Depreciation - Firefighting Equipment and Accessories	<u>40,125.28</u>	10,389.12	
Medical, Dental and Laboratory Equipment	541,590.00		
Less : Accumulated Depreciation - Medical, Dental and Laboratory Equipment	<u>201,978.68</u>	339,611.32	
Military and Police Equipment	1,682,428.46		
Less : Accumulated Depreciation - Military and Police Equipment	<u>1,514,185.61</u>	168,242.85	
Sports Equipment	6,950.00		
Less : Accumulated Depreciation - Sports Equipment	<u>5,976.57</u>	973.43	
Technical and Scientific Equipment	3,301,979.50		
Less : Accumulated Depreciation - Technical and Scientific Equipment	<u>3,053,633.44</u>	248,346.06	
Other Machineries and Equipment	7,104,308.70		
Less : Accumulated Depreciation - Other Machineries and Equipment	<u>2,474,149.62</u>	<u>4,630,159.08</u>	7,307,676.29
Transportation Equipment			
Motor Vehicles	24,910,996.00		
Less : Accumulated Depreciation - Motor Vehicles	<u>15,319,477.51</u>		9,591,518.49
Other Property, Plant and Equipment			
Other Property, Plant and Equipment	12,164,092.11		
Less : Accumulated Depreciation - Other Property, Plant and Equipment	<u>10,821,755.81</u>		1,342,336.30
Construction in Progress			
Agency Assets			
Construction in Progress - Agency Assets		<u>173,319,860.94</u>	1,109,436,270.66
Other Assets			

Department Of Finance
Central Office
Balance Sheet
As of June 30, 2014

**Detailed
Regular Agency**

Other Assets

728,390.67

TOTAL ASSETS

1,266,306,021.05

LIABILITIES

Current Liabilities

Payable Accounts

Accounts Payable 6,338,260.09

Due to Officers and Employees 38,057.58 6,376,317.67

Inter - Agency Payables

Due to National Treasury 90,642.11

Due to BIR 7,193,001.96

Due to GSIS 2,802,377.58

Due to PAG-IBIG 328,461.60

Due to PHILHEALTH 239,952.39

Due to Other NGAs 1,472,613.79

Due to Other GOCCs 1,570,781.49 13,697,830.92

Intra - Agency Payables

Due to Central Office 957.14

Other Liability Accounts

Guaranty Deposits Payable 8,048,935.70

Performance/Bidders/Bail Bonds Payable 9,000.00

Other Payables 1,718,045.06 9,775,980.76 29,851,086.49

TOTAL LIABILITIES

29,851,086.49

EQUITY

Government Equity

Government Equity 1,236,454,934.56

TOTAL EQUITY

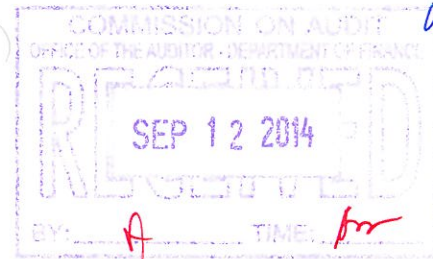
1,236,454,934.56

TOTAL LIABILITIES AND EQUITY

1,266,306,021.05

Lolita R. Verdadero
LOLITA R. VERDADERO
Chief Accountant *Lum*

Department Of Finance
Central Office
Statement of Income and Expenses
For the period ending June 30, 2014



**Detailed
Regular Agency**

Income

General Income Accounts

Subsidy Income

Subsidy Income from National Government

270,139,980.33

Other Income

Miscellaneous Income

96,000.00

270,235,980.33

Gross Income

270,235,980.33

Less: Expenses

Personal Services

Salaries and Wages

Salaries and Wages - Regular

73,968,908.10

Salaries and Wages - Contractual

247,574.29

74,216,482.39

Other Compensation

Personnel Economic Relief Allowance (PERA)

4,313,191.73

Representation Allowance (RA)

3,526,000.00

Transportation Allowance (TA)

2,564,000.00

Clothing/Uniform Allowance

1,287,500.00

Subsistence, Laundry and Quarter Allowance

5,552.26

Productivity Incentive Allowance

528,000.00

Honoraria

49,534.67

Hazard Pay

31,664.50

Overtime and Night Pay

265,932.08

Cash Gift

712,500.00

Year End Bonus

4,753,350.50

18,037,225.74

Personnel Benefits Contributions

Life and Retirement Insurance Contributions

8,804,984.11

PAG-IBIG Contributions

216,900.00

Department Of Finance
Central Office
Statement of Income and Expenses
For the period ending June 30, 2014

			Detailed Regular Agency
PHILHEALTH Contributions	601,500.00		
ECC Contributions	<u>218,473.00</u>	9,841,857.11	
Other Personnel Benefits			
Terminal Leave Benefits	1,471,902.77		
Other Personnel Benefits	<u>269,000.00</u>	<u>1,740,902.77</u>	103,836,468.01
Maintenance and Other Operating Expenses			
Travelling Expenses			
Travelling Expenses - Local	1,065,615.38		
Travelling Expenses - Foreign	<u>4,428,801.46</u>	5,494,416.84	
Training and Scholarship Expenses			
Training Expenses		1,315,711.48	
Supplies and Material Expenses			
Office Supplies Expenses	3,264,659.76		
Accountable Forms Expenses	77,198.00		
Medical, Dental and Laboratory Supplies Expenses	18,670.00		
Gasoline, Oil and Lubricants Expenses	469,363.55		
Other Supplies Expenses	<u>5,182,317.65</u>	9,012,208.96	
Utility Expenses			
Water Expenses	1,576,190.16		
Electricity Expenses	<u>11,197,197.00</u>	12,773,387.16	
Communication Expenses			
Postage and Deliveries	208,242.00		
Telephone Expenses - Landline	825,935.02		
Telephone Expenses - Mobile	761,699.22		
Internet Expenses	<u>1,021,440.00</u>	2,817,316.24	
Advertising Expenses			
Advertising Expenses		699,952.86	

Department Of Finance
Central Office
Statement of Income and Expenses
For the period ending June 30, 2014

**Detailed
Regular Agency**

Printing and Binding Expenses		
Printing and Binding Expenses		56,744.00
Rent Expenses		
Rent Expenses		24,574,320.14
Representation Expenses		
Representation Expenses		1,250,697.49
Subscriptions Expenses		
Subscriptions Expenses		400,607.00
Professional Services		
Legal Services	5,550.00	
Consultancy Services	3,320,215.73	
Janitorial Services	1,221,175.01	
Security Services	1,931,349.60	
Other Professional Services	<u>2,795,887.94</u>	9,274,178.28
Repair and Maintenance		
Buildings		
Repairs and Maintenance - Office Buildings	3,253,798.29	
Office Equipment, Furniture and Fixtures		
Repairs and Maintenance - Office Equipment	5,645.00	
Repairs and Maintenance - IT Equipment and Software	<u>309,550.00</u>	315,195.00
Transportation Equipment		
Repairs and Maintenance - Motor Vehicles	<u>333,846.66</u>	3,902,839.95
Confidential, Intelligence, Extraordinary and Misc Expenses		
Extraordinary Expenses	579,308.94	
Miscellaneous Expenses	<u>693,472.94</u>	1,272,781.88
Taxes, Insurance Premiums and Other Fees		
Taxes, Duties and Licenses	468,626.92	

Department Of Finance
Central Office
Statement of Income and Expenses
For the period ending June 30, 2014

**Detailed
Regular Agency**

Fidelity Bond Premiums	2,121.00	
Insurance Expenses	<u>700,985.49</u>	1,171,733.41
Non-Cash Expenses		
Depreciation		
Land Improvements		
Depreciation - Land Improvements	40,333.50	
Buildings		
Depreciation - Office Buildings	10,239,723.24	
Depreciation - Other Structures	<u>352,099.03</u>	10,591,822.27
Office Equipment - Furniture and Fixtures		
Depreciation - Office Equipment	29,827.72	
Depreciation - Furniture and Fixtures	366,436.53	
Depreciation - IT Equipment	12,412,735.69	
Depreciation - Library Books	<u>36,265.06</u>	12,845,265.00
Machineries and Equipment		
Depreciation - Communication Equipment	132,771.36	
Depreciation - Firefighting Equipment and Accessories	604.32	
Depreciation - Medical, Dental and Laboratory Equipment	16,087.14	
Depreciation - Other Machineries and Equipment	<u>247,966.91</u>	397,429.73
Transportation Equipment		
Depreciation - Motor Vehicles	1,316,575.86	
Other Property, Plant and Equipment		
Depreciation - Other Property, Plant and Equipment	<u>7,632.00</u>	25,199,058.36
Other Maintenance and Other Operating Expenses		
Other Maintenance and Other Operating Expenses	<u>14,364,909.55</u>	113,580,863.60
Financial Expenses		
Bank Charges		<u>1,116.46</u>

Department Of Finance
Central Office
Statement of Income and Expenses
For the period ending June 30, 2014

Detailed
Regular Agency

Total Operating Expenses


217,418,448.07

Net Income (Loss)

52,817,532.26

Lolita R. Verdadero
LOLITA R. VERDADERO
Chief Accountant *Law*

Department Of Finance
Central Office
Statement of Cash Flows
Period Ended June 01, 2014 To June 30, 2014



Regular Agency

Cash Flow from Operating Activities :

Cash Inflows :

Other Manual Transactions	18,492,541.32	
Collection from Audit Disallowances	10,000.00	
Interest earned from LOCAL currency deposit Due to the National Treasury	43,691.02	
Receipt of Notice of Cash Allocation (NCA)	45,799,457.00	
Refund of unutilized cash advance	<u>14,349.64</u>	
Total Cash Inflows :		64,360,038.98

Cash OutFlows :

Other Manual Transactions	(33,360.07)	
Deposit of collections - current years expenses	(2,327.41)	
Deposit of collections - prior years expenses	(22,055.40)	
Payment for Payable Accounts	(71,426,734.49)	
Remittance of Authorized Deduction Withheld on Employees (Employee Share)	(3,677,157.76)	
Remittance of Mandatory Deductions - Employer's Share	(1,818,063.54)	
Unutilized Notice of Cash Allocation (NCA)	<u>(25,848,377.85)</u>	
Total Cash Outflows :		<u>(102,828,076.52)</u>

Cash Provided by Operating Activities **(38,468,037.54)**

Cash Provided by Investing Activities **0.00**

Cash Provided by Financing Activities **0.00**

Total Cash provided by Operating, Investing, Financing Activities **(38,468,037.54)**

Add : Cash Balance Beginning Jun 1 2014 **139,528,920.40**

Cash Balance Ending Jun 30 2014 **101,060,882.86**

Lolita R. Verdadero
LOLITA R. VERDADERO
Chief Accountant *Cam*

