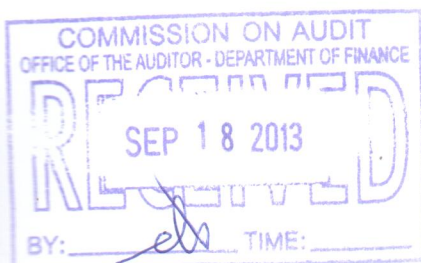


DEPARTMENT OF FINANCE

Balance Sheet As of July 31, 2013

Regular Agency

ASSETS	
Current Assets	
Cash	
Cash - Collecting Officers	75.26
Cash - Disbursing Officers	-
Petty Cash Fund	399,999.50
Cash - National Treasury, MDS	101,694.80
Cash in Banks - Local Currency (CA)	274,479,594.37
Cash in Bank - Foreign Currency (SA)	-
Total Cash	274,981,363.93
Receivables	
Account Receivable	37,015.31
Due from Officers & Employees	808,628.30
Advances to Officers and Employees	2,140,844.67
Due from National Treasury	572,083.21
Due from NGAs	19,261,379.38
Due from GOCCs	542,909.96
Due from LGUs	191,599.26
Disallowances/Charges	2,754,988.93
Other Receivables	532,497.70
Total Receivables	26,841,946.72
Inventories	
Office Supplies Inventory	6,641,361.02
Accountable Forms Inventory	111,355.58
Drugs and Medicines Inventory	3,110.78
Medical, Dental & Lab. Supplies	1,767.54
Gasoline, Oil and Lubricants	14,235.00
Spare Parts Inventory	-
Other Supplies Inventory	452,300.26
Other Inventory Items in transit	-
Total Inventories	7,224,130.18
Prepaid Expenses	
Deposit on Letters of Credits	-
Prepaid Insurance	2,287,670.84
Advances to Contractors	8,218,980.67
Deferred Charges	7,100.00
Other Prepaid Expenses	3,912,074.17
Total Prepayments	14,425,825.68
Total Other Current Assets	-
TOTAL Current Assets	323,473,266.51
Investment	
Marketable Securities	
Investment in Stocks	3,500.00
Other Investment & Marketable	279,244.40
Total Investment and Marketable Securities	282,744.40




Property, Plant and Equipment	
Land	329,268,352.72
Land and Land Improvements	11,072,300.00
Electricification, Power and Energy Structures	98,490.84
Buildings	655,979,944.90
Other Structure	29,272,194.77
Office Equipment	11,976,941.73
Furniture and Fixtures	29,524,865.00
IT Equipment and Software	186,352,432.32
Library Books	1,353,749.65
Communication Equipment	3,698,331.67
Firefighting Equipment and Accessories	50,514.40
Medical and Dental and Laboratory Equipment	277,050.00
Military and Police Equipment	1,680,698.46
Sports Equipment	6,950.00
Technical and Scientific Equipment	3,301,979.50
Other Machineries and Equipment	3,857,148.70
Motor Vehicles	25,017,848.00
Other Propert, Plant and Equipment	12,179,846.11
Construction in Progress - Agency Assets	161,950,638.26
Total Property, Plant and Equipment	1,466,920,277.03
Less : Accumulated Depreciation	(372,654,631.40)
Total Property Plant and Equipment	1,094,265,645.63
Other Assets	728,345.67
TOTAL ASSETS	1,418,750,002.21

LIABILITIES AND EQUITY

Current Liabilities	
Accounts Payable	40,985,679.45
Due to Officers & Employees	318,905.60
Due to National Treasury	1,938,036.27
Due to BIR	2,258,196.08
Due to GSIS	230,210.69
Due to PAG-IBIG	(15,417.39)
Due to PHILHEALTH	103,302.39
Due to Other NGAs	2,039,636.99
Due to Other GOCC	1,448,817.65
Due to Central Office	957.14
Guaranty Deposits Payable	8,911,646.55
Performance/Bidders/Bail Bonds Payable	9,000.00
Other Payables	959,695.43
Total Current Liabilities	59,188,666.85
Equity	
Government Equity, Beginning January 1	1,420,203,742.05
Retained Operating Surplus -	
Current Operations	5,418,167.02
Prior Years' Adjustment	(64,826,182.47)
Add/(Deduct) Other Adjustments	(1,234,391.24)
Government Equity, Ending July 31	1,359,561,335.36
TOTAL LIABILITIES AND EQUITY	1,418,750,002.21

Lolita R. Verdadero
LOLITA R. VERDADERO
 Chief Accountant




Acctg

DEPARTMENT OF FINANCE
Statement of Income and Expenses
For the Month Ended July 31, 2013

	(87,396.52)
	Regular Agency
INCOME	
Subsidy Income from National Government	352,978,200.50
Less : Reversion of Unused Subsidy/Adj/Dep/Coll etc	136,220,743.49
Subsidy Income - NET	216,757,457.01
Income from Grants and Donations	-
Interest Income	-
Other Income/Miscellaneous Income	9,500.00
Gain/Loss on Foreign Exchange (FOREX)	(6,359.68)
Gain/Loss on Sale of Disposed Assets	-
Total Income	216,760,597.33
EXPENSES	
Personal Services	
Salaries & Wages-Regular Pay	81,684,551.33
Salaries & Wages-Contractual	145,343.16
Personal Relief Allowance (PERA)	4,955,715.56
Representation Allowance (RA)	3,308,487.90
Transportation Allowance (TA)	2,277,987.90
Clothing /Uniform Allowance	-
Subsistence, Laundry Quarters Allowance	6,718.20
Productivity Incentive Allowance	618,000.00
Other Bonuses and Allowances	-
Honoraria	120,374.18
Hazard Pay	-
Longevity Pay	-
Overtime and Night Pay	575,854.68
Cash Gift	722,500.00
Year End Bonus	4,758,922.50
Life & Retirement Insurance Contributions	9,967,368.62
PAG-IBIG Contributions	253,600.00
PHILHEALTH contributions	1,280,124.50
ECC contributions	254,520.00
Terminal Leave Benefits	1,989,862.22
Other Personnel Benefits	205,000.00
Total Personal Services	113,124,930.75
Maintenance and Other Operating Expenses	
Traveling Expenses- Local	1,441,643.34
Traveling Expenses- Foreign	3,109,838.80
Training Expenses	914,001.00
Office Supplies Expense	2,073,241.19
Accountable Forms Expenses	-
Drugs & Medicine Expenses	285,942.21
Medical, Dental & Laboratory Supplies Expenses	-
Gasoline, Oil & Lubricant Expenses	563,839.94
Other Supplies Expenses	748,275.76
Water Expenses	1,796,094.47
Electricity Expenses	14,840,975.54
Postage and Deliveries	275,082.00
Telephone Expenses - Landline	1,004,051.57
Telephone Expenses - Mobile	855,518.77
Internet Expenses	1,585,128.66
Advertising Expenses	135,507.00
Printing and Binding Expenses	35,001.00
Rent Expenses	5,997,465.60
Representation Expenses	762,960.67

Transportation and Delivery Expenses	46,134.03
Subscription Expenses	-
Legal Services	5,350.00
Auditing Services	-
Consultancy Services	6,718,997.38
Janitorial Services	3,515,346.08
Security Services	4,671,809.10
Other Professional Services	5,195,578.03
Repairs & Maintenance-Office Buildings	2,590,088.46
Repairs & Maintenance-Other Structures	-
Repairs & Maintenance-Office Equipment	2,500.00
Repairs & Maintenance-Furniture and Fixtures	-
Repairs & Maintenance-IT Equipment & Software	702,907.00
Repairs & Maintenance-Communication Equipment	2,300.00
Repairs & Maintenance-Firefighting Equip and Accessories	-
Repairs & Maintenance-Medical, Dental & Lab. Equip	-
Repairs & Maintenance-Other Machineries & Equipment	58,110.00
Repairs & Maintenance-Motor Vehicles	676,367.97
Repairs & Maintenance-Other PPE	-
Donations	495,979.29
Intelligence Expenses	-
Extraordinary Expenses	605,459.04
Miscellaneous Expenses	732,968.55
Taxes , Duties and Licenses	425,460.25
Fidelity Bond Premiums	57,300.00
Insurance Expenses	-
Depreciation Expense - Land Improvements	47,055.75
Depreciation Expense - Electrification, Power and Energy Structures	-
Depreciation Expense - Office Buildings	11,466,430.92
Depreciation Expense - Other Structures	9,302.37
Depreciation Expense - Office Equipment	47,765.92
Depreciation Expense - Furniture & Fixture	421,498.45
Depreciation Expense - IT Equipment	13,065,058.16
Depreciation Expense - Library books	33,286.23
Depreciation Expense - Communication Equipment	130,877.28
Depreciation Expense - Firefighting Equipment	705.04
Depreciation Expense - Medical,Dental/Lab. Equipment	4,879.98
Depreciation Expense - Military and Police Equipment	-
Depreciation Expense - Sports Equipment	173.60
Depreciation Expense -Technical and Scientific Equipment	-
Depreciation Expense - Other Machineries & Equipment	144,665.88
Depreciation Expense - Motor Vehicles	1,484,330.19
Depreciation Expense - Other PPE	8,904.00
Other Maintenance and Operating Exp.	8,415,508.93
Total MOOE	<u>98,207,665.40</u>
Financial Expenses	
Bank charges	9,834.16
Total Financial Expenses	<u>9,834.16</u>
TOTAL EXPENSES	<u>211,342,430.31</u>
EXCESS OF INCOME OVER EXPENSES	<u><u>5,418,167.02</u></u>


LOLITA R. VERDADERO
 Chief Accountant



Acctg

DEPARTMENT OF FINANCE
Statement of Cash Flows
Period Ended July 1 to July 31, 2013

Regular Agency

Cash Flows from Operating Activities:

Cash Inflows

Other Manual Transactions	72,758.64
Cancellation of Lost/Stale Checks (issued during the year)	-
Collection from Audit Disallowances	-
Collection of Other Income	2,500.00
Collection of Overpayment of Personal Services Billed	-
Collection of Receivables	79,309.59
Collection of Receivables from GOCC	-
Collection of Service Income	-
Correcting Entry - Overrecording of Deposit	-
Correcting entry due to double recording / erroneous entry	-
Interest earned from FOREIGN currency deposit for remittance to Grantor	-
Interest earned from LOCAL currency deposit Due to the National Treasury	-
Gain/Loss in Foreign Exchange	-
Receipt of Notice of Cash Allocation (NCA)	31,865,896.00
Receipt of Notice of Cash Allocation (NCA) for NTA for MDFO's PBGS	-
Receipt of Notice of Cash Allocation (NCA) in FOREIGN CURRENCY, SA (GRANTS)	-
Refund of unutilized cash advance	7,477.37
Set-up Payables for Various Expenses/Expenditures	-
Total Cash Inflows	32,027,941.60

Less Cash Outflows

Other Manual Transactions	(5,302.38)
Notice to Transfer Allocation	-
Adjustment for Cancellation of Official Receipt	-
Closing of Dormant / Unutilized Special Accounts	-
Correcting entry due to double recording / erroneous entry	-
Debit Memos on local currency deposits offsetted against interest earned due to the Nation	-
Debit Memos/Bank Charges for the receipt of NCAs on FOREIGN SAVINGS DEPOSIT (In	-
Deposit of collections - current years expenses	(91,748.96)
Deposit of collections - prior years expenses	-
GAIN/LOSS on Foreign Exchange	-
Issuance of Notice to transfer Allocation (NTA)	-
Liquidation of Cash Advances by the Disbursing Officer	-
Payment for Payable Accounts	(19,546,961.82)
Payment for purchase made thru Procurement Services and National Printing Office (Adv	-
Reclassification/Adjustment of SL accounts.	-
Refund of Guaranty Deposit/Retention Fee	-
Net Interest earned Remitted to BTR	-
Remittance of Authorized Deduction Withheld on Employees (Employee Share)	(3,442,021.33)
Remittance of Mandatory Deductions - Employer's Share	(1,577,368.77)
Remittance of Taxes Withheld from Suppliers, Contractors and Other Creditors	-
Unutilized Notice of Cash Allocation (NCA)	(7,757,317.38)
Total Cash Outflows	(32,420,720.64)

Cash Provided from Operating Activities:

(392,779.04)

Cash Flows from Investing Activities

Cash Inflows

0.00

Cash Outflows

Other Manual Transactions	-
Liquidation of Cash Advances by the Disbursing Officer	-
Purchase of Property, Plant and Equipment	-

Total Cash Outflows

Cash Provided by Investing Activities

-

Cash Provided by Financing Activities

0.00

TOTAL Cash Provided by Operating, Investing, Financing Activities

(392,779.04)

ADD : Cash Balance Beginning July 1

235,704,267.17


Cash Balance Beginning July 1 for Grants/Trust

39,669,875.80

Cash Balance Ending July 31

274,981,363.93

Lolita R. Verdadero
LOLITA R. VERDADERO
Chief Accountant



DEPARTMENT OF FINANCE
Statement of Government Equity
As of July 31, 2013

	Regular Agency
Government Equity, beginning balance, Jan 1	1,420,203,742.05
Add: Retained Operating Surplus	
Current Operations	5,418,167.02
Adjustment of Prior Years	(64,826,182.47)
Total Retained Operating Surplus	<u>(59,408,015.45)</u>
Total	<u>1,360,795,726.60</u>
Add/Deduct:	
Other Adjustments	<u>(1,234,391.24)</u>
	<u>(1,234,391.24)</u>
Government Equity, ending balance, July 31	<u><u>1,359,561,335.36</u></u>

Lolita R. Verdadero
LOLITA R. VERDADERO
Chief Accountant