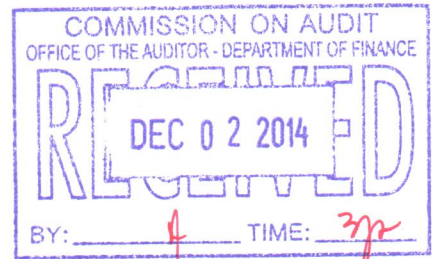




Department Of Finance
Central Office
Balance Sheet
As of August 31, 2014



acts

Detailed
Regular Agency

ASSETS

Current Assets

Cash

Cash on Hand

Petty Cash Fund 434,999.50

Cash in National Treasury

Cash - National Treasury, Modified Disbursement System (MDS) 106,942,805.78

Cash in Banks - Local Currency

Cash in Bank - Local Currency, Current Account 99,524,061.50 206,901,866.78

Receivables

Receivable Accounts

Due from Officers and Employees 18,098.51

Advances to Officers and Employees 2,036,630.09 2,054,728.60

Inter - Agency Receivables

Due from NGAs 21,299,572.20

Due from GOCCs 4,728,537.50 26,028,109.70

Other Receivables

Receivables - Disallowances/Charges 2,265,146.93

Other Receivables 288,185.08 2,553,332.01 30,636,170.31

Inventories

Supplies

Office Supplies Inventory 9,514,397.29

Accountable Forms Inventory 80,941.73

Drugs and Medicine Inventory 125,397.28

Medical, Dental and Laboratory Supplies Inventory 1,767.54

Gasoline, Oil and Lubricants Inventory 14,235.00

Other Supplies Inventory 278,261.22



Department Of Finance
Central Office
Balance Sheet
As of August 31, 2014

Detailed
Regular Agency

Spare Parts Inventory	<u>619,728.00</u>		10,634,728.06
Prepayments			
Prepaid Insurance		277,142.48	
Advances to Contractors		7,607,307.17	
Other Prepaid Expenses	<u>3,629,779.81</u>	<u>11,514,229.46</u>	259,686,994.61
Investment			
Investment in Securities			
Investments in Stocks		3,500.00	
Other Investments and Marketable Securities	<u>279,244.40</u>		282,744.40
Property, Plant and Equipment			
Land and Land Improvements			
Land		329,268,352.72	
Land Improvements	11,072,300.00		
Less : Accumulated Depreciation - Land Improvements	<u>4,908,590.25</u>	6,163,709.75	
Electrification, Power and Energy Structures	98,490.84		
Less : Accumulated Depreciation - Electrification, Power and Energy Structures	<u>40,627.49</u>	<u>57,863.35</u>	335,489,925.82
Buildings			
Office Buildings	670,605,860.30		
Less : Accumulated Depreciation - Office Buildings	<u>240,029,575.78</u>	430,576,284.52	
Other Structures	41,547,091.83		
Less : Accumulated Depreciation - Other Structures	<u>6,410,879.65</u>	<u>35,136,212.18</u>	465,712,496.70
Office Equipment, Furniture and Fixtures			
Office Equipment	11,203,744.10		
Less : Accumulated Depreciation - Office Equipment	<u>10,004,075.21</u>	1,199,668.89	
Furniture and Fixtures	29,645,575.91		
Less : Accumulated Depreciation - Furniture and Fixtures	<u>10,191,198.91</u>	19,454,377.00	
IT Equipment and Software	207,465,483.27		



Department Of Finance
Central Office
Balance Sheet
As of August 31, 2014

**Detailed
Regular Agency**

Less : Accumulated Depreciation - IT Equipment	<u>115,142,046.03</u>	92,323,437.24	
Library Books	1,563,805.65		
Less : Accumulated Depreciation - Library Books	<u>670,912.59</u>	<u>892,893.06</u>	113,870,376.19
Machineries and Equipment			
Communication Equipment	4,181,071.99		
Less : Accumulated Depreciation - Communication Equipment	<u>2,295,506.85</u>	1,885,565.14	
Firefighting Equipment and Accessories	50,514.40		
Less : Accumulated Depreciation - Firefighting Equipment and Accessories	<u>40,326.72</u>	10,187.68	
Medical, Dental and Laboratory Equipment	541,590.00		
Less : Accumulated Depreciation - Medical, Dental and Laboratory Equipment	<u>207,341.06</u>	334,248.94	
Military and Police Equipment	1,682,428.46		
Less : Accumulated Depreciation - Military and Police Equipment	<u>1,514,185.61</u>	168,242.85	
Sports Equipment	6,950.00		
Less : Accumulated Depreciation - Sports Equipment	<u>5,976.57</u>	973.43	
Technical and Scientific Equipment	3,301,979.50		
Less : Accumulated Depreciation - Technical and Scientific Equipment	<u>3,053,633.44</u>	248,346.06	
Other Machineries and Equipment	7,879,417.58		
Less : Accumulated Depreciation - Other Machineries and Equipment	<u>3,261,842.49</u>	<u>4,617,575.09</u>	7,265,139.19
Transportation Equipment			
Motor Vehicles	24,910,996.00		
Less : Accumulated Depreciation - Motor Vehicles	<u>15,758,336.13</u>		9,152,659.87
Other Property, Plant and Equipment			
Other Property, Plant and Equipment	12,164,092.11		
Less : Accumulated Depreciation - Other Property, Plant and Equipment	<u>10,824,299.81</u>		1,339,792.30
Construction in Progress			
Agency Assets			
Construction in Progress - Agency Assets		<u>176,080,498.33</u>	1,108,910,888.40



Department Of Finance
Central Office
Balance Sheet
As of August 31, 2014

Detailed
Regular Agency

Other Assets		
Other Assets		<u>728,390.67</u>
TOTAL ASSETS		<u>1,369,609,018.08</u>

LIABILITIES

Current Liabilities			
Payable Accounts			
Accounts Payable	30,082,084.64		
Due to Officers and Employees	<u>1,540,923.22</u>	31,623,007.86	
Inter - Agency Payables			
Due to National Treasury	90,642.11		
Due to BIR	4,234,665.06		
Due to OGCs	2,714,105.92		
Due to PAG-IBIG	334,019.60		
Due to PhilHEALTH	233,314.89		
Due to Other NGAs	1,387,467.17		
Due to Other GOCCs	<u>1,448,817.65</u>	10,443,032.40	
Intra - Agency Payables			
Due to Central Office		957.14	
Other Liability Accounts			
Guaranty Deposits Payable	8,502,691.49		
Unbonded Bid/Bidders/Bail Bonds Payable	9,000.00		
Other Payables	<u>1,760,661.46</u>	<u>10,272,352.95</u>	<u>52,339,350.35</u>
TOTAL LIABILITIES			<u>52,339,350.35</u>

EQUITY

Government Equity			
Government Equity			<u>1,317,269,667.73</u>
TOTAL EQUITY			<u>1,317,269,667.73</u>
TOTAL LIABILITIES AND EQUITY			<u>1,369,609,018.08</u>

Page 4 of 5


LOLITA R. VERDADERO
Chief Accountant




Department Of Finance
Central Office
Balance Sheet
As of August 31, 2014

**Detailed
Regular Agency**



Department Of Finance
Central Office
Statement of Income and Expenses
For the period ending August 31, 2014



Detailed
Regular Agency

Income

General Income Accounts

Subsidy Income

Subsidy Income from National Government

435,420,315.95

Other Income

Miscellaneous Income

113,500.00

435,533,815.95

Gross Income

435,533,815.95

Less: Expenses

Personal Services

Salaries and Wages

Salaries and Wages - Regular

100,230,317.46

Salaries and Wages - Contractual

533,449.47

100,763,766.93

Other Compensation

Personal Economic Relief Allowance (PERA)

5,799,592.62

Recreation Allowance (RA)

4,892,000.00

Trip Allowance (TA)

3,635,625.00

Clothing Uniform Allowance

2,584,125.00

Subsistence, Laundry and Quarter Allowance

13,888.60

Production Incentive Allowance

544,000.00

Honoraria

93,560.71

Hazard Pay

79,161.25

Overtime and Night Pay

346,919.88

Cash Gift

712,500.00

Year End Bonus

4,753,350.50

23,454,723.56


Personal Benefits Contributions

Life and Retirement Insurance Contributions

12,023,247.56

P.F.S. Contributions

293,500.00



Department Of Finance
Central Office
Statement of Income and Expenses
For the period ending August 31, 2014

**Detailed
Regular Agency**

PhilHealth Contributions	808,412.50		
ECG Contributions	<u>295,103.00</u>	13,420,263.06	
Other Personnel Benefits			
Termination Leave Benefits	1,706,489.14		
Other Personnel Benefits	<u>314,000.00</u>	<u>2,020,489.14</u>	139,659,242.69
Maintenance and Other Operating Expenses			
Traveling Expenses			
Traveling Expenses - Local	1,848,938.02		
Traveling Expenses - Foreign	<u>5,520,739.00</u>	7,369,677.02	
Traveling and Scholarship Expenses			
Traveling Expenses		2,035,543.23	
Supplies and Material Expenses			
Office Supplies Expenses	4,870,898.60		
Accounting Forms Expenses	92,196.00		
Drugs and Medicines Expenses	237,709.25		
Medical, Dental and Laboratory Supplies Expenses	19,135.00		
Gasoline, Oil and Lubricants Expenses	721,573.44		
Other Fuel and Gas Expenses	<u>5,224,971.65</u>	11,166,483.94	
Utility Expenses			
Water Expenses	1,806,772.23		
Electricity Expenses	<u>13,639,436.62</u>	15,446,208.85	
Communication Expenses			
Postage and Deliveries	224,360.00		
Telephone Expenses - Landline	1,124,241.23		
Telephone Expenses - Mobile	960,257.86		
Internet Expenses	<u>1,532,160.00</u>	3,841,019.09	
Advertising Expenses			



Department Of Finance
Central Office
Statement of Income and Expenses
For the period ending August 31, 2014

**Detailed
Regular Agency**

Administrative Expenses		2,679,499.66	
Printing and Binding Expenses			
Printing and Binding Expenses		56,744.00	
Rent Expenses			
Rent Expenses		31,815,892.60	
Reproduction Expenses			
Reproduction Expenses		1,446,526.02	
Subscription Expenses			
Subscription Expenses		400,607.00	
Professional Services			
Legal Services	11,350.00		
Engineering Services	4,415,771.30		
Architectural Services	1,221,175.01		
Security Services	1,931,349.60		
Other Professional Services	<u>6,955,879.13</u>	14,535,525.04	
Repairs and Maintenance			
Buildings			
Repairs and Maintenance - Office Buildings	3,789,334.66		
Office Equipment, Furniture and Fixtures			
Repairs and Maintenance - Office Equipment	5,645.00		
Repairs and Maintenance - IT Equipment and Software	<u>363,020.00</u>	368,665.00	
Motor Vehicle Equipment			
Repairs and Maintenance - Motor Vehicles	<u>511,239.57</u>	4,669,239.23	
Confidential Intelligence, Extraordinary and Misc Expenses			
Extraordinary Expenses	761,588.34		
Miscellaneous Expenses	<u>899,795.52</u>	1,661,383.86	
Taxes and License Premiums and Other Fees			



Department Of Finance
Central Office
Statement of Income and Expenses
For the period ending August 31, 2014

Detailed
Regular Agency

Taxes, Fees and Licenses	937,903.35	
Fidelity Bond Premiums	131,016.00	
Insurance Expenses	<u>710,773.03</u>	1,779,692.38
Non-Current Assets		
Depreciation		
Land Improvements		
Depreciation - Land Improvements	53,778.00	
Buildings		
Depreciation - Office Buildings	13,652,964.32	
Depreciation - Other Structures	<u>470,055.19</u>	14,123,019.51
Office Equipment - Furniture and Fixtures		
Depreciation - Office Equipment	38,151.20	
Depreciation - Furniture and Fixtures	489,174.71	
Depreciation - IT Equipment	15,541,681.43	
Depreciation - Library Books	<u>51,714.56</u>	16,120,721.90
Motor Vehicles and Equipment		
Depreciation - Communication Equipment	177,160.65	
Depreciation - Firefighting Equipment and Appliances	805.76	
Depreciation - Medical, Dental and Laboratory Equipment	21,449.52	
Depreciation - Other Machineries and Equipment	<u>338,061.79</u>	537,477.72
Furnishings and Equipment		
Depreciation - Motor Vehicles	1,755,434.48	
Other Property, Plant and Equipment		
Depreciation - Other Property, Plant and Equipment	<u>10,176.00</u>	32,600,607.61
Other Depreciation and Other Operating Expenses		
Other Maintenance and Other Operating Expenses	<u>30,293,802.01</u>	161,798,451.54
Financial Expenses		



Department Of Finance
Central Office
Statement of Income and Expenses
For the period ending August 31, 2014

Detailed Regular Agency
<u>1,116.46</u>
<u>301,458,810.69</u>
<u>134,075,005.26</u>

Bank Charges


Total Operating Expenses

Net Income (Loss)

Lolita R. Verdadero
LOLITA R. VERDADERO
Chief Accountant



Department Of Finance
Central Office
Statement of Cash Flows
Period Ended August 01, 2014 To August 31, 2014



Cash Flows from Operating Activities :

Cash Inflows :

Deposit Manual Transactions	111,986.62	
Collection of Other Income	17,500.00	
Collection of Receivables	72,871.03	
Receipt of Notice of Cash Allocation (NCA)	74,883,585.00	
Refund of unutilized cash advance	<u>29,423.68</u>	
Total Cash Inflows :		75,115,366.33

Cash Outflows :

Deposit Manual Transactions	(34,164.62)	
Deposit of collections - current years expenses	(102,294.71)	
Payment for Payable Accounts	(19,317,382.28)	
Payment of liabilities thru ADA	(614,886.45)	
Balance of Authorized Deduction Withheld on Employees (Employee Share)	(3,772,135.61)	
Balance of Mandatory Deductions - Employer's Share	<u>(1,774,355.75)</u>	
Total Cash Outflows :		<u>(25,615,219.42)</u>

Cash Provided by Operating Activities 49,500,146.91

Cash Provided by Investing Activities 0.00

Cash Provided by Financing Activities 0.00

Total Cash Provided by Operating, Investing, Financing Activities 49,500,146.91

Add: Cash Balance Beginning Aug 1 2014 157,401,719.87

Cash Balance Ending Aug 31 2014 206,901,866.78

Lolita R. Verdadero
LOLITA R. VERDADERO
Chief Accountant *Lum*



Department Of Finance
Central Office
Statement of Government Equity
As of August 31, 2014

Regular Agency

Governmental Equity, beginning balance		1,220,134,522.78
Additional Governmental Operating Surplus		
State Operations	134,075,005.26	
Reserve Fund of Prior Years	<u>(36,939,860.31)</u>	<u>97,135,144.95</u>
Total		1,317,269,667.73
Other Adjustments		
Governmental Equity, End		

Lolita R. Verdadero
LOLITA R. VERDADERO
 Chief Accountant

