

Department Of Finance
Central Office
Balance Sheet
As of August 31, 2013

Detailed
Regular Agency

ASSETS

Current Assets

Cash

Cash on Hand

Petty Cash Fund 499,999.50

Cash in Banks - Local Currency

Cash in Bank - Local Currency , Current Account 279,237,400.68 279,737,400.18

Receivables

Receivable Accounts

Accounts Receivable 40,945.96
Due from Officers and Employees 808,628.30
Advances to Officers and Employees 2,174,110.11 3,023,684.37

Inter - Agency Receivables

Due from National Treasury 572,083.21
Due from NGAs 18,381,371.43
Due from GOCCs 482,909.96
Due from LGUs 191,599.26 19,627,963.86

Other Receivables

Receivables - Disallowances/Charges 2,743,093.66
Other Receivables 532,497.70 3,275,591.36 25,927,239.59

Inventories

Supplies

Office Supplies Inventory 7,015,469.24
Accountable Forms Inventory 104,167.58
Drugs and Medicine Inventory 3,110.78
Medical, Dental and Laboratory Supplies Inventory 1,767.54
Gasoline, Oil and Lubricants Inventory 14,235.00
Other Supplies Inventory 436,364.76 7,575,114.90

Department Of Finance
Central Office
Balance Sheet
As of August 31, 2013

Detailed
Regular Agency

| | | | | |
|--|-----------------------|----------------------|----------------------|----------------|
| Prepayments | | | | |
| Prepaid Insurance | | 2,287,670.84 | | |
| Advances to Contractors | | 8,218,980.67 | | |
| Deferred Charges | | 7,100.00 | | |
| Other Prepaid Expenses | | <u>3,912,074.17</u> | <u>14,425,825.68</u> | 327,665,580.35 |
| Investment | | | | |
| Investment in Securities | | | | |
| Investments in Stocks | | 3,500.00 | | |
| Other Investments and Marketable Securities | | <u>279,244.40</u> | | 282,744.40 |
| Property, Plant and Equipment | | | | |
| Land and Land Improvements | | | | |
| Land | | 329,268,352.72 | | |
| Land Improvements | 11,072,300.00 | | | |
| Less : Accumulated Depreciation - Land Improvements | <u>4,827,923.25</u> | 6,244,376.75 | | |
| Electrification, Power and Energy Structures | 98,490.84 | | | |
| Less : Accumulated Depreciation - Electrification, Power and Energy Structures | <u>40,627.49</u> | <u>57,863.35</u> | 335,570,592.82 | |
| Buildings | | | | |
| Office Buildings | 655,979,944.90 | | | |
| Less : Accumulated Depreciation - Office Buildings | <u>219,687,247.26</u> | 436,292,697.64 | | |
| Other Structures | 29,272,194.77 | | | |
| Less : Accumulated Depreciation - Other Structures | <u>5,544,350.78</u> | <u>23,727,843.99</u> | 460,020,541.63 | |
| Office Equipment, Furniture and Fixtures | | | | |
| Office Equipment | 11,966,642.98 | | | |
| Less : Accumulated Depreciation - Office Equipment | <u>10,640,840.28</u> | 1,325,802.70 | | |
| Furniture and Fixtures | 29,477,903.71 | | | |
| Less : Accumulated Depreciation - Furniture and Fixtures | <u>9,497,611.90</u> | 19,980,291.81 | | |
| IT Equipment and Software | 186,570,267.48 | | | |

Department Of Finance
Central Office
Balance Sheet
As of August 31, 2013

Detailed
Regular Agency

| | | | |
|--|----------------------|-----------------------|------------------|
| Less : Accumulated Depreciation - IT Equipment | <u>91,804,372.72</u> | 94,765,894.76 | |
| Library Books | 1,395,749.65 | | |
| Less : Accumulated Depreciation - Library Books | <u>598,382.47</u> | <u>797,367.18</u> | 116,869,356.45 |
| Machineries and Equipment | | | |
| Communication Equipment | 3,698,331.67 | | |
| Less : Accumulated Depreciation - Communication Equipment | <u>2,001,634.98</u> | 1,696,696.69 | |
| Firefighting Equipment and Accessories | 50,514.40 | | |
| Less : Accumulated Depreciation - Firefighting Equipment and Accessories | <u>39,118.08</u> | 11,396.32 | |
| Medical, Dental and Laboratory Equipment | 277,050.00 | | |
| Less : Accumulated Depreciation - Medical, Dental and Laboratory Equipment | <u>182,032.43</u> | 95,017.57 | |
| Military and Police Equipment | 1,680,698.46 | | |
| Less : Accumulated Depreciation - Military and Police Equipment | <u>1,524,781.02</u> | 155,917.44 | |
| Sports Equipment | 6,950.00 | | |
| Less : Accumulated Depreciation - Sports Equipment | <u>5,976.57</u> | 973.43 | |
| Technical and Scientific Equipment | 3,301,979.50 | | |
| Less : Accumulated Depreciation - Technical and Scientific Equipment | <u>3,053,633.44</u> | 248,346.06 | |
| Other Machineries and Equipment | 3,857,148.70 | | |
| Less : Accumulated Depreciation - Other Machineries and Equipment | <u>2,138,976.87</u> | <u>1,718,171.83</u> | 3,926,519.34 |
| Transportation Equipment | | | |
| Motor Vehicles | 24,534,348.00 | | |
| Less : Accumulated Depreciation - Motor Vehicles | <u>13,390,283.27</u> | | 11,144,064.73 |
| Other Property, Plant and Equipment | | | |
| Other Property, Plant and Equipment | 12,179,846.11 | | |
| Less : Accumulated Depreciation - Other Property, Plant and Equipment | <u>10,823,214.41</u> | | 1,356,631.70 |
| Construction in Progress | | | |
| Agency Assets | | | |
| Construction in Progress - Agency Assets | | <u>161,950,638.26</u> | 1,090,838,344.93 |

Department Of Finance
Central Office
Balance Sheet
As of August 31, 2013

**Detailed
Regular Agency**

Other Assets

Other Assets

728,345.67

TOTAL ASSETS

1,419,515,015.35

LIABILITIES

Current Liabilities

Payable Accounts

Accounts Payable

21,485,542.91

Due to Officers and Employees

536,519.40

22,022,062.31

Inter - Agency Payables

Due to National Treasury

1,939,144.96

Due to BIR

2,197,655.01

Due to GSIS

264,651.72

Due to PAG-IBIG

(12,485.79)

Due to PHILHEALTH

106,502.39

Due to Other NGAs

2,039,518.67

Due to Other GOCCs

1,448,817.65

7,983,804.61

Intra - Agency Payables

Due to Central Office

957.14

Other Liability Accounts

Guaranty Deposits Payable

8,965,326.08

Performance/Bidders/Bail Bonds Payable

9,000.00

Other Payables

962,247.10

9,936,573.18

39,943,397.24

TOTAL LIABILITIES

39,943,397.24

EQUITY

Government Equity

Government Equity

1,379,571,618.11

TOTAL EQUITY

1,379,571,618.11

TOTAL LIABILITIES AND EQUITY

1,419,515,015.35

Date/Time Printed : September 30, 2013 06:18:12 PM


Page 4 of 5

Lolita R. Verdadero
LOLITA R. VERDADERO
Chief Accountant

Department Of Finance
Central Office
Balance Sheet
As of August 31, 2013

Detailed
Regular Agency

Act



Department Of Finance
Central Office
Statement of Income and Expenses
 For the period ending August 31, 2013

Detailed
Regular Agency

Income

General Income Accounts

Subsidy Income

| | | |
|---|----------------|--|
| Subsidy Income from National Government | 249,434,441.79 | |
|---|----------------|--|

Other Income

| | | |
|----------------------|------------------|----------------|
| Miscellaneous Income | <u>12,000.00</u> | 249,446,441.79 |
|----------------------|------------------|----------------|

Gain/Loss Accounts

| | | |
|---------------------------------------|-------------------|--|
| Gain/Loss on Foreign Exchange (FOREX) | <u>(6,359.68)</u> | |
|---------------------------------------|-------------------|--|

Gross Income

249,440,082.11

Less: Expenses

Personal Services

Salaries and Wages

| | | |
|----------------------------------|-------------------|---------------|
| Salaries and Wages - Regular | 93,199,424.90 | |
| Salaries and Wages - Contractual | <u>160,045.46</u> | 93,359,470.36 |

Other Compensation

| | | |
|--|---------------------|---------------|
| Personnel Economic Relief Allowance (PERA) | 5,662,638.71 | |
| Representation Allowance (RA) | 3,778,362.90 | |
| Transportation Allowance (TA) | 2,595,862.90 | |
| Subsistence, Laundry and Quarter Allowance | 6,718.20 | |
| Productivity Incentive Allowance | 630,000.00 | |
| Honoraria | 160,246.34 | |
| Overtime and Night Pay | 619,944.74 | |
| Cash Gift | 722,500.00 | |
| Year End Bonus | <u>4,758,922.50</u> | 18,935,196.29 |

Personnel Benefits Contributions

| | | |
|---|---------------|--|
| Life and Retirement Insurance Contributions | 11,313,034.70 | |
| PAG-IBIG Contributions | 288,100.00 | |

Department Of Finance
Central Office
Statement of Income and Expenses
For the period ending August 31, 2013

**Detailed
Regular Agency**

| | | | |
|--|----------------------|---------------------|----------------|
| PHILHEALTH Contributions | 1,376,037.00 | | |
| ECC Contributions | <u>289,220.00</u> | 13,266,391.70 | |
| Other Personnel Benefits | | | |
| Terminal Leave Benefits | 1,989,862.22 | | |
| Other Personnel Benefits | <u>3,742,500.00</u> | <u>5,732,362.22</u> | 131,293,420.57 |
| Maintenance and Other Operating Expenses | | | |
| Travelling Expenses | | | |
| Travelling Expenses - Local | 1,622,984.26 | | |
| Travelling Expenses - Foreign | <u>3,353,544.32</u> | 4,976,528.58 | |
| Training and Scholarship Expenses | | | |
| Training Expenses | | 1,474,747.98 | |
| Supplies and Material Expenses | | | |
| Office Supplies Expenses | 2,085,986.53 | | |
| Accountable Forms Expenses | 87,188.00 | | |
| Drugs and Medicines Expenses | 285,942.21 | | |
| Gasoline, Oil and Lubricants Expenses | 685,170.58 | | |
| Other Supplies Expenses | <u>835,275.76</u> | 3,979,563.08 | |
| Utility Expenses | | | |
| Water Expenses | 2,083,137.59 | | |
| Electricity Expenses | <u>17,174,902.33</u> | 19,258,039.92 | |
| Communication Expenses | | | |
| Postage and Deliveries | 297,077.00 | | |
| Telephone Expenses - Landline | 1,098,356.07 | | |
| Telephone Expenses - Mobile | 935,395.65 | | |
| Internet Expenses | <u>1,585,128.66</u> | 3,915,957.38 | |
| Advertising Expenses | | | |
| Advertising Expenses | | 135,507.00 | |

Department Of Finance
Central Office
Statement of Income and Expenses
For the period ending August 31, 2013

Detailed
Regular Agency

| | | |
|---|---------------------|---------------|
| Printing and Binding Expenses | | |
| Printing and Binding Expenses | | 35,001.00 |
| Rent Expenses | | |
| Rent Expenses | | 6,486,367.50 |
| Representation Expenses | | |
| Representation Expenses | | 950,268.58 |
| Transportation and Delivery Expenses | | |
| Transportation and Delivery Expenses | | 46,134.03 |
| Professional Services | | |
| Legal Services | 6,650.00 | |
| Consultancy Services | 6,873,119.26 | |
| Janitorial Services | 3,818,033.16 | |
| Security Services | 5,618,111.85 | |
| Other Professional Services | <u>6,876,920.47</u> | 23,192,834.74 |
| Repair and Maintenance | | |
| Buildings | | |
| Repairs and Maintenance - Office Buildings | 3,938,907.64 | |
| Office Equipment, Furniture and Fixtures | | |
| Repairs and Maintenance - Office Equipment | 2,500.00 | |
| Repairs and Maintenance - IT Equipment and Software | <u>708,427.00</u> | 710,927.00 |
| Machineries and Equipment | | |
| Repairs and Maintenance - Communication Equipment | 2,300.00 | |
| Repairs and Maintenance - Other Machineries and Equipment | <u>58,110.00</u> | 60,410.00 |
| Transportation Equipment | | |
| Repairs and Maintenance - Motor Vehicles | <u>682,583.97</u> | 5,392,828.61 |
| Subsidies and Donations | | |
| Donations | | 586,683.80 |

Department Of Finance
Central Office
Statement of Income and Expenses
For the period ending August 31, 2013

**Detailed
Regular Agency**

Confidential, Intelligence, Extraordinary and Misc Expenses

| | | |
|------------------------|-------------------|--------------|
| Extraordinary Expenses | 681,958.97 | |
| Miscellaneous Expenses | <u>822,302.28</u> | 1,504,261.25 |

Taxes, Insurance Premiums and Other Fees

| | | |
|----------------------------|-------------------|------------|
| Taxes, Duties and Licenses | 584,327.45 | |
| Fidelity Bond Premiums | <u>249,007.50</u> | 833,334.95 |

Non-Cash Expenses

Depreciation

Land Improvements

| | | |
|----------------------------------|-----------|--|
| Depreciation - Land Improvements | 53,778.00 | |
|----------------------------------|-----------|--|

Buildings

| | | |
|---------------------------------|------------------|---------------|
| Depreciation - Office Buildings | 13,104,492.48 | |
| Depreciation - Other Structures | <u>10,631.28</u> | 13,115,123.76 |

Office Equipment - Furniture and Fixtures

| | | |
|---------------------------------------|------------------|---------------|
| Depreciation - Office Equipment | 53,645.60 | |
| Depreciation - Furniture and Fixtures | 482,532.95 | |
| Depreciation - IT Equipment | 14,934,630.49 | |
| Depreciation - Library Books | <u>38,490.12</u> | 15,509,299.16 |

Machineries and Equipment

| | | |
|---|-------------------|------------|
| Depreciation - Communication Equipment | 149,568.06 | |
| Depreciation - Firefighting Equipment and Accessories | 805.76 | |
| Depreciation - Medical, Dental and Laboratory Equipment | 5,577.12 | |
| Depreciation - Sports Equipment | 173.60 | |
| Depreciation - Other Machineries and Equipment | <u>165,359.62</u> | 321,484.16 |

Transportation Equipment

| | | |
|-------------------------------|--------------|--|
| Depreciation - Motor Vehicles | 1,696,377.36 | |
|-------------------------------|--------------|--|


Other Property, Plant and Equipment

Department Of Finance
Central Office
Statement of Income and Expenses
For the period ending August 31, 2013

**Detailed
Regular Agency**

| | | | |
|--|------------------|---------------------|----------------------------|
| Depreciation - Other Property, Plant and Equipment | <u>10,176.00</u> | 30,706,238.44 | |
| Other Maintenance and Other Operating Expenses | | | |
| Other Maintenance and Other Operating Expenses | | <u>9,208,753.52</u> | 112,683,050.36 |
| Financial Expenses | | | |
| Bank Charges | | | <u>9,834.16</u> |
| Total Operating Expenses | | | <u>243,986,305.09</u> |
| Net Income (Loss) | | | <u><u>5,453,777.02</u></u> |


LOLITA R. VERDADERO *LRV*
Chief Accountant



Department Of Finance
Central Office
Statement of Cash Flows

Period Ended August 01, 2013 To August 31, 2013

Regular Agency

Cash Flow from Operating Activities :

| | | | | |
|----------------|--|--|--------------|---------------|
| Cash Inflows : | Gen Fund | Petty Cash | P 100,000. - | |
| | | CCO - Telephone calls (personal) | 492.60 | |
| | | CCO - GSIS premium (personal) | 843,973.23 * | |
| | | NCS recording of cash | 6,762,900.51 | |
| | | Fund transfer to me | 5,000,000. - | |
| | Other Manual Transactions | | | 13,551,339.57 |
| | | T Liab - CCO - GSIS premium (personal) | 843,973.23 | |
| | Collection due to overpayment of purchases (some delivered item does not conform with the purchase o | | | 3,238.66 |
| | Collection from Audit Disallowances | | | 10,000.00 |
| | Collection of Other Income | | | 2,500.00 |
| | Collection of Receivables | | | 37,015.31 |
| | Interest earned from LOCAL currency deposit Due to the National Treasury | | | 1,108.69 |
| | Receipt of Notice of Cash Allocation (NCA) | | | 35,480,652.00 |
| | Refund of unutilized cash advance | | | 6,469.25 |

Total Cash Inflows :

| | | | | |
|-----------------|---|-----------------------------------|--------------|-----------------|
| Cash OutFlows : | Gen Fund | Dep. of call from LBP-BSPSU | P 37,015.31 | |
| | | Dep. of call from Personal calls | 507.86 | |
| | | Dep. of call on overpayment | 3,238.66 | |
| | | Dep. of call for Audit Disall | 10,000. - | |
| | Other Manual Transactions | Remittance to BTR of NCS and | 6,762,900.51 | (8,501,668.80) |
| | | Transfer from CF to TL of GSIS pr | 843,973.23 | |
| | | Remittance to GSIS of pers. prem | 843,973.23 | |
| | Deposit of collections - current years expenses | | | (6,349.25) |
| | Deposit of Undeposited Collection of Prior Years | | | (120.00) |
| | Payment for Payable Accounts | | | (25,647,758.06) |
| | Remittance of Authorized Deduction Withheld on Employees (Employee Share) | | | (3,389,043.66) |
| | Remittance of Mandatory Deductions - Employer's Share | | | (1,512,440.88) |
| | Unutilized Notice of Cash Allocation (NCA) | | | (5,278,906.58) |

Total Cash Outflows :

49,092,323.4

(44,336,287.2)

Cash Provided by Operating Activities

4,756,036.2

Cash Provided by Investing Activities

0.0

Cash Provided by Financing Activities

0.0

Total Cash provided by Operating, Investing, Financing Activities

4,756,036.2

Add : Cash Balance Beginning Aug 1 2013

274,981,363.9

Department Of Finance
Central Office
Statement of Cash Flows

Period Ended August 01, 2013 To August 31, 2013


Regular Agency

Cash Balance Ending Aug 31 2013

279,737,400.1


LOLITA R. VERDADERO
Chief Accountant





Department Of Finance
Central Office
Statement of Government Equity
As of August 31, 2013

Regular Agency

| | | |
|--------------------------------------|------------------------|--------------------------------|
| Government Equity, beginning balance | | 1,420,203,742.05 |
| Add: Retained Operating Surplus | | |
| Current Operations | 5,453,777.02 | |
| Adjustment of Prior Years | <u>(44,851,509.72)</u> | <u>(39,397,732.70)</u> |
| Total | | 1,380,806,009.35 |
| Add/Deduct: | | |
| Other Adjustments | | (1,234,391.24) |
| Government Equity, End | | <u>1,379,571,618.11</u> |

Lolita R. Verdadero
LOLITA R. VERDADERO
Chief Accountant