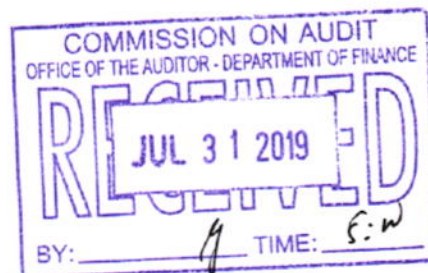




Acctg

Department of Finance
Central Office
Detailed Statement of Financial Position
As of May 31, 2019



ASSETS

Current Assets

Cash and Cash Equivalents

Cash on Hand

Cash - Collecting Officer	12,600.00	
Petty Cash	<u>814,206.67</u>	826,806.67

Cash in Bank - Local Currency

Cash in Bank - Local Currency, Current Account		3,587,500.98
--	--	--------------

Cash in Bank - Foreign Currency

Cash in Bank - Foreign Currency, Savings Account		4,857,022.61
--	--	--------------

Treasury/Agency Cash Accounts

Cash - Treasury/Agency Deposit, Regular	32,056,549.88	
Cash - Modified Disbursement System (MDS), Regular	44,246,390.21	
Cash - Modified Disbursement System (MDS), Special Account	<u>2,078,830.62</u>	<u>78,381,770.71</u> 87,653,100.97

Investments

Financial Assets - Others

Investments in Stocks	3,500.00	
Other Investments	<u>279,244.40</u>	282,744.40

Receivables

Loans and Receivable Accounts

Accounts Receivable		40.04
---------------------	--	-------

Inter-Agency Receivables

Due from National Government Agencies	61,107,734.97	
Due from Government-Owned and/or Controlled Corporations	<u>12,552,163.37</u>	73,659,898.34

Other Receivables

Receivables - Disallowances/Charges	2,246,213.22	
Due from Officers and Employees	93,334.19	
Other Receivables	<u>285,331.87</u>	<u>2,624,879.28</u> 76,284,817.66

Inventories



Department of Finance
Central Office
Detailed Statement of Financial Position
As of May 31, 2019

Inventory Held for Consumption			
Office Supplies Inventory	5,190,522.82		
Accountable Forms, Plates and Stickers Inventory	171,913.33		
Drugs and Medicines Inventory	98,955.11		
Medical, Dental and Laboratory Supplies Inventory	1,767.54		
Fuel, Oil and Lubricants Inventory	14,235.00		
Other Supplies and Materials Inventory	<u>9,466,357.79</u>	14,943,751.59	
Semi-Expendable Machinery and Equipment			
Semi-Expendable Office Equipment	18,900.00		
Semi-Expendable Information and Communications Technology Equipment	<u>110,826.00</u>	129,726.00	
Semi-Expendable Furniture, Fixtures and Books			
Semi-Expendable Furniture and Fixtures	469,830.94		
Semi-Expendable Books	<u>80,479.60</u>	<u>550,310.54</u>	15,623,788.13
Other Assets			
Advances			
Advances to Special Disbursing Officer	3,549,366.82		
Advances to Officers and Employees	<u>3,183,079.89</u>	6,732,446.71	
Prepayments			
Advances to Contractors	20,926,160.67		
Prepaid Insurance	1,397,137.59		
Other Prepayments	<u>5,151,608.50</u>	27,474,906.76	
Deposits			
Deposit on Letters of Credit	4,715,034.27		
Guaranty Deposits	<u>739,480.32</u>	5,454,514.59	
Other Assets			
Other Assets		<u>728,345.67</u>	<u>40,390,213.73</u>
Total Current Assets			220,234,664.89
Non - Current Assets			
Property, Plant and Equipment			



Department of Finance
Central Office
Detailed Statement of Financial Position
As of May 31, 2019

Land			
Land			330,228,352.72
Land Improvements			
Other Land Improvements	2,265,821.50		
Less : Accumulated Depreciation - Other Land Improvements	<u>1,220,639.80</u>		1,045,181.70
Infrastructure Assets			
Power Supply Systems	98,490.84		
Less : Accumulated Depreciation - Power Supply Systems	<u>94,561.79</u>		3,929.05
Buildings and Other Structures			
Buildings	1,063,648,093.55		
Less : Accumulated Depreciation - Buildings	<u>290,704,574.73</u>	772,943,518.82	
Other Structures	41,547,091.83		
Less : Accumulated Depreciation - Other Structures	<u>11,960,079.93</u>	<u>29,587,011.90</u>	802,530,530.72
Machinery and Equipment			
Office Equipment	7,837,265.11		
Less : Accumulated Depreciation - Office Equipment	<u>6,623,495.50</u>	1,213,769.61	
Information and Communication Technology Equipment	297,398,895.67		
Less : Accumulated Depreciation - Information and Communication Technology Equipment	<u>203,251,043.34</u>	94,147,852.33	
Communication Equipment	3,936,839.91		
Less : Accumulated Depreciation - Communication Equipment	<u>2,912,553.00</u>	1,024,286.91	
Military, Police and Security Equipment	4,631,600.00		
Less : Accumulated Depreciation - Military, Police and Security Equipment	<u>659,119.50</u>	3,972,480.50	
Medical Equipment	466,700.00		
Less : Accumulated Depreciation - Medical Equipment	<u>278,951.46</u>	187,748.54	
Sports Equipment	25,000.00		
Less : Accumulated Depreciation - Sports Equipment	<u>23,750.00</u>	1,250.00	
Technical and Scientific Equipment	317,955.36		



Department of Finance
Central Office
Detailed Statement of Financial Position
As of May 31, 2019

Less : Accumulated Depreciation - Technical and Scientific Equipment	80,549.44	237,405.92	
Other Machinery and Equipment	16,918,431.77		
Less : Accumulated Depreciation - Other Machinery and Equipment	8,064,392.10	8,854,039.67	109,638,833.48
Transportation Equipment			
Motor Vehicles	52,256,999.37		
Less : Accumulated Depreciation - Motor Vehicles	31,879,637.58		20,377,361.79
Furniture, Fixtures and Books			
Furniture and Fixtures	70,432,517.56		
Less : Accumulated Depreciation - Furniture and Fixtures	10,227,415.72	60,203,601.84	
Less : Accumulated Impairment Losses - Furniture and Fixtures	1,500.00	60,203,601.84	
Books	1,727,075.05		
Less : Accumulated Depreciation - Books	1,316,480.72	410,594.33	60,614,196.17
Construction in Progress			
Construction in Progress - Buildings and Other Structures			332,035,716.03
Other Property, Plant and Equipment			
Other Property, Plant and Equipment	12,082,559.11		
Less : Accumulated Depreciation - Other Property, Plant and Equipment	11,102,207.07	980,352.04	1,657,454,453.70
Intangible Assets			
Intangible Assets			
Computer Software	41,766,474.73		
Less : Accumulated Amortization - Computer Software	24,705,453.38		17,061,021.35
Total Non - Current Assets			1,674,515,475.05
TOTAL ASSETS			1,894,750,139.94
LIABILITIES			
Deferred Credits/Unearned Income			
Current Liabilities			
Financial Liabilities			
Payables			



Department of Finance
Central Office
Detailed Statement of Financial Position
As of May 31, 2019

Accounts Payable	6,360,027.46	
Due to Officers and Employees	<u>1,560,819.80</u>	7,920,847.26
Inter-Agency Payables		
Inter-Agency Payables		
Due to BIR	6,952,747.70	
Due to GSIS	3,982,880.36	
Due to Pag-IBIG	417,352.69	
Due to PhilHealth	344,932.20	
Due to NGAs	634,226.42	
Due to GOCCs	<u>1,767,272.20</u>	14,099,411.57
Trust Liabilities		
Trust Liabilities		
Trust Liabilities	43,507.39	
Guaranty/Security Deposits Payable	<u>45,864,098.24</u>	45,907,605.63
Deferred Credits		
Other Deferred Credits		15,135.39
Other Payables		
Other Payables		
Other Payables		<u>3,664,275.51</u>
Total Current Liabilities		<u>71,607,275.36</u>
TOTAL LIABILITIES		71,607,275.36
TOTAL ASSETS LESS TOTAL LIABILITIES		<u>1,823,142,864.58</u>
EQUITY		
Net Asset/Equity		
Net Asset/Equity		
Accumulated Surplus/(Deficit)		<u>1,823,142,864.58</u>
TOTAL NET ASSETS/EQUITY		<u>1,823,142,864.58</u>



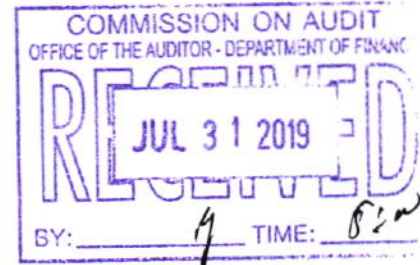
Department of Finance
Central Office
Detailed Statement of Financial Position
As of May 31, 2019

CUSTODIAL FUNDS - TRUST RECEIPTS -
INTER-AGENCY TRANSFERRED FUND (IATF)
CUSTODIAL FUNDS - TRUST RECEIPTS - RECEIPTS
DEPOSITED WITH THE NATIONAL TREASURY OTHER
THAN IATF
GENERAL FUND - AUTOMATIC APPROPRIATIONS -
GERMANY
GENERAL FUND - AUTOMATIC APPROPRIATIONS -
INTERNATIONAL BANK OF RECONSTRUCTION AND
DEVELOPMENT (IBRD)
GENERAL FUND - AUTOMATIC APPROPRIATIONS -
JAPAN
GENERAL FUND - AUTOMATIC APPROPRIATIONS -
RETIREMENT AND LIFE INSURANCE PREMIUMS
GENERAL FUND - CONTINUING APPROPRIATIONS -
CONTINGENT FUND
GENERAL FUND - CONTINUING APPROPRIATIONS -
E-GOVERNMENT FUND
GENERAL FUND - CONTINUING APPROPRIATIONS -
INTERNATIONAL COMMITMENTS FUND
GENERAL FUND - CONTINUING APPROPRIATIONS -
SPECIFIC BUDGETS OF NATIONAL GOVERNMENT
AGENCIES
GENERAL FUND - NEW GENERAL APPROPRIATIONS -
CONTINGENT FUND
GENERAL FUND - NEW GENERAL APPROPRIATIONS -
E-GOVERNMENT FUND
GENERAL FUND - NEW GENERAL APPROPRIATIONS -
INTERNATIONAL COMMITMENTS FUND
GENERAL FUND - NEW GENERAL APPROPRIATIONS -
MISCELLANEOUS PERSONNEL BENEFITS FUND
GENERAL FUND - NEW GENERAL APPROPRIATIONS -
PENSION AND GRATUITY FUND
GENERAL FUND - NEW GENERAL APPROPRIATIONS -
SPECIFIC BUDGETS OF NATIONAL GOVERNMENT
AGENCIES
GENERAL FUND - SUPPLEMENTAL APPROPRIATIONS -
SPECIFIC BUDGETS OF NATIONAL GOVERNMENT
AGENCIES



licafg

Department of Finance
Central Office
Detailed Statement of Financial Performance
As of May 31, 2019



Revenue			
Service and Business Income			
Service Income			
Clearance and Certification Fees	51,150.00		
Processing Fees	<u>2,255,718.70</u>	2,306,868.70	
Business Income			
Interest Income	<u>4,279.25</u>	<u>4,279.25</u>	2,311,147.95
Shares, Grants and Donations			
Grants and Donations			
Income from Grants and Donations in Kind	<u>3,981,073.36</u>		3,981,073.36
Gains			
Gains			
Sale of Unserviceable Property	<u>43,500.00</u>		43,500.00
Other Non-Operating Income			
Miscellaneous Income			
Miscellaneous Income	<u>767,223.40</u>		<u>767,223.40</u>
Total Revenue			<u>7,102,944.71</u>
Less: Current Operating Expenses			
Personnel Services			
Salaries and Wages			
Salaries and Wages - Regular	118,765,066.14		
Salaries and Wages - Casual/Contractual	<u>4,942,620.71</u>	123,707,686.85	
Other Compensation			
Personal Economic Relief Allowance (PERA)	4,611,087.43		
Representation Allowance (RA)	3,289,250.00		
Transportation Allowance (TA)	2,393,750.00		
Clothing/Uniform Allowance	1,308,000.00		
Subsistence Allowance	7,825.00		
Laundry Allowance	1,067.02		
Hazard Pay	66,112.07		
Overtime and Night Pay	182,391.05		



Department of Finance
Central Office
Detailed Statement of Financial Performance
As of May 31, 2019

Other Bonuses and Allowances	23,253,519.00	35,113,001.57	
Personnel Benefit Contributions			
Retirement and Life Insurance Premiums	11,306,021.95		
Pag-IBIG Contributions	189,800.00		
PhilHealth Contributions	842,853.60		
Employees Compensation Insurance Premiums	188,900.00	12,527,575.55	
Other Personnel Benefits			
Terminal Leave Benefits	48,330.32		
Other Personnel Benefits	111,644.18	159,974.50	171,508,238.47
Maintenance and Other Operating Expenses			
Traveling Expenses			
Traveling Expenses - Local	622,094.13		
Traveling Expenses - Foreign	5,633,023.61	6,255,117.74	
Training and Scholarship Expenses			
Training Expenses	2,100,513.77	2,100,513.77	
Supplies and Materials Expenses			
Office Supplies Expenses	2,281,740.83		
Accountable Forms Expenses	32,809.00		
Drugs and Medicines Expenses	87,743.95		
Medical, Dental and Laboratory Supplies Expenses	27,193.75		
Fuel, Oil and Lubricants Expenses	531,841.98		
Semi-Expendable Machinery and Equipment Expenses	466,223.28		
Semi-Expendable Furniture, Fixtures and Books Expenses	119,100.00		
Other Supplies and Materials Expenses	200,843.00	3,747,495.79	
Utility Expenses			
Water Expenses	1,411,243.41		
Electricity Expenses	9,664,742.48	11,075,985.89	
Communication Expenses			
Postage and Courier Services	125,876.11		
Telephone Expenses	2,348,126.87		
Internet Subscription Expenses	282,206.00	2,756,208.98	



Department of Finance
Central Office
Detailed Statement of Financial Performance
As of May 31, 2019

Confidential, Intelligence and Extraordinary Expenses			
Extraordinary and Miscellaneous Expenses	<u>1,285,729.03</u>	1,285,729.03	
Professional Services			
Legal Services	500.00		
Consultancy Services	3,839,600.00		
Other Professional Services	<u>5,264,268.36</u>	9,104,368.36	
General Services			
Janitorial Services	<u>394,742.05</u>	394,742.05	
Repairs and Maintenance			
Repairs and Maintenance - Buildings and Other Structures	437,778.00		
Repairs and Maintenance - Machinery and Equipment	7,400.00		
Repairs and Maintenance - Transportation Equipment	<u>607,175.44</u>	1,052,353.44	
Taxes, Insurance Premiums and Other Fees			
Taxes, Duties and Licenses	156,193.07		
Fidelity Bond Premiums	76,529.56		
Insurance Expenses	<u>1,640,624.14</u>	1,873,346.77	
Other Maintenance and Operating Expenses			
Advertising Expenses	295,724.64		
Printing and Publication Expenses	3,762.00		
Representation Expenses	666,153.25		
Rent/Lease Expenses	270,000.00		
Membership Dues and Contributions to Organizations	150,000.00		
Subscription Expenses	230,233.20		
Donations	695,946.02		
Other Maintenance and Operating Expenses	<u>1,323,464.82</u>	<u>3,635,283.93</u>	43,281,145.75
Non-Cash Expenses			
Depreciation			
Depreciation - Land Improvements	58,963.93		
Depreciation - Buildings and Other Structures	10,681,285.58		
Depreciation - Machinery and Equipment	8,102,007.52		
Depreciation - Transportation Equipment	1,789,036.50		



Department of Finance
Central Office
Detailed Statement of Financial Performance
As of May 31, 2019

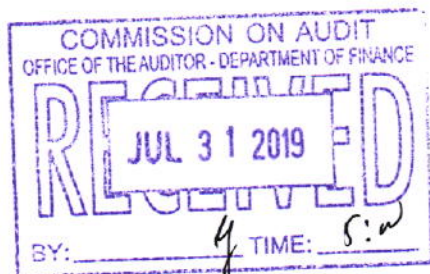
Depreciation - Furniture, Fixtures and Books	1,417,322.28	22,048,615.81	
Amortization			
Amortization - Intangible Assets	1,594,267.85	1,594,267.85	23,642,883.66
Total Operating Expenses			<u>238,432,267.88</u>
Surplus/(Deficit) from Current Operations			<u>(231,329,323.17)</u>
Financial Assistance/Subsidy from LGUs, GOCCs			
Subsidy from National Government	364,178,803.27		364,178,803.27
Gains			
Gain on Foreign Exchange (FOREX)	167,557.18		
Gain on Sale of Property, Plant and Equipment	115,143.53	282,700.18	
Losses			
Loss on Foreign Exchange (FOREX)	265,270.69		
Loss of Assets	2949.53	(268,220.22)	14,479.96
Surplus/(Deficit) for the period			<u><u>132,863,960.06</u></u>

CUSTODIAL FUNDS - TRUST RECEIPTS - INTER-AGENCY TRANSFERRED FUND (IATF)
CUSTODIAL FUNDS - TRUST RECEIPTS - RECEIPTS DEPOSITED WITH THE NATIONAL TREASURY OTHER THAN IATF
GENERAL FUND - AUTOMATIC APPROPRIATIONS - GERMANY
GENERAL FUND - AUTOMATIC APPROPRIATIONS - INTERNATIONAL BANK OF RECONSTRUCTION AND DEVELOPMENT (IBRD)
GENERAL FUND - AUTOMATIC APPROPRIATIONS - JAPAN
GENERAL FUND - AUTOMATIC APPROPRIATIONS - RETIREMENT AND LIFE INSURANCE PREMIUMS
GENERAL FUND - CONTINUING APPROPRIATIONS - CONTINGENT FUND
GENERAL FUND - CONTINUING APPROPRIATIONS - E-GOVERNMENT FUND
GENERAL FUND - CONTINUING APPROPRIATIONS - INTERNATIONAL COMMITMENTS FUND
GENERAL FUND - CONTINUING APPROPRIATIONS - SPECIFIC BUDGETS OF NATIONAL GOVERNMENT AGENCIES
GENERAL FUND - NEW GENERAL APPROPRIATIONS - CONTINGENT FUND
GENERAL FUND - NEW GENERAL APPROPRIATIONS - E-GOVERNMENT FUND
GENERAL FUND - NEW GENERAL APPROPRIATIONS - INTERNATIONAL COMMITMENTS FUND
GENERAL FUND - NEW GENERAL APPROPRIATIONS - MISCELLANEOUS PERSONNEL BENEFITS FUND
GENERAL FUND - NEW GENERAL APPROPRIATIONS - PENSION AND GRATUITY FUND
GENERAL FUND - NEW GENERAL APPROPRIATIONS - SPECIFIC BUDGETS OF NATIONAL GOVERNMENT AGENCIES
GENERAL FUND - SUPPLEMENTAL APPROPRIATIONS - SPECIFIC BUDGETS OF NATIONAL GOVERNMENT AGENCIES



ack

Department of Finance
Central Office
Detailed Statement of Cash Flows
For The Period May 01, 2019 To May 31, 2019



CASH FLOWS FROM OPERATING ACTIVITIES

Cash Inflows

Receipt of Notice of Cash Allocation (NCA)	77,594,226.00
Receipt of Notice of Cash Allocation (NCA)	77,594,226.00
Collection of Income/Revenues	796,477.04
Collection of Service Income	796,477.04
Other Receipts	29,086,729.57
Adjustment on Foreign Exchange Rate	30,231.61
Cancellation of Checks issued during the year	2,160.00
Collection of Overpayment of Expenses - Unbilled	132.50
Collection of Personal Accounts	99,025.01
Collection of Receivables from GOCCs	17,634,822.46
Refund of Cash Advance	213,209.84
Sale of Valueless Records	34,655.08
Set-up for the Constructive Receipt of Cash for Remittances thru TRA	11,072,493.07
Total Cash Inflows	107,477,432.61

Cash Outflows

Payment of Expenses	(1,369,632.97)
Payment for Communication Expenses	(531,489.04)
Payment for Other Maintenance and Other Operating Expenses	(162,492.44)
Payment for Training and Scholarship Expenses	(197,625.00)
Payment for Utility Expenses	(478,026.49)
Purchase of Inventories	(966,720.00)
Payment for Purchase of Inventories, Supplies and Materials Directly Issued to End-User	(966,720.00)
Grant of Cash Advances	(1,014,465.00)
Grant of Cash Advance	(1,014,465.00)
Prepayments	(35,642.34)
Payment for Prepayments	(35,642.34)
Remittance of Personnel Benefit Contributions and Mandatory Deductions	(19,527.89)
Payment of Salaries and Wages thru Bank	(19,527.89)
Other Disbursements	(82,700,966.83)
Grant of Cash Advance for Travel and SDO	(1,959,378.78)
Payment / Reimbursement of Traveling Expenses	(3,220,650.56)



Department of Finance
Central Office
Detailed Statement of Cash Flows
For The Period May 01, 2019 To May 31, 2019

Payment /Reimbursement of Miscellaneous, Extraordinary and Confidential Expenses	(332,200.00)
Payment for Prepayments	(7,500.00)
Payment for Professional Services	(1,164,000.00)
Payment for Repairs and Maintenance of Transportation Equipment	(344,063.96)
Payment for the Purchase of Property, Plant and Equipment	(720,771.44)
Payment for the Purchase of Semi-Expendable Furniture, Fixtures and Books	(112,719.65)
Payment for the Purchase of Semi-Expendable Machinery and Equipment	(250,723.09)
Payment for Utilities Expenses	(2,399,990.84)
Payment of Communication Expenses	(312,000.00)
Payment of Other Maintenance and Other Operating Expenses (MOOE)	(1,460,862.22)
Payment of Other Personnel Benefits	(7,250.00)
Payment of Professional and Other Professional Services	(2,371,751.80)
Payment of Salaries, Allowances, Bonus and Other Compensation	(41,181,908.49)
Payment of Taxes, Insurance Premiums and Other fees	(6,945.00)
Payment of Training and Scholarship Expenses	(236,981.70)
Payment/Reimbursement for Purchase of Inventory Items Directly Issued to End-users	(292,581.51)
Payment/Reimbursement for Repairs and Maintenance	(227,425.47)
Payment/Reimbursement of Travelling Expenses	(1,040,588.29)
Purchase of Property, Plant and Equipment	(853,678.57)
Refund of Discount/Unused Reservation/Guaranty Deposit / Retention Fee	(1,206,587.10)
Refund of GSIS, Pag-ibig, Philhealth and other Contributions deducted from the salaries	(600,932.21)
Remittance of salary deductions based in individual ADA issued to BIR, GSIS, PHIC,HDMF and	(1,974,814.69)
Remittance of salary deductions based in individual checks issued to BIR, GSIS, PHIC,HDMF	(9,089,283.08)
Remittance of Taxes thru Tax Remittance Advice (TRA)	(11,072,493.07)
Remittance of Taxes Withheld from Suppliers, Contractors and Other Creditors thru Credit	(93,290.73)
Replenishment of Petty Cash	(159,594.58)
Total Cash Outflows	<u>(86,106,955.03)</u>
Cash Provided by (Used in) Operating Activities	<u>21,370,477.58</u>
Total Cash provided by Operating, Investing and Financing Activities	21,370,477.58
Add : Cash Balance, Beginning May 1 2019	<u>66,282,623.39</u>



Department of Finance
Central Office
Detailed Statement of Cash Flows
For The Period May 01, 2019 To May 31, 2019

Cash Balance, Ending May 31 2019

87,653,100.97

CUSTODIAL FUNDS - TRUST RECEIPTS - INTER-AGENCY TRANSFERRED FUND (IATF)
CUSTODIAL FUNDS - TRUST RECEIPTS - RECEIPTS DEPOSITED WITH THE NATIONAL TREASURY OTHER THAN IATF
GENERAL FUND - AUTOMATIC APPROPRIATIONS - GERMANY
GENERAL FUND - AUTOMATIC APPROPRIATIONS - INTERNATIONAL BANK OF RECONSTRUCTION AND DEVELOPMENT (IBRD)
GENERAL FUND - AUTOMATIC APPROPRIATIONS - JAPAN
GENERAL FUND - AUTOMATIC APPROPRIATIONS - RETIREMENT AND LIFE INSURANCE PREMIUMS
GENERAL FUND - CONTINUING APPROPRIATIONS - CONTINGENT FUND
GENERAL FUND - CONTINUING APPROPRIATIONS - E-GOVERNMENT FUND
GENERAL FUND - CONTINUING APPROPRIATIONS - INTERNATIONAL COMMITMENTS FUND
GENERAL FUND - CONTINUING APPROPRIATIONS - SPECIFIC BUDGETS OF NATIONAL GOVERNMENT AGENCIES
GENERAL FUND - NEW GENERAL APPROPRIATIONS - CONTINGENT FUND
GENERAL FUND - NEW GENERAL APPROPRIATIONS - E-GOVERNMENT FUND
GENERAL FUND - NEW GENERAL APPROPRIATIONS - INTERNATIONAL COMMITMENTS FUND
GENERAL FUND - NEW GENERAL APPROPRIATIONS - MISCELLANEOUS PERSONNEL BENEFITS FUND
GENERAL FUND - NEW GENERAL APPROPRIATIONS - PENSION AND GRATUITY FUND
GENERAL FUND - NEW GENERAL APPROPRIATIONS - SPECIFIC BUDGETS OF NATIONAL GOVERNMENT AGENCIES
GENERAL FUND - SUPPLEMENTAL APPROPRIATIONS - SPECIFIC BUDGETS OF NATIONAL GOVERNMENT AGENCIES

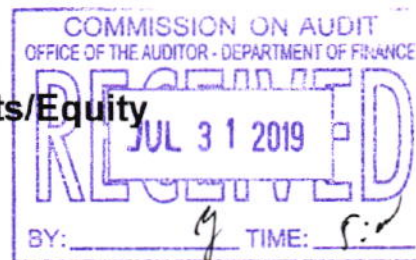


Department of Finance

Central Office

Statement of Changes in Net Assets/Equity

As of May 31, 2019



	Total net assets/equity
Balance at December 31, 2018	1,753,263,620.09
Changes in accounting policy	0.00
Prior Period Adjustments/Unrecorded Income and Expenses	(45,807,823.76)
Other Adjustments	(6,562.50)
Restated balance	1,707,449,233.83
Changes in net assets/equity for 2019	
Surplus for the period	132,863,960.06
Adjustment of net revenue recognized directly in net assets/equity	0.00
Others	(17,170,329.31)
Total recognized revenue and expense for the period	115,693,630.75
Balance at May 31, 2019	1,823,142,864.58

CUSTODIAL FUNDS - TRUST RECEIPTS -
INTER-AGENCY TRANSFERRED FUND (IATF)
CUSTODIAL FUNDS - TRUST RECEIPTS - RECEIPTS
DEPOSITED WITH THE NATIONAL TREASURY OTHER
THAN IATF
GENERAL FUND - AUTOMATIC APPROPRIATIONS -
GERMANY
GENERAL FUND - AUTOMATIC APPROPRIATIONS -
INTERNATIONAL BANK OF RECONSTRUCTION AND
DEVELOPMENT (IBRD)
GENERAL FUND - AUTOMATIC APPROPRIATIONS -
JAPAN
GENERAL FUND - AUTOMATIC APPROPRIATIONS -
RETIREMENT AND LIFE INSURANCE PREMIUMS
GENERAL FUND - CONTINUING APPROPRIATIONS -
CONTINGENT FUND
GENERAL FUND - CONTINUING APPROPRIATIONS -
E-GOVERNMENT FUND
GENERAL FUND - CONTINUING APPROPRIATIONS -
INTERNATIONAL COMMITMENTS FUND
GENERAL FUND - CONTINUING APPROPRIATIONS -
SPECIFIC BUDGETS OF NATIONAL GOVERNMENT
AGENCIES
GENERAL FUND - NEW GENERAL APPROPRIATIONS -
CONTINGENT FUND
GENERAL FUND - NEW GENERAL APPROPRIATIONS -
E-GOVERNMENT FUND
GENERAL FUND - NEW GENERAL APPROPRIATIONS -
INTERNATIONAL COMMITMENTS FUND
GENERAL FUND - NEW GENERAL APPROPRIATIONS -
MISCELLANEOUS PERSONNEL BENEFITS FUND
GENERAL FUND - NEW GENERAL APPROPRIATIONS -
PENSION AND GRATUITY FUND
GENERAL FUND - NEW GENERAL APPROPRIATIONS -
SPECIFIC BUDGETS OF NATIONAL GOVERNMENT
AGENCIES
GENERAL FUND - SUPPLEMENTAL APPROPRIATIONS -
SPECIFIC BUDGETS OF NATIONAL GOVERNMENT
AGENCIES