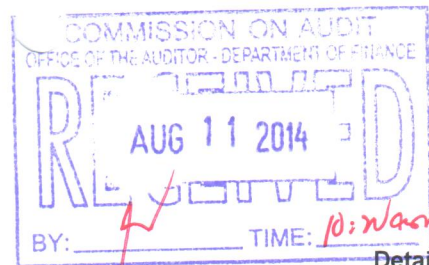


**Department Of Finance**  
Central Office  
**Balance Sheet**  
As of April 30, 2014



Detailed  
Regular Agency

**ASSETS**

**Current Assets**

**Cash**

**Cash on Hand**

Petty Cash Fund	419,999.50	
-----------------	------------	--

**Cash in National Treasury**

Cash - National Treasury, Modified Disbursement System (MDS)	10,229,793.89	
--	---------------	--

**Cash in Banks - Local Currency**

Cash in Bank - Local Currency, Current Account	85,953,809.45	96,603,602.84
--	---------------	---------------

**Receivables**

**Receivable Accounts**

Due from Officers and Employees	50,210.02	
Advances to Officers and Employees	4,046,114.50	4,096,324.52

**Inter - Agency Receivables**

Due from NGAs	22,958,521.06	
Due from GOCCs	157,700.00	23,116,221.06

**Other Receivables**

Receivables - Disallowances/Charges	2,263,579.61	
Other Receivables	287,958.68	2,551,538.29
		29,764,083.87

**Inventories**

**Supplies**

Office Supplies Inventory	11,006,733.41	
Accountable Forms Inventory	68,475.73	
Drugs and Medicine Inventory	3,110.78	
Medical, Dental and Laboratory Supplies Inventory	1,767.54	
Gasoline, Oil and Lubricants Inventory	14,235.00	
Other Supplies Inventory	282,271.22	

**Department Of Finance**  
**Central Office**  
**Balance Sheet**  
As of April 30, 2014

**Detailed**  
**Regular Agency**

Spare Parts Inventory	10,000.00		11,386,593.68
Prepayments			
Prepaid Insurance		253,727.37	
Advances to Contractors		9,565,274.29	
Other Prepaid Expenses		<u>3,493,551.07</u>	<u>13,312,552.73</u>
			151,066,833.12
Investment			
Investment in Securities			
Investments in Stocks		3,500.00	
Other Investments and Marketable Securities		<u>279,244.40</u>	282,744.40
Property, Plant and Equipment			
Land and Land Improvements			
Land		329,268,352.72	
Land Improvements	11,072,300.00		
Less : Accumulated Depreciation - Land Improvements	<u>4,881,701.25</u>	6,190,598.75	
Electrification, Power and Energy Structures	98,490.84		
Less : Accumulated Depreciation - Electrification, Power and Energy Structures	<u>40,627.49</u>	<u>57,863.35</u>	335,516,814.82
Buildings			
Office Buildings	670,605,860.30		
Less : Accumulated Depreciation - Office Buildings	<u>233,203,093.62</u>	437,402,766.68	
Other Structures	41,547,091.83		
Less : Accumulated Depreciation - Other Structures	<u>6,174,967.33</u>	<u>35,372,124.50</u>	472,774,891.18
Office Equipment, Furniture and Fixtures			
Office Equipment	11,978,852.98		
Less : Accumulated Depreciation - Office Equipment	<u>10,684,493.74</u>	1,294,359.24	
Furniture and Fixtures	29,619,118.31		
Less : Accumulated Depreciation - Furniture and Fixtures	<u>9,945,920.97</u>	19,673,197.34	
IT Equipment and Software	201,330,297.27		

**Department Of Finance**  
**Central Office**  
**Balance Sheet**  
**As of April 30, 2014**

**Detailed  
Regular Agency**

Less : Accumulated Depreciation - IT Equipment	<u>107,794,386.45</u>	93,535,910.82	
Library Books	1,395,749.65		
Less : Accumulated Depreciation - Library Books	<u>642,534.45</u>	<u>753,215.20</u>	115,256,682.60
<b>Machineries and Equipment</b>			
Communication Equipment	4,156,031.99		
Less : Accumulated Depreciation - Communication Equipment	<u>2,206,878.28</u>	1,949,153.71	
Firefighting Equipment and Accessories	50,514.40		
Less : Accumulated Depreciation - Firefighting Equipment and Accessories	<u>39,923.84</u>	10,590.56	
Medical, Dental and Laboratory Equipment	541,590.00		
Less : Accumulated Depreciation - Medical, Dental and Laboratory Equipment	<u>196,616.30</u>	344,973.70	
Military and Police Equipment	1,682,428.46		
Less : Accumulated Depreciation - Military and Police Equipment	<u>1,514,185.61</u>	168,242.85	
Sports Equipment	6,950.00		
Less : Accumulated Depreciation - Sports Equipment	<u>5,976.57</u>	973.43	
Technical and Scientific Equipment	3,301,979.50		
Less : Accumulated Depreciation - Technical and Scientific Equipment	<u>3,053,633.44</u>	248,346.06	
Other Machineries and Equipment	7,102,758.70		
Less : Accumulated Depreciation - Other Machineries and Equipment	<u>2,384,054.74</u>	<u>4,718,703.96</u>	7,440,984.27
<b>Transportation Equipment</b>			
Motor Vehicles	24,910,996.00		
Less : Accumulated Depreciation - Motor Vehicles	<u>14,880,618.89</u>		10,030,377.11
<b>Other Property, Plant and Equipment</b>			
Other Property, Plant and Equipment	12,164,092.11		
Less : Accumulated Depreciation - Other Property, Plant and Equipment	<u>10,819,211.81</u>		1,344,880.30
<b>Construction in Progress</b>			
<b>Agency Assets</b>			
Construction in Progress - Agency Assets		<u>161,814,727.26</u>	1,104,179,357.54

**Department Of Finance**  
Central Office  
**Balance Sheet**  
As of April 30, 2014

**Detailed  
Regular Agency**


Other Assets			
Other Assets			<u>728,390.67</u>
<b>TOTAL ASSETS</b>			<u><u>1,256,257,325.73</u></u>
<b>LIABILITIES</b>			
Current Liabilities			
Payable Accounts			
Accounts Payable	4,931,376.59		
Due to Officers and Employees	<u>328,873.46</u>	5,260,250.05	
Inter - Agency Payables			
Due to National Treasury	48,001.09		
Due to BIR	3,677,318.86		
Due to GSIS	2,724,115.50		
Due to PAG-IBIG	307,568.71		
Due to PHILHEALTH	241,426.39		
Due to Other NGAs	1,472,865.43		
Due to Other GOCCs	<u>1,572,175.93</u>	10,043,471.91	
Intra - Agency Payables			
Due to Central Office		957.14	
Other Liability Accounts			
Guaranty Deposits Payable	7,113,840.57		
Performance/Bidders/Bail Bonds Payable	9,000.00		
Other Payables	<u>1,649,131.73</u>	<u>8,771,972.30</u>	<u>24,076,651.40</u>
<b>TOTAL LIABILITIES</b>			24,076,651.40
<b>EQUITY</b>			
Government Equity			
Government Equity			<u>1,232,180,674.33</u>
<b>TOTAL EQUITY</b>			<u>1,232,180,674.33</u>
<b>TOTAL LIABILITIES AND EQUITY</b>			<u><u>1,256,257,325.73</u></u>

Department Of Finance  
Central Office  
**Balance Sheet**  
As of April 30, 2014

Detailed  
Regular Agency

  
**LOLITA R. VERDADERO**  
Chief Accountant

**Department Of Finance**  
Central Office  
**Statement of Income and Expenses**  
For the period ending April 30, 2014



Detailed  
Regular Agency

Income			
General Income Accounts			
Subsidy Income			
Subsidy Income from National Government		160,722,455.69	
Other Income			
Miscellaneous Income		<u>76,000.00</u>	<u>160,798,455.69</u>
<b>Gross Income</b>			<u>160,798,455.69</u>
Less: Expenses			
Personal Services			
Salaries and Wages			
Salaries and Wages - Regular	47,368,391.27		
Salaries and Wages - Contractual	<u>62,209.20</u>	47,430,600.47	
Other Compensation			
Personnel Economic Relief Allowance (PERA)	2,803,459.58		
Representation Allowance (RA)	2,183,500.00		
Transportation Allowance (TA)	1,557,500.00		
Clothing/Uniform Allowance	1,256,000.00		
Subsistence, Laundry and Quarter Allowance	5,552.26		
Honoraria	36,455.40		
Hazard Pay	31,664.50		
Overtime and Night Pay	<u>162,292.17</u>	8,036,423.91	
Personnel Benefits Contributions			
Life and Retirement Insurance Contributions	5,634,550.93		
PAG-IBIG Contributions	140,100.00		
PHILHEALTH Contributions	392,150.00		
ECC Contributions	<u>141,673.00</u>	6,308,473.93	
Other Personnel Benefits			



**Department Of Finance**  
**Central Office**  
**Statement of Income and Expenses**  
For the period ending April 30, 2014

			Detailed Regular Agency
Terminal Leave Benefits	1,471,902.77		
Other Personnel Benefits	<u>209,000.00</u>	<u>1,680,902.77</u>	63,456,401.08
Maintenance and Other Operating Expenses			
Travelling Expenses			
Travelling Expenses - Local	569,532.14		
Travelling Expenses - Foreign	<u>2,111,522.42</u>	2,681,054.56	
Training and Scholarship Expenses			
Training Expenses		1,075,161.48	
Supplies and Material Expenses			
Office Supplies Expenses	1,186,346.70		
Accountable Forms Expenses	59,814.00		
Medical, Dental and Laboratory Supplies Expenses	18,670.00		
Gasoline, Oil and Lubricants Expenses	256,153.05		
Other Supplies Expenses	<u>413,068.50</u>	1,934,052.25	
Utility Expenses			
Water Expenses	799,944.00		
Electricity Expenses	<u>6,142,373.42</u>	6,942,317.42	
Communication Expenses			
Postage and Deliveries	137,486.00		
Telephone Expenses - Landline	480,404.14		
Telephone Expenses - Mobile	435,561.92		
Internet Expenses	<u>766,080.00</u>	1,819,532.06	
Advertising Expenses			
Advertising Expenses		387,524.60	
Printing and Binding Expenses			
Printing and Binding Expenses		56,744.00	
Rent Expenses			

**Department Of Finance**  
**Central Office**  
**Statement of Income and Expenses**  
For the period ending April 30, 2014

**Detailed  
Regular Agency**

Rent Expenses		1,490,090.00
Representation Expenses		
Representation Expenses		457,541.17
Subscriptions Expenses		
Subscriptions Expenses		343,433.00
Professional Services		
Consultancy Services	1,874,285.88	
Janitorial Services	1,221,175.01	
Security Services	965,674.80	
Other Professional Services	<u>651,464.55</u>	4,712,600.24
Repair and Maintenance		
Buildings		
Repairs and Maintenance - Office Buildings	2,065,365.95	
Office Equipment, Furniture and Fixtures		
Repairs and Maintenance - Office Equipment	1,745.00	
Repairs and Maintenance - IT Equipment and Software	<u>307,000.00</u>	308,745.00
Transportation Equipment		
Repairs and Maintenance - Motor Vehicles	<u>150,561.20</u>	2,524,672.15
Confidential, Intelligence, Extraordinary and Misc Expenses		
Extraordinary Expenses	374,166.26	
Miscellaneous Expenses	<u>450,000.00</u>	824,166.26
Taxes, Insurance Premiums and Other Fees		
Taxes, Duties and Licenses	379,901.68	
Fidelity Bond Premiums	2,121.00	
Insurance Expenses	<u>583,604.45</u>	965,627.13
Non-Cash Expenses		
Depreciation		



**Department Of Finance**  
**Central Office**  
**Statement of Income and Expenses**  
For the period ending April 30, 2014


**Detailed**  
**Regular Agency**

Land Improvements			
Depreciation - Land Improvements		26,889.00	
Buildings			
Depreciation - Office Buildings	6,826,482.16		
Depreciation - Other Structures	<u>234,142.87</u>	7,060,625.03	
Office Equipment - Furniture and Fixtures			
Depreciation - Office Equipment	20,971.74		
Depreciation - Furniture and Fixtures	243,896.77		
Depreciation - IT Equipment	8,194,021.85		
Depreciation - Library Books	<u>23,336.42</u>	8,482,226.78	
Machineries and Equipment			
Depreciation - Communication Equipment	88,532.08		
Depreciation - Firefighting Equipment and Accessories	402.88		
Depreciation - Medical, Dental and Laboratory Equipment	10,724.76		
Depreciation - Other Machineries and Equipment	<u>157,872.03</u>	257,531.75	
Transportation Equipment			
Depreciation - Motor Vehicles		877,717.24	
Other Property, Plant and Equipment			
Depreciation - Other Property, Plant and Equipment		<u>5,088.00</u>	16,710,077.80
Other Maintenance and Other Operating Expenses			
Other Maintenance and Other Operating Expenses		<u>6,230,683.91</u>	<u>49,155,278.03</u>
<b>Total Operating Expenses</b>			<u><u>112,611,679.11</u></u>
<b>Net Income (Loss)</b>			<u><u>48,186,776.58</u></u>

*Lolita R. Verdadero*  
**LOLITA R. VERDADERO**  
**Chief Accountant**

Arch

**Department Of Finance**  
Central Office  
**Statement of Cash Flows**  
Period Ended April 01, 2014 To April 30, 2014



**Cash Flow from Operating Activities :**

**Cash Inflows :**

Other Manual Transactions	16,678.66	
Collection of Other Income	23,500.00	
Collection of Receivables	75,874.28	
Receipt of Notice of Cash Allocation (NCA)	39,599,693.00	
Refund of unutilized cash advance	22,592.66	
Set-up Payables for Various Expenses/Expenditures	<u>70,000.00</u>	
<b>Total Cash Inflows :</b>		<b>39,808,338.60</b>

**Cash OutFlows :**

Other Manual Transactions	(92,552.94)	
Deposit of collections - current years expenses	(2,672.57)	
Deposit of collections - prior years expenses	(20,000.00)	
Net interest earned from Local Currency deposit of Foreign Grants for remittance to the National Tre	(360,947.58)	
Net interest earned on Special Accounts for remittance to the National Treasury	(203,479.36)	
Payment for Payable Accounts	(26,338,981.38)	
Remittance of Authorized Deduction Withheld on Employees (Employee Share)	(3,508,955.91)	
Remittance of Mandatory Deductions - Employer's Share	(1,545,889.96)	
Unutilized Special Accounts for remittance to the National Treasury	<u>(7,423,556.05)</u>	
<b>Total Cash Outflows :</b>		<b><u>(39,497,035.75)</u></b>

**Cash Provided by Operating Activities** **311,302.85**

**Cash Provided by Investing Activities** **0.00**

**Cash Provided by Financing Activities** **0.00**

**Total Cash provided by Operating, Investing, Financing Activities** **311,302.85**

**Add : Cash Balance Beginning Apr 1 2014** **96,292,299.99**

Department Of Finance  
Central Office  
**Statement of Cash Flows**

Period Ended April 01, 2014 To April 30, 2014

Regular Agency

Cash Balance Ending Apr 30 2014

96,603,602.84

  
**LOLITA R. VERDADERO**  
Chief Accountant

Acetz

Government Equity, beginning balance		1,220,134,522.78
Add: Retained Operating Surplus		
Current Operations	48,186,776.58	
Adjustment of Prior Years	<u>(36,140,625.03)</u>	<u>12,046,151.55</u>
Total		<b>1,232,180,674.33</b>
Other Adjustments		
Government Equity, End		

*Lolita R. Verdadero*  
**LOLITA R. VERDADERO**  
Chief Accountant

