





Department of Finance - Office of the Secretary Financial Performance Report As of September 30, 2017 ALL FUNDS In Thousand Pesos												
I. EXPENDITURES												
FUND SOURCE	FY 2017 APPROPRIATIONS (Full Year)	ALLOTMENTS RECEIVED				As of September 30, 2017				TOTAL	UTILIZATION RATE (In %)	REMARKS
		PS	MOOE	CO	TOTAL	PS	MOOE	CO	TOTAL			
Current Year Budget												
Agency Specific Budget												
OSEC	1,495,068	309,764	773,473	405,328	1,488,585	217,922	284,079	53,827	555,828	37.34%		
MDFO	121,600			121,600	655				-	0.00%		
Special Purpose Funds	655				655				655	100.00%		
Automatic Appropriation/Grant Fund	280,789	24,306	252,097	4,386	280,789	17,146	128,507	1,324	146,977	52.34%		
Sub-total	1,898,112	334,745	1,025,570	531,314	1,891,629	235,723	412,586	55,151	703,460	37.19%		
Continuing Appropriation												
Unobligated Allotments as of 12/31/16												
OSEC	357,602	-	56,218	301,384	357,602	-	28,027	23,216	51,243	14.33%		
MDFO												
Sub-total	357,602	-	56,218	301,384	357,602	-	28,027	23,216	51,243	14.33%		
TOTAL	2,255,714	334,745	1,081,788	832,698	2,249,231	235,723	440,613	78,367	754,703	33.55%		
OF WHICH												
Key Programs/Projects:												
1. Anti-Corruption, Transparent, Accountable and Participatory Governance												
MFO 1 - Financial Sector and Fiscal Policy Services (Domestic and International)	843,767	227,357	694,906	6,462	928,725	145,796	316,209	1,434	463,439	49.90%		
MFO 2 - Public Sector Financial Resources Management Services	413,295	64,299	346,920	2,076	413,295	34,807	147,282	110	182,199	44.08%		
MFO 3 - Municipal Development Fund Administration Services	399,707	144,253	336,026	4,386	484,665	96,377	158,441	1,324	256,142	52.85%		
Poverty Reduction and Empowerment of the Poor and Vulnerable	30,765	18,805	11,960	-	30,765	14,612	10,486	-	25,098	81.58%		
Rapid, Inclusive and Sustained Economic Growth												
Just and lasting peace and rule of law												
Integrity of the environment and climate change mitigation and adaptation												
Total	843,767	227,357	694,906	6,462	928,725	145,796	316,209	1,434	463,439	49.90%		

I. EXPENDITURES														
FUND SOURCE		FY 2017 APPROPRIATIONS (Full Year)		ALLOTMENTS RECEIVED			TOTAL As of September 30, 2017			OBLIGATIONS INCURRED			UTILIZATION RATE (in %)	REMARKS
		PS	MOOE	CO	TOTAL	PS	MOOE	CO	TOTAL	MOOE	CO	TOTAL		
OF WHICH														
Key Programs/Projects:		227,357	694,906	6,462	928,725	145,796	316,209	1,434	463,439				49.90%	
1. Anti-Corruption, Transparent, Accountable and Participatory Governance	413,295	64,299	346,920	2,076	413,295	34,807	147,282	110	182,199				44.08%	
MFO 1 - Financial Sector and Fiscal Policy Services (Domestic and International)														
Financial and fiscal planning and programming														
Current	34,095	13,805	20,290		34,095	12,420	9,244		21,664				63.54%	
Continuing	2,989		2,989		2,989		1,307		1,307				43.73%	
Consolidation, analysis, generation of reports, planning and programming/project formulation on revenue statistics														
Current	4,525	2,839	1,686		4,525	2,615	559		3,174				70.14%	
Continuing	1,736		1,736		1,736		290		290				16.71%	
Philippine Extractive Industries Transparency Initiative (PH-EITI)														
Current	37,146		37,146		37,146		10,194		10,194				27.44%	
Continuing	31		31		31		31		31				100.00%	
SARO:														
Second Philippine Extractive Industries Transparency Initiative (PH-EITI2) Project under the International Bank and Reconstruction and Development (IBRD) World Bank TF0A2761	40,850		40,850		40,850		24,256		24,256				59.38%	
Tax Policy Research and Formulation														
Current	15,473	7,964	7,509		15,473	7,731	4,198		11,929				77.10%	
Continuing	2,300		1,316	984	2,300		487		487				21.17%	
Preparation of inputs of financial and economic policies of international development														
Current	237,370	39,691	196,587	1,092	237,370	12,041	77,811	110	89,962				37.90%	
Continuing	36,780		36,780		36,780		18,905		18,905				51.40%	

MFO 2 - Public Sector Financial Resources Management Services		399,707	144,253	336,026	4,386	484,665	96,377	158,441	1,324	256,142	52.85%	
Privatization Group and Council Secretariat support												
Current	25,963	18,697	7,266	25,963	14,048	5,912	19,960	76.88%				
Continuing	17		17	17		9	9	52.94%				
Revenue Integrity Protection Service (RIPS) activities												
Current	32,454	17,113	15,341	32,454	13,964	8,364	22,328	68.80%				
Continuing	670		670	670		282	282	42.09%				
Processing of tax exemption requests and oversight of tax law implementation												
Current	84,565	55,465	29,100	84,565	24,174	13,675	37,849	44.76%				
Continuing	2,478		2,478	2,478		1,934	1,934	78.05%				
Operation of One-Stop Shop Inter-Agency Tax Credit and Duty Draw-Back Center												
Current	33,241	27,105	6,136	33,241	22,907	4,491	27,398	82.42%				
Continuing	2,204		2,204	2,204		960	960	43.56%				
Negotiation of international financing transactions												
Current	55,994	10,131	45,863	55,994	9,327	11,226	20,553	36.71%				
Continuing	1,657		1,657	1,657		1,063	1,063	64.15%				
SARO:												
KfW-Interest Differential Fund (IDF) Grant-assisted Inter-Agency Business Process Interoperability (IABPI) Project	11,087		10,522	11,087	565	9,045	9,592	86.52%	547			
SARO -BMB-A-17-0001041												
KfW-Interest Differential Fund -assisted DOF Capacity Development Support Project	25,042		23,221	25,042	1,821	8,250	9,027	36.05%	777			
SARO -BMB-A-17-0007046												
KfW-Interest Differential Fund -assisted DOF Communicating Economic , Fiscal and Institutional Reforms (CEFIR)Project.	25,042		108,000	25,042	2,000	86,956	86,956	79.05%				
SARO -BMB-A-17-0013511												
KfW-Interest Differential Fund -assisted DOF support for Promotion of International Economic Diplomacy Through Strategic Communication (StratCom) Project	68,000		68,000	68,000							0.00%	
SARO -BMB-A-17-0009619												
Monitoring, performance evaluation and coordination of the government corporate sector												
Current	28,727	15,742	12,985	28,727	11,957	5,898	17,855	62.15%				
Continuing	2,566		2,566	2,566		376	376	14.65%				
MFO 3 - Municipal Development Fund Administration Services												
	30,765	18,805	11,960	30,765	14,612	10,486	25,098	81.58%	-			
Administration of funds for municipal development												
Current	29,780	18,805	10,975	29,780	14,612	9,681	24,293	81.57%				
Continuing	985		985	985		805	805	81.73%				
2. Poverty Reduction and Empowerment of the Poor and Vulnerable	-	-	-	-	-	-	-		-			
3. Rapid, Inclusive and Sustained Economic Growth	-	-	-	-	-	-	-		-			
4. Just and lasting peace and rule of law	-	-	-	-	-	-	-		-			
5. Integrity of the environment and climate change mitigation and adaptation	-	-	-	-	-	-	-		-			

II. DISBURSEMENT											
DISBURSEMENT AUTHORITY	FY 2017 CASH PROGRAM		DISBURSEMENT AUTHORITIES RECEIVED/ ISSUED/ NCA	ACTUAL DISBURSEMENTS				DISBURSEMENT		REMARKS	
	FULL YEAR	JAN-SEPT		PS	MOOE		CO	TOTAL	RATE (In %)		
					As of September 30, 2017						
Cash Program for: Regular Agency Fund	1,892,788	1,179,502	1,002,616	196,124	297,609	88,633	582,366	58.08%			
Current Year - Regular & Automatic Appro.	1,553,180	958,853	901,407	193,210	211,807	18,474	423,491	46.98%			
Prior Year's Obligation	329,944	214,586	100,554	2,259	85,802	70,159	158,220	157.35%			
Pension and Gratuity Fund	9,664	6,063	655	655			655	100.00%			
Special Purpose Fund											
Non-Cash Availment Authority											
Cash Disbursement Ceiling							-				
Special Account - Foreign Assisted /Grants											
Notice of Cash Allocation (NCA) for: EIT12	123,724	103,508	107,950	-	48,005	3,322	51,327	47.55%			
(Extractive Industries Transparency Initiative)											
Special Account -Foreign	40,850	36,116	40,850		13,235		13,235	32.40%			
Notice of Cash Allocation (NCA) for: NPGA 4											
Special Account -Foreign	2,835	1,690	1,690		247		247	14.62%			
Notice of Cash Allocation (NCA) for: KFW-IDF											
Inter-Agency Bus. Process Interoperability Proj.	10,533	8,946	8,654		5,099	518	5,617	64.91%			
Capacity Development Support Project	53,356	53,356	53,356		29,424	2,804	32,228	60.40%			
Promotion of Intl Eco Diplomacy thru StratComm	16,150	3,400	3,400					0.00%			
Non-Cash Availment Authority											
Cash Disbursement Ceiling											
Tax Remittance Advice for: KFW-IDF											
Inter-Agency Bus. Process Interoperability Proj.	554	471	650		626	24	650	100.00%			
Capacity Development Support Project			1,931		1,772	159	1,931	100.00%			
Promotion of Intl Eco Diplomacy thru StratComm											
Tax Remittance Advice for: EITI Grant							-				
Tax Remittance Advice for: NPGA 4			111		111		111	100.00%			
Tax Remittance Advice for: Gen. Fund	95,548	68,421	53,022	28,973	18,570	5,478	53,021	100.00%			
Total Tax Remittance Advice	96,102	68,892	55,714	28,973	21,079	5,661	55,713				
TOTAL OSEC	2,112,614	1,351,902		225,097	366,693	97,616	689,406				

DISBURSEMENT AUTHORITY	FY 2017 CASH PROGRAM		DISBURSEMENT AUTHORITIES RECEIVED/ ISSUED	ACTUAL DISBURSEMENT			DISBURSEMENT RATE (In %)	REMARKS	
	FULL YEAR	JAN-SEPT		PS	MOOE	CO			TOTAL
As of September 30, 2017									
Notice of Cash Allocation (NCA) for:									
Current Year	-	-	-	-	-	-	-		
Prior Year's A/Ps	-	365,546	-	783	210,775	211,558			
ARCP2		364,763			210,775	210,775	57.78%		
HSRASP		783		783		783	100.00%		
Total MDFO	-	365,546	-	783	210,775	211,558			
TOTAL OSEC & MDFO	2,112,614	1,717,448		367,476	308,391	900,964			
APPROVED BY:			Certified Correct :						
									
GIL S. BELTRAN Undersecretary			MARICEL V. ESCOBAR OIC, Budget Division						
									
			LOLITA R. VERDADERO Head, Accounting Unit						
			