

REPUBLIC OF THE PHILIPPINES
DEPARTMENT OF BUDGET AND MANAGEMENT
MALACAÑANG, MANILA

ACKNOWLEDGEMENT RECEIPT

The **Department of Budget and Management** hereby acknowledges the receipt of your letter/request which has been uploaded to the DBM-Document Management System and routed to the appropriate office/s with the following information:

Sender: DOF-PERSONAL DELIVERY

Document Title: DOF-FINANCIAL PERFORMANCE REPORT AS OF MARCH 31,2014 ALL FUNDS

Document Reference No: 2014-BC-015900

Date and Time Uploaded: Monday, June 02, 2014 1:10:14 PM

Uploaded By: RECEIVING 7

Routed To: BMB-C TEODORICO ILAGA


CC:

Total no of pages received: 1 copy and 10 pages

The determination of the completeness of the documentary requirements submitted, if any, is subject to the evaluation of the technical person in charge.

This receipt is system generated and does not require signature.

Received by:



Department of Budget and Management
**DOCUMENT
MANAGEMENT
SYSTEM**

receiving




Department of Finance - Office of the Secretary
Financial Performance Report
As of March 31, 2014
ALL FUNDS
In Thousand Pesos

I. EXPENDITURES												
FUND SOURCE		FY 2014	ALLOTMENTS RECEIVED				OBLIGATIONS INCURRED				UTILIZATION	REMARKS
		APPROPRIATIONS	PS	MOOE	CO	TOTAL	PS	MOOE	CO	TOTAL	RATE (In %)	
		(Full Year)	As of March 31, 2014									
Current Year Budget												
Agency Specific Budget		438,758	183,367	243,823	11,568	438,758	46,569	66,770	41	113,380	25.84%	
OSEC		438,758	183,367	243,823	11,568	438,758	46,569	66,770	41	113,380	25.84%	
Special Purpose Funds		90,074	376	89,698		90,074	376	8,294		8,670	9.63%	
Automatic Appropriation		17,328	17,328	-	-	17,328	4,285	-	-	4,285	24.73%	
Sub-total		546,160	201,071	333,521	11,568	546,160	51,230	75,064	41	126,335	23.13%	
Continuing Appropriation												
Unobligated Allotments as of 12/31/13												
OSEC		37,561	-	35,713	1,848	37,561	-	-	-	-	0.00%	
Grant Fund		15,593	-	-	15,593	15,593	-	-	-	-	0.00%	
Allotment Releases in 2013		-	-	-	-	-	-	-	-	-	0.00%	
Sub-total		53,154	-	35,713	17,441	53,154	-	-	-	-	0.00%	
TOTAL		599,314	201,071	369,234	29,009	599,314	51,230	75,064	41	126,335	21.08%	
OF WHICH												
Key Programs/Projects:												
1. Anti-Corruption, Transparent, Accountable and Participatory Governance		352,096	132,250	218,711	1,135	352,096	34,784	39,737	-	74,521	21.16%	
MFO 1 - Financial Sector and Fiscal Policy Services (Domestic and International)		197,147	32,867	164,280	-	197,147	7,686	18,374	-	26,060	13.22%	
MFO 2 - Public Sector Financial Resources Management Services		133,042	85,052	46,855	1,135	133,042	23,993	19,212	-	43,205	32.47%	
MFO 3 - Municipal Development Fund Administration Services		21,907	14,331	7,576	-	21,907	3,105	2,151	-	5,256	23.99%	
2. Poverty Reduction and Empowerment of the Poor and Vulnerable		-	-	-	-	-	-	-	-	-		
3. Rapid, Inclusive and Sustained Economic Growth		-	-	-	-	-	-	-	-	-		
4. Just and lasting peace and rule of law		-	-	-	-	-	-	-	-	-		
5. Integrity of the environment and climate change mitigation and adaptation		-	-	-	-	-	-	-	-	-		
Total		352,096	132,250	218,711	1,135	352,096	34,784	39,737	-	74,521	21.16%	

I. EXPENDITURES												
FUND SOURCE		FY 2014	ALLOTMENTS RECEIVED				OBLIGATIONS INCURRED				UTILIZATION	REMARKS
		APPROPRIATIONS	PS	MOOE	CO	TOTAL	PS	MOOE	CO	TOTAL	RATE (In %)	
		(Full Year)	As of March 31, 2014									
OF WHICH												
Key Programs/Projects:		352,096	132,250	218,711	1,135	352,096	34,784	39,737	-	74,521	21.16%	
1. Anti-Corruption, Transparent, Accountable and Participatory Governance		197,147	32,867	164,280	-	197,147	7,686	18,374	-	26,060	13.22%	
MFO 1 - Financial Sector and Fiscal Policy Services (Domestic and International)	301000000											
Financial and fiscal planning and programming	301010001											
Current		22,275	14,378	7,897		22,275	3,387	2,330		5,717	25.67%	
Continuing		2,825		2,825		2,825				-	0.00%	
Consolidation, analysis, generation of reports, planning and programming/project formulation on revenue statistics	301010002											
Current		3,362	3,140	222		3,362	740	3		743	22.10%	
Continuing		181		181		181				-	0.00%	
Philippine Extractive Industries Transparency Initiative (PH-EITI)	301010003											
Current		10,978		10,978		10,978		3,195		3,195	29.10%	
Continuing						-				-	0.00%	
Tax Policy Research and Formulation	301020000											
Current		8,596	5,873	2,723		8,596	1,179	1,275		2,454	28.55%	
Continuing						-				-	0.00%	
Preparation of inputs of financial and economic policies of international development	301030000											
Current		51,521	9,476	42,045		51,521	2,380	3,277		5,657	10.98%	
Continuing		7,712		7,712		7,712				-	0.00%	
SAROS:												
23rd World Economic Forum (WEF)	301030000	71,712		71,712		71,712		6,629		6,629	9.24%	
SARO No. C-14-0001684												
10th ASEAN Finance Ministers' Investor Seminar (AFMIS)	301030000	17,985		17,985		17,985		1,665		1,665	9.26%	
SARO No. C-14-0003222												
MFO 2 - Public Sector Financial Resources Management Services	302000000	133,042	85,052	46,855	1,135	133,042	23,993	19,212	-	43,205	32.47%	
Privatization Group and Council Secretariat support	302010000											
Current		17,115	11,944	5,171		17,115	2,417	874		3,291	19.23%	
Continuing		605		605		605				-	0.00%	
Revenue Integrity Protection Service (RIPS) activities	302020000											
Current		21,544	14,544	7,000		21,544	3,133	1,022		4,155	19.29%	
Continuing						-				-	0.00%	
Processing of tax exemption requests and oversight of tax law implementation	302030000											
Current		27,129	18,130	8,999		27,129	9,109	4,429		13,538	49.90%	
Continuing		608		608		608				-	0.00%	

[illegible]

II. DISBURSEMENT									
				DISBURSEMENT					
		FY 2014 CASH PROGRAM		AUTHORITIES	ACTUAL DISBURSEMENT			DISBURSEMENT	
DISBURSEMENT AUTHORITY				RECEIVED/ ISSUED	PS	MOOE	CO	TOTAL	RATE (In %)
		FULL YEAR	JAN-MAR		As of March 31, 2014				
Cash Program for: Gen. Fund									
		<u>1,797,313</u>	<u>1,238,347</u>		<u>42,069</u>	<u>47,975</u>	<u>14,383</u>	<u>104,427</u>	8.43%
Current Year - Regular & Automatic Appro.		415,925	92,943	NCA	35,688	24,404	4,272	64,364	69.25%
Prior Year's A/Ps		146,475	48,225	NCA	6,381	23,316	10,111	39,808	82.55%
Special Purpose Fund*		1,234,913	1,097,179	NCA		255		255	0.02%
NCA for Fund 171		-	-		-	-	-	-	0.00%
									0.00%
Notice of Cash Allocation (NCA) for: NPGA4 Grant									0.00%
Current Year									
Non-Cash Availment Authority									
Cash Disbursement Ceiling									
Tax Remittance Advice for: NPGA4 Grant			98				98	98	100.00%
Tax Remittance Advice for: Gen. Fund		<u>40,161</u>	<u>9,874</u>		<u>5,902</u>	<u>1,692</u>	<u>313</u>	<u>7,907</u>	80.08%
Total Tax Remittance Advice		40,161	9,972		5,902	1,692	411	8,005	
TOTAL OSEC		1,837,474	1,248,319	-	47,971	49,667	14,794	112,432	9.01%

DISBURSEMENT AUTHORITY	FY 2014 CASH PROGRAM		DISBURSEMENT	ACTUAL DISBURSEMENT				DISBURSEMENT	REMARKS
	FULL YEAR	JAN-MAR	RECEIVED/ ISSUED	PS	MOOE	CO	TOTAL	RATE (In %)	
			As of March 31, 2014						
Notice of Cash Allocation (NCA) for:									
Current Year	-	-	-	-	-	-	-		
Prior Year's A/Ps	-	128,078	-	-	-	308,632	308,632		
ARCP2		45,986	45,986			44,755	44,755	93.00%] Part of disbursement came from CY 2013 NCA
MRDP 2		60,984	60,984			202,075	202,075	78.00%	
HSRASP		-	-			46,533	46,533	0.00%] Disbursement came from Program Support Account
LISCOP-AF		10,020	10,020			10,037	10,037	0.00%	
NPS-ENRMP		-	-			1,247	1,247	0.00%] Disbursement came from CY 2013 NCA
ICRMP		11,088	11,088			3,985	3,985	0.00%	
Total MDFO	-	128,078	-	-	-	308,632	308,632		
TOTAL OSEC & MDFO	1,837,474	1,376,397	-	47,971	49,667	323,426	421,064		
APPROVED BY:			Certified Correct :						
									
MA. LOURDES B. RECENTE			MA. LUISA M. NOTARIO			LOLITA R. VERDADERO			
Assistant Secretary and Chief-of-Staff			Head, Budget Unit			Head, Accounting Unit			
