

**Department of Finance - Office of the Secretary**  
**Financial Performance Report**  
**As of June 30, 2017**  
**ALL FUNDS**  
In Thousand Pesos

**I. EXPENDITURES**

EXPENDITURES											
FUND SOURCE	FY 2017	ALLOTMENTS RECEIVED				OBLIGATIONS INCURRED				UTILIZATION	REMARKS
	APPROPRIATIONS	PS	MOOE	CO	TOTAL	PS	MOOE	CO	TOTAL	RATE (In %)	
	(Full Year)	As of June 30, 2017									
Current Year Budget											
Agency Specific Budget											
OSEC	1,495,068	309,784	773,473	405,328	1,488,585	154,582	335,098	2,559	492,239	33.07%	
MDFO	121,600			121,600	121,600				-	0.00%	
Special Purpose Funds	655	655			655	655			655	100.00%	
Automatic Appropriation/Grant Fund	101,285	24,306	74,593	2,386	101,285	11,316	26,749	547	38,612	38.12%	
Sub-total	1,718,608	334,745	848,066	529,314	1,712,125	166,553	361,847	3,106	531,506	31.04%	
Continuing Appropriation											
Unobligated Allotments as of 12/31/16											
OSEC	357,602	-	56,218	301,384	357,602	-	15,408	11,386	26,794	7.49%	
MDFO											
Sub-total	357,602	-	56,218	301,384	357,602	-	15,408	11,386	26,794	7.49%	
TOTAL	2,076,210	334,745	904,284	830,698	2,069,727	166,553	377,255	14,492	558,300	26.97%	
OF WHICH											
Key Programs/Projects:											
1. Anti-Corruption, Transparent, Accountable and Participatory Governance	752,739	229,371	518,906	4,462	752,739	104,489	276,585	547	381,621	50.70%	
MFO 1 - Financial Sector and Fiscal Policy Services (Domestic and International)	412,351	63,355	346,920	2,076	412,351	25,132	189,739	-	214,871	52.11%	
MFO 2 - Public Sector Financial Resources Management Services	309,623	147,211	160,026	2,386	309,623	69,368	76,348	547	146,263	47.24%	
MFO 3 - Municipal Development Fund Administration Services	30,765	18,805	11,960	-	30,765	9,989	10,498	-	20,487	66.59%	
2. Poverty Reduction and Empowerment of the Poor and Vulnerable	-	-	-	-	-	-	-	-	-		
3. Rapid, Inclusive and Sustained Economic Growth	-	-	-	-	-	-	-	-	-		
4. Just and lasting peace and rule of law	-	-	-	-	-	-	-	-	-		
5. Integrity of the environment and climate change mitigation and adaptation	-	-	-	-	-	-	-	-	-		
Total	752,739	229,371	518,906	4,462	752,739	104,489	276,585	547	381,621	50.70%	




[illegible]



[illegible]



II. DISBURSEMENT			DISBURSEMENT								
	FY 2017 CASH PROGRAM		AUTHORITIES	ACTUAL DISBURSEMENTS				DISBURSEMENT			
DISBURSEMENT AUTHORITY			RECEIVED/					RATE			REMARKS
	FULL YEAR	JAN-JUNE	ISSUED	PS	MOOE	CO	TOTAL	(In %)			
			NCA	As of June 30, 2017							
Cash Program for: Regular Agency Fund											
	1,892,788	740,835	727,053	137,052	301,695	57,972	496,719	68.32%			
Current Year - Regular & Automatic Appro.	1,562,844	646,787	632,350	134,310	223,510	9,199	367,019	58.04%			
Prior Year's Obligation	329,944	94,048	94,048	2,087	78,185	48,773	129,045	137.21%			*w/ authority
Pension and Gratuity Fund			655	655			655	100.00%			
Special Purpose Fund											
Non-Cash Availment Authority											
Cash Disbursement Ceiling							-				
Special Account - Foreign Assisted/Grants	104,739	74,867	93,718	-	32,360	2,452	34,812	37.15%			
Notice of Cash Allocation (NCA) for: EITI2 ( Extractive Industries Transparency Initiative)											
Special Account -Foreign	40,850	21,999	40,850		4,837		4,837	11.84%			
Notice of Cash Allocation (NCA) for: NPGA 4											
Special Account -Foreign							-	0.00%			
Notice of Cash Allocation (NCA) for: KFW-IDF											
Inter-Agency Bus. Process Interoperability Proj.	10,533	5,563	5,563		2,469	494	2,963	53.26%			
Capacity Development Support Project	53,356	47,305	47,305		25,054	1,958	27,012	57.10%			
Non-Cash Availment Authority											
Cash Disbursement Ceiling											
Tax Remittance Advice for: KFW-IDF											
Inter-Agency Bus. Process Interoperability Proj.	554	293	342		318	24	342	100.00%			
Capacity Development Support Project			1,689		1,689		1,689	100.00%			
Tax Remittance Advice for: EITI Grant							-				
Tax Remittance Advice for: NPGA 4			98		98		98	100.00%			
Tax Remittance Advice for: Gen. Fund	95,548	44,845	32,836	19,080	11,568	2,188	32,836	100.00%			
Total Tax Remittance Advice	96,102	45,138	34,965	19,080	13,673	2,212	34,965				
TOTAL OSEC	2,093,075	860,840		156,132	347,728	62,636	566,496				

DISBURSEMENT AUTHORITY	FY 2017 CASH PROGRAM		DISBURSEMENT	ACTUAL DISBURSEMENT				DISBURSEMENT	REMARKS
	FULL YEAR	JAN-JUNE	RECEIVED/ ISSUED	PS	MOOE	CO	TOTAL	RATE	
			As of June 30, 2017						
Notice of Cash Allocation (NCA) for:									
Current Year	-	-	-	-	-	-	-		
Prior Year's A/Ps	-	248,480	-	-	-	139,037	139,037		
ARCP2		247,999				138,556	138,556	55.87%	
HSRASP		481				481	481	100.00%	
Total MDFO	-	248,480	-	-	-	139,037	139,037		
TOTAL OSEC & MDFO	2,093,075	1,109,320		156,132	347,728	201,673	705,533		
APPROVED BY:			Certified Correct :						
									
GIL S. BELTRAN Undersecretary			MARICEL V. ESCOBAR OIC, Budget Division			LOLITA R. VERDADERO Head, Accounting Unit			