

Department of Finance - Office of the Secretary
Financial Performance Report
As of September 30, 2014
ALL FUNDS
In Thousand Pesos






I. EXPENDITURES

EXPENDITURES		FY 2014	ALLOTMENTS RECEIVED				OBLIGATIONS INCURRED				UTILIZATION		
FUND SOURCE		APPROPRIATIONS	PS	MOOE	CO	TOTAL	PS	MOOE	CO	TOTAL	RATE (In %)		
		(Full Year)	As of September 30, 2014										REMARKS
Current Year Budget													
Agency Specific Budget		438,758	183,367	243,823	11,568	438,758	169,444	141,071	495	311,010	70.88%		
OSEC		438,758	183,367	243,823	11,568	438,758	169,444	141,071	495	311,010	70.88%		
Special Purpose Funds		125,605	1,774	123,831		125,605	1,745	99,929		101,674	80.95%		
Automatic Appropriation		67,328	17,328	44,000	6,000	67,328	13,973	-	-	13,973	20.75%		
Sub-total		631,691	202,469	411,654	17,568	631,691	185,162	241,000	495	426,657	67.54%		
Continuing Appropriation													
Unobligated Allotments as of 12/31/13													
OSEC		37,561	-	35,713	1,848	37,561	-	333	69	402	1.07%		
Grant Fund		-	-	-	-	-	-	-	-	-			
Allotment Releases in 2013		-	-	-	-	-	-	-	-	-			
Sub-total		37,561	-	35,713	1,848	37,561	-	333	69	402	1.07%		
TOTAL		669,252	202,469	447,367	19,416	669,252	185,162	241,333	564	427,059	63.81%		
OF WHICH													
Key Programs/Projects:													
1. Anti-Corruption, Transparent, Accountable and Participatory Governance		455,520	140,987	307,002	7,531	455,520	125,555	165,895	396	291,846	64.07%		
MFO 1 - Financial Sector and Fiscal Policy Services (Domestic and International)		234,764	31,506	203,168	90	234,764	27,089	125,752	90	152,931	65.14%		
MFO 2 - Public Sector Financial Resources Management Services		200,639	95,938	97,260	7,441	200,639	87,602	35,657	306	123,565	61.59%		
MFO 3 - Municipal Development Fund Administration Services		20,117	13,543	6,574	-	20,117	10,864	4,486	-	15,350	76.30%		
2. Poverty Reduction and Empowerment of the Poor and Vulnerable		-	-	-	-	-	-	-	-	-			
3. Rapid, Inclusive and Sustained Economic Growth		-	-	-	-	-	-	-	-	-			
4. Just and lasting peace and rule of law		-	-	-	-	-	-	-	-	-			
5. Integrity of the environment and climate change mitigation and adaptation		-	-	-	-	-	-	-	-	-			
Total		455,520	140,987	307,002	7,531	455,520	125,555	165,895	396	291,846	64.07%		

OF WHICH												
Key Programs/Projects:		455,520	140,987	307,002	7,531	455,520	125,555	165,895	396	291,846	64.07%	
1. Anti-Corruption, Transparent, Accountable and Participatory Governance		234,764	31,506	203,168	90	234,764	27,089	125,752	90	152,931	65.14%	
MFO 1 - Financial Sector and Fiscal Policy Services (Domestic and International)	301000000											
Financial and fiscal planning and programming	301010001											
Current		23,708	13,582	10,097	29	23,708	12,125	7,180	29	19,334	81.55%	
Continuing		2,775		2,775		2,775				-	0.00%	
Consolidation, analysis, generation of reports, planning and programming/project formulation on revenue statistics	301010002											
Current		3,343	3,120	223		3,343	2,544	180		2,724	81.48%	
Continuing		216		181	35	216			35	35	16.20%	
Philippine Extractive Industries Transparency Initiative (PH-EITI)	301010003											
Current		10,978		10,978		10,978		8,119		8,119	73.96%	
Continuing						-				-	0.00%	
Tax Policy Research and Formulation	301020000											
Current		9,217	5,418	3,773	26	9,217	4,240	2,971	26	7,237	78.52%	
Continuing		61		61		61				-	0.00%	
Preparation of inputs of financial and economic policies of international development	301030000											
Current		52,922	9,386	43,536		52,922	8,180	7,372		15,552	29.39%	
Continuing		7,713		7,713		7,713				-	0.00%	
SAROS:												
23rd World Economic Forum on East Asia (WEF) SARO No. C-14-0001684	301030000	71,712		71,712		71,712		65,270		65,270	91.02%	
10th ASEAN Finance Ministers' Investor Seminar (AFMIS) SARO No. C-14-0003222		17,985		17,985		17,985		17,985		17,985	100.00%	
Philippine Development Forum SARO No. C-14-0009183	301030000	13,057		13,057		13,057		8,886		8,886	68.06%	
ASEAN Cross-Sectoral Consultation Meeting on Disaster Risk Finance and Insurance, ASEAN+3 Disaster Risk Finance and Insurance Seminar, & ASEAN Meeting on Financial Services Liberalization under the ASEAN Framework Agreement on Services SARO No. C-14-0012594	301030000	9,325		9,325		9,325		1,095		1,095	11.74%	
International Tax Forum (ITF) SARO No. C-14-0012308	301030000	5,751		5,751		5,751		693		693	12.05%	
41st meeting of the ASEAN Working Committee on Financial Services Liberalization SARO No. -C-14-0004361	301030000	3,082		3,082		3,082		3,082		3,082	100.00%	
Fourth meeting of the Working Group on ASEAN Forum on Taxation (WG-AFT) SARO No. -C-14-0005599	301030000	2,919		2,919		2,919		2,919		2,919	100.00%	

[illegible]

II. DISBURSEMENT														
				DISBURSEMENT										
		FY 2014 CASH PROGRAM (Revised)		AUTHORITIES	ACTUAL DISBURSEMENT				DISBURSEMENT					
DISBURSEMENT AUTHORITY				RECEIVED/					RATE					
				ISSUED	PS	MOOE	CO	TOTAL	(In %)					
		FULL YEAR	JAN-SEPT	As of September 30, 2014										
Cash Program for: Gen. Fund														
		713,635	504,452	419,663	150,434	212,875	37,077	400,386						
Current Year - Regular & Automatic Appro.		411,933	282,770	243,980	143,931	94,485	175	238,591	97.79%					
Prior Year's A/Ps		172,210	120,619	69,311	6,503	25,906	36,902	69,311	100.00%					
Special Purpose Fund*		129,492	101,063	106,372		92,484		92,484	86.94%					
NCA for Fund 171		30,000	30,000	30,000	-	-	2,986	2,986	9.95%					
Notice of Cash Allocation (NCA) for: NPGA4 Grant														
Current Year														
Prior Year's A/Ps		30,000	30,000	30,000			2,986	2,986	9.95%					
Non-Cash Availment Authority														
Cash Disbursement Ceiling														
Tax Remittance Advice for: NPGA4 Grant				361			361	361	100.00%					
Tax Remittance Advice for: Gen. Fund		46,039	30,668	30,100	19,810	8,561	1,729	30,100	100.00%					
Total Tax Remittance Advice		46,039	30,668	30,461	19,810	8,561	2,090	30,461						
TOTAL OSEC		789,674	565,120	480,124	170,244	221,436	42,153	433,833						

DISBURSEMENT AUTHORITY	FY 2014 CASH PROGRAM		DISBURSEMENT	ACTUAL DISBURSEMENT				DISBURSEMENT	REMARKS
	FULL YEAR	JAN-SEPT	RECEIVED/	PS	MOOE	CO	TOTAL	RATE	
			ISSUED					(In %)	
Notice of Cash Allocation (NCA) for: Current Year	-	-	-	-	-	-	-		
Prior Year's A/Ps	-	671,446	-	-	-	890,721	890,721		
ARCP2		80,863	80,863			173,411	173,411	95.00%	Part of disbursement came from CY 2013 NCA and borrowings from ARCP2-PBGS
ICRMP		15,163	15,163			32,182	32,182	52.00%	
LISCOP-AF		30,577	30,577			97,725	97,725	90.00%	
MRDP 2		499,689	499,689			519,475	519,475	72.00%	Part of disbursement came from CY 2013 NCA
HSRAS		45,154	45,154			66,279	66,279	100.00%	NCA received was refunded to Program Support Account for disbursement previously reported.
NPS-ENRMP		-	-			1,649	1,649	0.00%	
Total MDFO	-	671,446	671,446	-	-	890,721	890,721		
TOTAL OSEC & MDFO	789,674	1,236,566	-	170,244	221,436	932,874	1,324,554		
APPROVED BY:	Certified Correct :								
 MA. LOURDES B. RECENTE Assistant Secretary and Chief-of-Staff	 MA. LUISA M. NOTARIO Head, Budget Unit			 LOLITA R. VERDADERO Head, Accounting Unit					
