


	FY 2015	ALLOTMENTS RECEIVED				OBLIGATIONS INCURRED				UTILIZATION	
FUND SOURCE	APPROPRIATIONS <small>(Full Year)</small>	PS	MOOE	CO	TOTAL	PS	MOOE	CO	TOTAL	RATE (In %)	REMARKS
OF WHICH											
Key Programs/Projects:	515,146	166,838	328,869	19,439	515,146	163,804	208,882	6,360	379,046	73.58%	
1. Anti-Corruption, Transparent, Accountable and Participatory Governance	209,494	34,054	174,861	579	209,494	33,850	98,473	295	132,618	63.30%	
MFO 1 - Financial Sector and Fiscal Policy Services (Domestic and International)											
Financial and fiscal planning and programming											
Current	25,788	15,260	10,330	198	25,788	15,232	8,587	76	23,895	92.66%	
Continuing	618		618		618		526		526	85.11%	
Consolidation, analysis, generation of reports, planning and programming/project formulation on revenue statistics											
Current	3,879	3,043	814	22	3,879	2,968	434		3,402	87.70%	
Continuing									-		
Philippine Extractive Industries Transparency Initiative (PH-EITI)											
Current	6,582		6,565	17	6,582		5,967		5,967	90.66%	
Continuing	890		890		890				-	0.00%	
SARO:											
Philippine Extractive Industries Transparency initiative (PH-EITI) Grant No. TF017249	48,604		48,423	181	48,604		41,565	181	41,746	85.89%	
SARO-BMB- C-15-0002792											
SARO-BMB -A-15-0022188											
Tax Policy Research and Formulation											
Current	9,501	5,691	3,661	149	9,501	5,691	3,661	38	9,390	98.83%	
Continuing	110		110		110		10		10	9.09%	
Preparation of inputs of financial and economic policies of international development											
Current	47,731	10,060	37,659	12	47,731	9,959	11,708		21,667	45.39%	
Continuing	22,554		22,554		22,554		18		18	0.08%	
SAROS:											
Working Committee on Financial Services Liberalization under the ASEAN Framework Agreement on Services SARO-BMB- C-15-0004899	5,302		5,302		5,302		2,843		2,843	53.62%	
APEC Finance Ministers' Process (FMP) meetings & events SARO-BMB- C-15-0006785	14,750		14,750		14,750		13,469		13,469	91.32%	
SARO-BMB- C-15-0013187											
23rd World Economic Forum on East Asia (WEF) SARO-BMB- C-14-0001684 - Continuing	7,362		7,362		7,362				-	0.00%	
10th ASEAN Finance Ministers' Investor Seminar (AFMIS) SARO-BMB- C-14-0003222 - Continuing	146		146		146				-	0.00%	
Philippine Development Forum SARO-BMB- C-14-0009183 - Continuing	223		223		223				-	0.00%	
ASEAN Cross-Sectoral Consultation Meeting on Disaster Risk Finance and Insurance, ASEAN+3 Disaster Risk Finance and Insurance Seminar, & ASEAN Meeting on Financial Services Liberalization under the ASEAN Framework Agreement on Services SARO-BMB- C-14-0012594 - Continuing	5,317		5,317		5,317				-	0.00%	

Department of Finance - Office of the Secretary
Financial Performance Report
As of December 31, 2015
ALL FUNDS
In Thousand Pesos






I. EXPENDITURES											
FUND SOURCE	FY 2015	ALLOTMENTS RECEIVED				OBLIGATIONS INCURRED				UTILIZATION	REMARKS
	APPROPRIATIONS	PS	MOOE	CO	TOTAL	PS	MOOE	CO	TOTAL	RATE (In %)	
	(Full Year)	As of Decemberber 2015									
Current Year Budget											
Agency Specific Budget	907,139	222,221	239,118	235,221	696,560	219,417	180,780	131,178	531,375	76.29%	
OSEC	907,139	222,221	239,118	235,221	696,560	219,417	180,780	131,178	531,375	76.29%	
Supplemental Appropriation	32,224			32,224	32,224			29,771	29,771	92.39%	
Special Purpose Funds	48,573	28,521	20,052		48,573	28,521	16,312		44,833	92.30%	
Automatic Appropriation	168,923	18,935	138,769	11,219	168,923	18,519	114,845	3,533	136,897	81.04%	
Sub-total	1,156,859	269,677	397,939	278,664	946,280	266,457	311,937	164,482	742,876	78.50%	-
Continuing Appropriation											
Unobligated Allotments as of 12/31/14											
OSEC	54,112	-	51,317	2,795	54,112	-	4,303	142	4,445	8.21%	
Grant Fund											
Allotment Releases in 2015											
OSEC	61,347		40,748	20,599	61,347		34,294	17,948	52,242	85.16%	
MDFO	565,452		40,871	524,581	565,452		40,871	524,581	565,452	100.00%	ARCP II appropriation is budgeted
Sub-total	680,911		132,936	547,975	680,911		79,468	542,671	622,139	91.37%	under DAR Ceiling
TOTAL	1,837,770	269,677	530,875	826,639	1,627,191	266,457	391,405	707,153	1,365,015	83.89%	
OF WHICH											
Key Programs/Projects:											
1. Anti-Corruption, Transparent, Accountable and Participatory Governance	515,146	166,838	328,869	19,439	515,146	163,804	208,882	6,360	379,046	73.58%	
MFO 1 - Financial Sector and Fiscal Policy Services (Domestic and International)	209,494	34,054	174,861	579	209,494	33,850	98,473	295	132,618	63.30%	
MFO 2 - Public Sector Financial Resources Management Services	287,880	119,939	149,081	18,860	287,880	117,129	106,118	6,065	229,312	79.66%	
MFO 3 - Municipal Development Fund Administration Services	17,772	12,845	4,927	-	17,772	12,825	4,291	-	17,116	96.31%	
2. Poverty Reduction and Empowerment of the Poor and Vulnerable											
3. Rapid, Inclusive and Sustained Economic Growth											
4. Just and lasting peace and rule of law											
5. Integrity of the environment and climate change mitigation and adaptation											
Total	515,146	166,838	328,869	19,439	515,146	163,804	208,882	6,360	379,046	73.58%	

FUND SOURCE	FY 2015	ALLOTMENTS RECEIVED				OBLIGATIONS INCURRED				UTILIZATION	REMARKS
	APPROPRIATIONS	PS	MOOE	CO	TOTAL	PS	MOOE	CO	TOTAL	RATE (In %)	
	(Full Year)	As of Decemberber 2015									
International Tax Forum (ITF) SARO-BMB- C-14-0012308 - Continuing	31		31		31				-	0.00%	
Asia Pacific Economic Cooperation (APEC) SARO-BMB -C-15-0004284- Continuing	9,700		9,700		9,700		9,685		9,685	99.85%	
Fourth meeting of the Working Group on ASEAN Forum on Taxation (WG-AFT) SARO-BMB -C-14-0005599 - Continuing	406		406		406				-	0.00%	

[illegible]

II. DISBURSEMENT												
	FY 2015 CASH PROGRAM		DISBURSEMENT	ACTUAL DISBURSEMENTS				DISBURSEMENT				
DISBURSEMENT AUTHORITY			AUTHORITIES					RATE				REMARKS
			RECEIVED/	PS	MOOE	CO	TOTAL	(In %)				
	FULL YEAR	JAN-DEC	ISSUED									
			NCA	As of December 31, 2015								
Cash Program for: Gen. Fund												
	1,046,372	1,046,372	758,490	224,574	201,719	41,297	467,590					
Current Year - Regular & Automatic Appro.	677,801	677,801	677,801	206,429	151,513	23,516	381,458	61.00%				
Prior Year's Obligation	126,799	126,799	0	1,976	28,664	3,714	34,354					
Special Purpose Fund	31,193	31,193	29,483		21,542		21,542	73.07%				
For later Release (Needing Clearance)	210,579	210,579										
Renovation of DOF-OSEC Property			30,613			14,067	14,067	45.95%				
PEI for 2015 and PBB 2014			20,593	16,169			16,169	78.52%				
NCA for Fund 171	-	170,578	170,578	-	56,911	16,200	73,111	42.86%				
Notice of Cash Allocation (NCA) for: NPGA4												
Special Account -Foreign		37,575	37,575		8,490	11,888	20,378	54.23%				
Notice of Cash Allocation (NCA) for: EITI												
(Extractive Industries Transparency Initiative)												
Special Account -Foreign		48,605	48,605		10,670		10,670	21.95%				Balance is forwarded to the following
Notice of Cash Allocation (NCA) for: KFW												year.
(KFW Capacity Development Support Program)												
Special Account -Foreign		84,398	84,398		37,751	4,312	42,063	49.84%				
Notice of Cash Allocation (NCA) for: Trust	-	720	720	-	397	-	397	55.14%				
(Trust Liabilities for APEC Minister's Spouse souvenirs)		720	720		397		397	55.14%				
Non-Cash Availment Authority												
Cash Disbursement Ceiling												
Tax Remittance Advice for: NPGA4 (Actual)			949		735	214	949	100.00%				
Tax Remittance Advice for: KFW (Actual)			1,355		1,113	242	1,355	100.00%				
Tax Remittance Advice for: EITI Grant												
Tax Remittance Advice for: Gen. Fund	37,694	37,694	44,445	31,009	10,927	2,509	44,445	100.00%				
Total Tax Remittance Advice	37,694	37,694	46,749	31,009	12,775	2,965	46,749					
TOTAL OSEC	1,084,066	1,255,364		255,583	271,802	60,462	587,847					

DISBURSEMENT AUTHORITY	FY 2015 CASH PROGRAM		DISBURSEMENT AUTHORITIES RECEIVED/ ISSUED	ACTUAL DISBURSEMENT				DISBURSEMENT RATE	REMARKS
	FULL YEAR	JAN-DEC	PS	MOOE	CO	TOTAL	(In %)		
Notice of Cash Allocation (NCA) for: Current Year	-	-	-	-	-	-	-		
Prior Year's A/Ps	-	581,969	-	-	-	532,802	532,802		
ARCP2		375,220				278,129	278,129	71.00%	Part of disbursement came from CY 2014 NCA
MRDP 2		206,749				216,722	216,722	100.00%	
HSRASP						37,951	37,951	0.00%	Disbursement came from Program Support Account
Total MDFO	-	581,969	-	-	532,802	532,802			
TOTAL OSEC & MDFO	1,084,066	1,837,333		255,583	271,802	593,264	1,120,649		
APPROVED BY:			Certified Correct :						
 MA. LOURDES B. RECENTE Assistant Secretary and Chief-of-Staff	 MA. LUISA M. NOTARIO Budget Division	 LOLITA R. VERDADERO Head, Accounting Unit							