



January 25, 2017

Secretary **BENJAMIN E. DIOKNO**  
Department of Budget and Management  
Malacañang, Manila

**Attention: The Director**  
**Budget and Management Bureau - A**

**Dear Secretary DIOKNO:**

Submitted herewith is the Department of Finance - Office of the Secretary Financial Performance Report as of December 31, 2016.

Thank you.

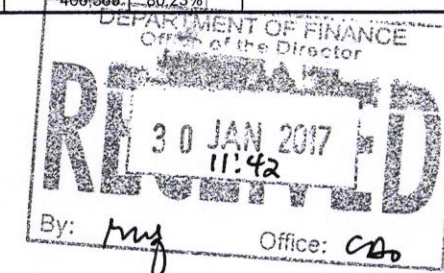
Very truly yours,

**GIL S. BELTRAN**  
Undersecretary

**Department of Finance - Office of the Secretary**  
**Financial Performance Report**  
**As of December 31, 2016**  
**ALL FUNDS**  
In Thousand Pesos

**I. EXPENDITURES**

EXPENDITURES	FY 2016	ALLOTMENTS RECEIVED				OBLIGATIONS INCURRED				UTILIZATION			
FUND SOURCE	APPROPRIATIONS	PS	MOOE	CO	TOTAL	PS	MOOE	CO	TOTAL	RATE (In %)			
	(Full Year)	As of December 31, 2016										REMARKS	
Current Year Budget													
Agency Specific Budget													
OSEC	865,650	221,335	316,440	317,484	855,259	217,999	260,221	16,100	494,320	57.80%			
MDFO	220,000			220,000	220,000			220,000	220,000	100.00%			
Special Purpose Funds	52,957	52,957			52,957	49,593			49,593	93.65%			
Automatic Appropriation/Grant Fund	90,578	19,068	64,986	6,524	90,578	18,143	46,548	5,716	70,407	77.73%			
Sub-total	1,229,185	293,360	381,426	544,008	1,218,794	285,735	306,769	241,816	834,320	68.45%			
Continuing Appropriation													
Unobligated Allotments as of 12/31/15													
OSEC	376,700	-	62,078	104,043	166,121	-	37,278	77,487	114,765	69.09%			
MDFO													
Sub-total	376,700	-	62,078	104,043	166,121	-	37,278	77,487	114,765	69.09%			
TOTAL	1,605,885	293,360	443,504	648,051	1,384,915	285,735	344,047	319,303	949,085	68.53%			
OF WHICH													
Key Programs/Projects:													
1. Anti-Corruption, Transparent, Accountable and Participatory Governance	499,053	158,435	323,202	17,416	499,053	155,309	231,559	13,501	400,369	80.23%			
MFO 1 - Financial Sector and Fiscal Policy Services (Domestic and International)	215,290	32,812	179,194	3,284	215,290	32,161	135,256	2,061	169,478	78.72%			
MFO 2 - Public Sector Financial Resources Management Services	262,649	110,442	138,075	14,132	262,649	107,967	91,387	11,440	210,794	80.26%			
MFO 3 - Municipal Development Fund Administration Services	21,114	15,181	5,933	-	21,114	15,181	4,916	-	20,097	95.18%			
2. Poverty Reduction and Empowerment of the Poor and Vulnerable	-	-	-	-	-	-	-	-	-				
3. Rapid, Inclusive and Sustained Economic Growth	-	-	-	-	-	-	-	-	-				
4. Just and lasting peace and rule of law	-	-	-	-	-	-	-	-	-				
5. Integrity of the environment and climate change mitigation and adaptation	-	-	-	-	-	-	-	-	-				
Total	499,053	158,435	323,202	17,416	499,053	155,309	231,559	13,501	400,369	80.23%			








[illegible]

[illegible]



II. DISBURSEMENT										
			DISBURSEMENT							
	FY 2016 CASH PROGRAM *		AUTHORITIES	ACTUAL DISBURSEMENTS				DISBURSEMENT		
DISBURSEMENT AUTHORITY			RECEIVED/ ISSUED	PS	MOOE	CO	TOTAL	RATE (In %)		REMARKS
	FULL YEAR *	JAN-DEC *	NCA	As of December 31, 2016						
Cash Program for: <b>Gen. Fund</b>										
	1,271,464	1,271,464	587,251	236,366	214,969	43,368	494,703			
Current Year - Regular & Automatic Appro.	560,838	560,838	554,392	201,665	174,041	9,065	384,771	83.47%		* Revised Cash Program deducting Aug. to Dec. P1.71B on Capital Outlay (Bldg) and P90M TRA.
Prior Year's Obligation	710,626	710,626	0	2,755	40,928	34,303	77,986			
Special Purpose Fund										
1st Tranche on Compensation Adjustment	-	-	18,280	18,280			18,280	100.00%		
Mid-Year Bonus	-	-	7,589	7,589			7,589	100.00%		
PBB for FY 2015			6,990	6,077			6,077	86.94%		
Non-Cash Availment Authority										
Cash Disbursement Ceiling							-			
NCA for Fund 171	81,270	81,270	118,625	-	56,662	3,492	60,154	50.71%		
Notice of Cash Allocation (NCA) for: <b>EITI</b> <b>( Extractive Industries Transparency Initiative)</b>										Disbursement Authority of P37.934 is the cash balance from 2015 NCA (excluding loss/gain in forex) In July 1, 2016 \$287T or P13M was rem to BTR.
Special Account -Foreign			37,934		26,113		26,113	68.84%		
Notice of Cash Allocation (NCA) for: <b>NPGA 4</b>										
Special Account -Foreign	10,341	10,341	10,341		8,279	731	9,010	87.13%		
Notice of Cash Allocation (NCA) for: <b>KFW</b> <b>( KFW Capacity Development Support Program)</b>										
Special Account -Foreign	70,929	70,929	70,350		22,270	2,761	25,031	35.58%		
Non-Cash Availment Authority										
Cash Disbursement Ceiling										
Tax Remittance Advice for: <b>KFW (Actual)</b>			3,724		3,602	122	3,724	100.00%		
Tax Remittance Advice for: <b>EITI Grant</b>							-			
Tax Remittance Advice for: <b>NPGA 4</b>			1,432		1,432		1,432	100.00%		
Tax Remittance Advice for: <b>Gen. Fund</b>	30,973	30,973	49,831	34,938	12,437	2,457	49,832	100.00%		
Total Tax Remittance Advice	30,973	30,973	54,987	34,938	17,471	2,579	54,988			
TOTAL OSEC	1,383,707	1,383,707		271,304	289,102	49,439	609,845			

DISBURSEMENT AUTHORITY	FY 2016 CASH PROGRAM		DISBURSEMENT AUTHORITIES	ACTUAL DISBURSEMENT				DISBURSEMENT RATE	REMARKS
	FULL YEAR	JAN-DEC	RECEIVED/ ISSUED	PS	MOOE	CO	TOTAL	(In %)	
			As of December 31, 2016						
Notice of Cash Allocation (NCA) for:									
Current Year	-	-	-	-	-	-	-		
Prior Year's A/Ps	-	536,278	-	-	66,256	440,232	506,488		
ARCP2		470,022				440,232	440,232	93.66%	
HSRAS		66,256			66,256		66,256	100.00%	
Total MDFO	-	536,278	-	-	66,256	440,232	506,488		
TOTAL OSEC & MDFO	1,383,707	1,919,985		271,304	355,358	489,671	1,116,333		
APPROVED BY:			Certified Correct :						
 GIL S. BELTRAN Undersecretary 1/22/17		 MARICEL V. ESCOBAR OIC, Budget Division 1/22/17			 LOLITA R. VERDADERO Head, Accounting Unit 1/27/17				