



LIST OF ALLOTMENTS AND SUB-ALLOTMENTS
As of the Quarter Ending June 30, 2015

Department: Department of Finance
Agency/Operating Unit: Office of the Secretary
Organizational Code (UACS): 11 001 0000000
Funding Source Code (as clustered): 01101101, 01104102, 01101402, 01101405, 01101406 & 01101407

x	Current Year Appropriations
	Supplemental Appropriations
	Continuing Appropriations

No.	Allotments / Sub-Allotments		Funding Source		Allotments / Sub-Allotments received from COs / ROs				Sub-Allotments to Regions / Operating Units				Total Allotments / Net of Sub-Allotments			
	Number	Date	Description	UACS Code	PS	MOOE	CO	TOTAL	PS	MOOE	CO	TOTAL	PS	MOOE	CO	TOTAL
1	2	3	4	5	6	7	8	9=(6+7+8)	10	11	12	13=(10+11+12)	14=(6+10)	15=(7+11)	16=(8+12)	17=(14+15+16)
A. Allotments received from DBM																
1	Comprehensive Release per Annex A of NBC No. 556	January 5, 2015	RA 10651 Agency Specific Budget	01 1 01 101	212,346,000.00	248,993,000.00	235,221,000.00	696,560,000.00	-	-	-	-	212,346,000.00	248,993,000.00	235,221,000.00	696,560,000.00
2	GARO No. 2015-1	January 5, 2015	Automatic Appr.	01 1 04 102	18,935,000.00	-	-	18,935,000.00	-	-	-	-	18,935,000.00	-	-	18,935,000.00
3	SARO-BMB-C-15-0002659	March 9, 2015	PGF	01 1 01 407	129,976.00	-	-	129,976.00	-	-	-	-	129,976.00	-	-	129,976.00
4	SARO-BMB-C-15-0002990	March 13, 2015	PGF	01 1 01 407	128,099.00	-	-	128,099.00	-	-	-	-	128,099.00	-	-	128,099.00
5	SARO-BMB-C-15-0003775	March 27, 2015	PGF	01 1 01 407	74,269.00	-	-	74,269.00	-	-	-	-	74,269.00	-	-	74,269.00
6	SARO-BMB-C-15-0004514	April 17, 2015	PGF	01 1 01 407	94,135.00	-	-	94,135.00	-	-	-	-	94,135.00	-	-	94,135.00
7	SARO-BMB-C-15-0004899	April 27, 2015	ICF	01 1 01 405	-	5,301,818.00	-	5,301,818.00	-	-	-	-	-	5,301,818.00	-	5,301,818.00
8	SARO-BMB-C-15-0006558	May 27, 2015	PGF	01 1 01 407	65,862.00	-	-	65,862.00	-	-	-	-	65,862.00	-	-	65,862.00
9	SARO-BMB-C-15-0006785	June 1, 2015	CF	01 1 01 402	-	11,500,000.00	-	11,500,000.00	-	-	-	-	-	11,500,000.00	-	11,500,000.00
10	SARO-BMB-C-15-0007509	June 9, 2015	PGF	01 1 01 407	162,886.00	-	-	162,886.00	-	-	-	-	162,886.00	-	-	162,886.00
11	SARO-BMB-C-15-0007944	June 15, 2015	MPBF	01 1 01 406	13,498,029.00	-	-	13,498,029.00	-	-	-	-	13,498,029.00	-	-	13,498,029.00
12	SARO-BMB-C-15-0008688	June 25, 2015	PGF	01 1 01 407	223,147.00	-	-	223,147.00	-	-	-	-	223,147.00	-	-	223,147.00
	Sub-Total				245,657,403.00	265,794,818.00	235,221,000.00	746,673,221.00	-	-	-	-	245,657,403.00	265,794,818.00	235,221,000.00	746,673,221.00
B. Sub-Allotments received from																
	Central Office / Regional Office															
1								-				-	-	-	-	-
	Sub-Total				-	-	-	-	-	-	-	-	-	-	-	-
	Total Allotments				245,657,403.00	265,794,818.00	235,221,000.00	746,673,221.00	-	-	-	-	245,657,403.00	265,794,818.00	235,221,000.00	746,673,221.00
Summary by Funding Source Code:																
	Agency Specific Budget - RA 10633		01 1 01 101		212,346,000.00	248,993,000.00	235,221,000.00	696,560,000.00	-	-	-	-	212,346,000.00	248,993,000.00	235,221,000.00	696,560,000.00
	Retirement & Life Insurance Premium		01 1 04 102		18,935,000.00	-	-	18,935,000.00	-	-	-	-	18,935,000.00	-	-	18,935,000.00
	Contingent Fund		01 1 01 402		-	11,500,000.00	-	11,500,000.00	-	-	-	-	-	11,500,000.00	-	11,500,000.00
	International Commitments Fund		01 1 01 405		-	5,301,818.00	-	5,301,818.00	-	-	-	-	-	5,301,818.00	-	5,301,818.00
	Miscellaneous Personnel Benefits Fund		01 1 01 406		13,498,029.00	-	-	13,498,029.00	-	-	-	-	13,498,029.00	-	-	13,498,029.00
	Pension & Gratuity Fund		01 1 01 407		878,374.00	-	-	878,374.00	-	-	-	-	878,374.00	-	-	878,374.00

Certified Correct:


MARICEL V. ESCOBAR
OIC, Supervising Administrative Officer
Budget Division 



LIST OF ALLOTMENTS AND SUB-ALLOTMENTS
As of the Quarter Ending June 30, 2015

Department: **Department of Finance**
Agency/Operating Unit: **Office of the Secretary**
Organizational Code (UACS): **11 001 0000000**
Funding Source Code (as clustered): **01103101**

	Current Year Appropriations
x	Supplemental Appropriations
	Continuing Appropriations

No.	Allotments / Sub-Allotments		Funding Source		Allotments / Sub-Allotments received from COs / ROs				Sub-Allotments to Regions / Operating Units				Total Allotments / Net of Sub-Allotments			
	Number	Date	Description	UACS Code	PS	MOOE	CO	TOTAL	PS	MOOE	CO	TOTAL	PS	MOOE	CO	TOTAL
1	2	3	4	5	6	7	8	9=(6+7+8)	10	11	12	13=(10+11+12)	14=(6+10)	15=(7+11)	16=(8+12)	17=(14+15+16)
A. Allotments received from DBM																
1	SARO-BMB-C-15-0003285	March 19, 2015	Supplemental	01 1 03 101	-	-	32,224,000.00	32,224,000.00	-	-	-	-	-	-	32,224,000.00	32,224,000.00
	Sub-Total				-	-	32,224,000.00	32,224,000.00	-	-	-	-	-	-	32,224,000.00	32,224,000.00
B. Sub-Allotments received from Central Office / Regional Office																
1					-	-	-	-	-	-	-	-	-	-	-	-
	Sub-Total				-	-	-	-	-	-	-	-	-	-	-	-
	Total Allotments				-	-	32,224,000.00	32,224,000.00	-	-	-	-	-	-	32,224,000.00	32,224,000.00
Summary by Funding Source Code:																
	Supplemental Appropriations			01 1 03 101	-	-	32,224,000.00	32,224,000.00	-	-	-	-	-	-	32,224,000.00	32,224,000.00

Certified Correct:


MARICEL V. ESCOBAR
OIC, Supervising Administrative Officer
Budget Division 

LIST OF ALLOTMENTS AND SUB-ALLOTMENTS
As of the Quarter Ending June 30, 2015

Department: Department of Finance
Agency/Operating Unit: Office of the Secretary
Organizational Code (UACS): 11 001 0000000
Funding Source Code (as clustered): 04104161, 04104163 & 04104167

x	Current Year Appropriations
	Supplemental Appropriations
	Continuing Appropriations

No.	Allotments / Sub-Allotments		Funding Source		Allotments / Sub-Allotments received from COs / ROs				Sub-Allotments to Regions / Operating Units				Total Allotments / Net of Sub-Allotments			
	Number	Date	Description	UACS Code	PS	MOOE	CO	TOTAL	PS	MOOE	CO	TOTAL	PS	MOOE	CO	TOTAL
1	2	3	4	5	6	7	8	9=(6+7+8)	10	11	12	13=(10+11+12)	14=(6+10)	15=(7+11)	16=(8+12)	17=(14+15+16)
A. Allotments received from DBM																
1	SARO-BMB-C-15-0000111	January 13, 2015	Automatic Appro.	04 1 04 167	-	13,500,000.00	-	13,500,000.00	-	-	-	-	-	13,500,000.00	-	13,500,000.00
2	SARO-BMB-C-15-0002792	March 10, 2015	Automatic Appro.	04 1 04 163	-	31,705,666.00	-	31,705,666.00	-	-	-	-	-	31,705,666.00	-	31,705,666.00
3	SARO-BMB-C-15-0004360	April 15, 2015	Automatic Appro.	04 1 04 161	-	76,846,000.00	-	76,846,000.00	-	-	-	-	-	76,846,000.00	-	76,846,000.00
	Sub-Total				-	122,051,666.00	-	122,051,666.00	-	-	-	-	-	122,051,666.00	-	122,051,666.00
B. Sub-Allotments received from Central Office / Regional Office																
1					-	-	-	-	-	-	-	-	-	-	-	-
	Sub-Total				-	-	-	-	-	-	-	-	-	-	-	-
	Total Allotments				-	122,051,666.00	-	122,051,666.00	-	-	-	-	-	122,051,666.00	-	122,051,666.00
Summary by Funding Source Code:																
	Germany - CDSP			04 1 04 161	-	76,846,000.00	-	76,846,000.00	-	-	-	-	-	76,846,000.00	-	76,846,000.00
	Int'l Bank for Reconstruction & Dev't			04 1 04 163	-	31,705,666.00	-	31,705,666.00	-	-	-	-	-	31,705,666.00	-	31,705,666.00
	Japan - NPGA-CVF-2			04 1 04 167	-	13,500,000.00	-	13,500,000.00	-	-	-	-	-	13,500,000.00	-	13,500,000.00

Certified Correct:


MARICEL V. ESCOBAR
OIC, Supervising Administrative Officer
Budget Division 

LIST OF ALLOTMENTS AND SUB-ALLOTMENTS
As of the Quarter Ending June 30, 2015

Department: **Department of Finance**
Agency/Operating Unit: **Office of the Secretary**
Organizational Code (UACS): **11 001 0000000**
Funding Source Code (as clustered): **01102101, 01102404 & 01102405**

	Current Year Appropriations
	Supplemental Appropriations
x	Continuing Appropriations

No.	Allotments / Sub-Allotments		Funding Source		Allotments / Sub-Allotments received from COs / ROs				Sub-Allotments to Regions / Operating Units				Total Allotments / Net of Sub-Allotments			
	Number	Date	Description	UACS Code	PS	MOOE	CO	TOTAL	PS	MOOE	CO	TOTAL	PS	MOOE	CO	TOTAL
1	2	3	4	5	6	7	8	9=(6+7+8)	10	11	12	13=(10+11+12)	14=(6+10)	15=(7+11)	16=(8+12)	17=(14+15+16)
A. Allotments received from DBM																
1	Comprehensive Release per Annex A of NBC No. 551	January 2, 2014	RA 10633 Agency Specific Budget	01 1 02 101	-	37,831,729.31	2,795,340.24	40,627,069.55	-	-	-	-	-	37,831,729.31	2,795,340.24	40,627,069.55
2	SARO-BMB-C-14-0001684	February 26, 2014	ICF	01 1 02 405	-	7,362,208.29	-	7,362,208.29	-	-	-	-	-	7,362,208.29	-	7,362,208.29
3	SARO-BMB-C-14-0003222	March 24, 2014	ICF	01 1 02 405	-	146,000.00	-	146,000.00	-	-	-	-	-	146,000.00	-	146,000.00
4	SARO-BMB-C-14-0005599	May 15, 2014	ICF	01 1 02 405	-	405,800.00	-	405,800.00	-	-	-	-	-	405,800.00	-	405,800.00
5	SARO-BMB-C-14-0009183	July 7, 2014	ICF	01 1 02 405	-	222,691.67	-	222,691.67	-	-	-	-	-	222,691.67	-	222,691.67
6	SARO-BMB-C-14-0012308	August 26, 2014	ICF	01 1 02 405	-	30,681.44	-	30,681.44	-	-	-	-	-	30,681.44	-	30,681.44
7	SARO-BMB-C-14-0012594	August 29, 2014	ICF	01 1 02 405	-	5,317,200.00	-	5,317,200.00	-	-	-	-	-	5,317,200.00	-	5,317,200.00
8	SARO-BMB-C-15-0004284	April 13, 2015	ICF	01 1 02 405	-	9,700,000.00	-	9,700,000.00	-	-	-	-	-	9,700,000.00	-	9,700,000.00
9	SARO-BMB-C-15-0002781	March 10, 2015	E-Gov	01 1 02 404	-	31,048,320.00	20,599,000.00	51,647,320.00	-	-	-	-	-	31,048,320.00	20,599,000.00	51,647,320.00
	Sub-Total				-	92,064,630.71	23,394,340.24	115,458,970.95	-	-	-	-	-	92,064,630.71	23,394,340.24	115,458,970.95
B. Sub-Allotments received from Central Office / Regional Office																
1					-	-	-	-	-	-	-	-	-	-	-	-
	Sub-Total				-	-	-	-	-	-	-	-	-	-	-	-
	Total Allotments				-	92,064,630.71	23,394,340.24	115,458,970.95	-	-	-	-	-	92,064,630.71	23,394,340.24	115,458,970.95
Summary by Funding Source Code:																
	Agency Specific Budget - RA 10651		01 1 02 101		-	37,831,729.31	2,795,340.24	40,627,069.55	-	-	-	-	-	37,831,729.31	2,795,340.24	40,627,069.55
	E-Government Fund		01 1 02 404		-	31,048,320.00	20,599,000.00	51,647,320.00	-	-	-	-	-	31,048,320.00	20,599,000.00	51,647,320.00
	International Commitments Fund		01 1 02 405		-	23,184,581.40	-	23,184,581.40	-	-	-	-	-	23,184,581.40	-	23,184,581.40

Certified Correct:


MARICEL V. ESCOBAR
OIC, Supervising Administrative Officer
Budget Division 