


SUMMARY OF APPROPRIATIONS, ALLOTMENTS, OBLIGATIONS, DISBURSEMENTS AND BALANCES BY OBJECT OF EXPENDITURES
As of the Quarter Ending September 30, 2015

x	Current Year Appropriations
	Supplemental Appropriations
	Continuing Appropriations

Department: Department of Finance
Agency/Operating Unit: Office of the Secretary
Organizational Code (UACS): 11 001 000000
Funding Source Code (as clustered): 01101101, 01104102, 01101402, 01101405, 01101406 & 01101407

Particulars	UACS CODE	Appropriations			Allotments				Current Year Obligations						Current Year Disbursements					Balances			
		Authorized Appropriations	Adjustments (Transfer To/From, Realignment)	Adjusted Appropriations	Allotments Received	Adjustments (Withdrawal, Realignment)	Transfer To	Transfer From	Adjusted Total Allotments	1st Quarter ending March 31	2nd Quarter ending June 30	3rd Quarter ending Sept. 30	4th Quarter ending Dec. 31	Total	1st Quarter ending March 31	2nd Quarter ending June 30	3rd Quarter ending Sept. 30	4th Quarter ending Dec. 31	Total	Unreleased Appropriations	Unobligated Allotment	Unpaid Obligations (15-20)=(23+24)	
																						Due and Demandable	Not Yet Due and Demandable
1	2	3	4	5=(3+4)	6	7	8	9	10=([6]-[7]-8+9)	11	12	13	14	15=([11]-[12]+[13]-[14])	16	17	18	19	20=([16]+[17]+[18]-[19])	21=[5-6]	22=[10-15]	23	24
RA 10651 FY 2015																							
A. AGENCY SPECIFIC BUDGET																							
Personnel Services		212,346,000.00	-	212,346,000.00	212,346,000.00	-	-	-	212,346,000.00	50,319,230.75	60,676,229.74	53,071,809.02	-	164,067,269.51	47,568,187.82	49,875,158.41	49,131,969.88	-	146,575,316.11	-	48,278,730.49	17,491,953.40	-
Maintenance & Other Operating Expenses		459,572,000.00	-	459,572,000.00	248,993,000.00	-	-	-	248,993,000.00	85,120,890.44	33,680,869.64	26,517,982.62	-	145,319,742.70	15,903,325.48	39,516,806.73	43,536,658.25	-	98,956,790.46	210,579,000.00	103,673,257.30	29,728,168.79	16,634,783.45
Capital Outlay		235,221,000.00	-	235,221,000.00	235,221,000.00	-	-	-	235,221,000.00	72,910.00	12,586,933.65	725,075.16	-	13,384,918.81	6,910.00	172,608.22	76,740.16	-	256,258.38	-	221,836,081.19	13,128,660.43	-
TOTAL		907,139,000.00	-	907,139,000.00	696,560,000.00	-	-	-	696,560,000.00	135,513,031.19	106,944,033.03	80,314,866.80	-	322,771,931.02	63,478,423.30	89,564,573.36	92,745,368.29	-	245,788,364.95	210,579,000.00	373,788,068.98	60,348,782.62	16,634,783.45
B. AUTOMATIC APPROPRIATIONS																							
Retirement & Life Insurance Premium		18,935,000.00	-	18,935,000.00	18,935,000.00	-	-	-	18,935,000.00	4,680,221.57	4,545,618.37	4,618,374.16	-	13,844,214.10	4,580,221.57	4,545,618.37	4,618,374.16	-	13,844,214.10	-	5,090,785.90	-	-
C. SPECIAL PURPOSE FUNDS																							
Pension and Gratuity Funds																							
Personnel Services		-	7,697,906.00	7,697,906.00	7,697,906.00	-	-	-	7,697,906.00	129,975.75	748,394.75	6,819,529.77	-	7,697,900.27	129,975.75	523,504.84	7,044,419.68	-	7,697,900.27	-	5.73	-	-
International Commitments Fund																							
Maintenance & Other Operating Expenses		-	5,301,818.00	5,301,818.00	5,301,818.00	-	-	-	5,301,818.00	-	148,524.85	3,431,877.98	-	3,580,402.83	-	103,148.85	2,610,686.00	-	2,713,834.85	-	1,721,415.17	866,567.98	-
Miscellaneous Personnel Benefits Fund																							
Personnel Services		-	13,498,029.00	13,498,029.00	13,498,029.00	-	-	-	13,498,029.00	-	13,498,029.00	-	-	13,498,029.00	-	10,324,979.00	627,540.08	-	10,952,519.08	-	-	2,545,509.92	-
Contingent Fund																							
Maintenance & Other Operating Expenses		-	14,750,000.00	14,750,000.00	14,750,000.00	-	-	-	14,750,000.00	-	-	9,584,798.03	-	9,584,798.03	-	-	946,500.00	-	946,500.00	-	5,165,201.97	8,638,298.03	-
TOTAL		-	41,247,753.00	41,247,753.00	41,247,753.00	-	-	-	41,247,753.00	129,975.75	14,394,948.60	19,836,205.78	-	34,361,130.13	129,975.75	10,951,632.69	11,229,145.76	-	22,310,754.20	-	6,886,622.87	12,050,375.93	-
GRAND TOTAL		926,074,000.00	41,247,753.00	967,321,753.00	756,742,753.00	-	-	-	756,742,753.00	140,323,228.51	125,884,600.00	104,769,446.74	-	370,977,275.25	68,288,620.62	105,061,824.42	108,592,888.21	-	281,943,333.25	210,579,000.00	385,765,477.75	72,399,158.55	16,634,783.45

Certified Correct:

MA. LUISA M. NOTARIO
Chief Administrative Division, Budget Division
Date:

Certified Correct:

LOLITA R. VERDADERO
Chief Accountant
Date:
17

Recommending Approval:

MA. LOURDES B. RECENTE
Director IV, Central Financial Management Office
Date:

Approved by:

MA. LOURDES B. RECENTE
Assistant Secretary and Chief of Staff
Date:

SUMMARY OF APPROPRIATIONS, ALLOTMENTS, OBLIGATIONS, DISBURSEMENTS AND BALANCES BY OBJECT OF EXPENDITURES
As of the Quarter Ending September 30, 2015

x	Current Year Appropriations
	Supplemental Appropriations
	Continuing Appropriations

Department: Department of Finance
Agency/Operating Unit: Office of the Secretary
Organizational Code (UACS): 11 001 0000000
Funding Source Code (as clustered): 01101101, 01104102, 01101402, 01101405, 01101406 & 01101407

Particulars	UACS CODE	Appropriations			Allotments					Current Year Obligations					Current Year Disbursements					Balances			
		Authorized Appropriations	Adjustments (Transfer To/From, Realignment)	Adjusted Appropriations	Allotments Received	Adjustments (Withdrawal, Realignment)	Transfer To	Transfer From	Adjusted Total Allotments	1st Quarter ending March 31	2nd Quarter ending June 30	3rd Quarter ending Sept. 30	4th Quarter ending Dec. 31	Total	1st Quarter ending March 31	2nd Quarter ending June 30	3rd Quarter ending Sept. 30	4th Quarter ending Dec. 31	Total	Unreleased Appropriations	Unobligated Allotment	Unpaid Obligations (15-20)=(23+24)	
																						Due and Demandable	Not Yet Due and Demandable
1	2	3	4	5=(3+4)	6	7	8	9	10=(6+(-)7)-8-9	11	12	13	14	15=(11+12-13+14)	16	17	18	19	20=(16+17+18+19)	21=(5-6)	22=(10-15)	23	24
GRAND TOTAL																							
PERSONNEL SERVICES																							
Salaries and Wages	50101000 00	168,538,000.00	-	168,538,000.00	168,538,000.00	(2,543,906.77)	-	-	165,994,093.23	41,021,584.60	41,470,461.08	41,844,153.05	-	124,336,198.73	39,060,738.50	39,667,228.49	39,813,313.70	-	118,541,280.69	-	41,657,894.50	5,794,918.04	-
Basic Salary - Civilian	50101010 01	157,810,000.00	-	157,810,000.00	157,810,000.00	(2,952,985.85)	-	-	154,857,014.15	39,862,652.44	39,805,631.97	39,582,147.95	-	119,250,432.36	38,023,907.26	38,354,224.40	37,994,014.28	-	114,372,145.94	-	35,606,581.79	4,678,286.42	-
Salaries and Wages - Casual/Contractual	50101020 00	10,728,000.00	-	10,728,000.00	10,728,000.00	406,079.08	-	-	11,137,079.08	1,158,932.16	1,664,829.11	2,262,005.10	-	5,085,766.37	1,036,831.24	1,313,004.09	1,819,299.42	-	4,169,134.75	-	6,051,312.71	916,631.62	-
Other Compensation	50102000 00	41,212,000.00	13,498,029.00	54,710,029.00	54,710,029.00	2,246,906.77	-	-	56,956,935.77	8,766,975.62	32,130,256.82	10,461,015.88	-	51,358,248.32	7,976,778.79	19,959,696.15	9,179,228.10	-	37,115,703.04	-	5,598,687.45	14,242,545.28	-
PERA - Civilian	50102010 01	9,168,000.00	-	9,168,000.00	9,168,000.00	-	-	-	9,168,000.00	3,024,545.46	1,534,227.82	3,016,094.55	-	7,574,867.83	2,837,356.31	1,526,899.23	2,833,009.02	-	7,197,264.56	-	1,593,132.17	377,603.27	-
Representation Allowance	50102020 00	7,116,000.00	-	7,116,000.00	7,116,000.00	116,000.00	-	-	7,232,000.00	2,552,750.00	1,189,375.00	2,394,625.00	-	6,136,750.00	2,220,250.00	1,148,875.00	2,092,875.00	-	5,462,000.00	-	1,095,250.00	674,750.00	-
Transportation Allowance	50102030 01	7,116,000.00	-	7,116,000.00	7,116,000.00	8,000.00	-	-	7,124,000.00	1,803,750.00	844,625.00	1,681,625.00	-	4,330,000.00	1,555,750.00	780,625.00	1,457,375.00	-	2,794,000.00	-	2,794,000.00	536,250.00	-
Clothing/Uniform Allowance - Civilian	50102040 01	1,910,000.00	-	1,910,000.00	1,910,000.00	23,075.04	-	-	1,933,075.04	1,385,930.16	-	467,839.60	-	1,853,769.76	1,363,422.48	20,033.92	23,845.84	-	1,407,302.24	-	79,305.28	446,467.52	-
Subsistence Allowance	50102050 03	68,300.00	-	68,300.00	68,300.00	-	-	-	68,300.00	-	-	34,150.00	-	-	-	-	18,350.00	-	18,350.00	-	34,150.00	15,800.00	-
Laundry Allowance	50102060 04	5,700.00	-	5,700.00	5,700.00	-	-	-	5,700.00	-	-	2,850.00	-	-	-	-	2,611.33	-	2,611.33	-	2,850.00	238.67	-
Productivity Incentive Allowance - Civilian	50102080 01	764,000.00	-	764,000.00	764,000.00	-	-	-	764,000.00	-	-	764,000.00	-	-	-	-	-	-	-	-	-	764,000.00	-
Honoraria - Civilian	50102100 01	-	-	-	-	1,801,484.95	-	-	1,801,484.95	-	-	1,801,484.95	-	1,801,484.95	-	-	1,746,031.45	-	1,746,031.45	-	-	55,453.50	-
Hazard Pay	50102110 01	-	-	-	-	118,449.59	-	-	118,449.59	-	-	118,449.59	-	118,449.59	-	-	118,449.59	-	118,449.59	-	-	-	-
Longevity Pay - Civilian	50102120 01	-	-	-	-	-	-	-	-	-	-	-	-	-	-	-	-	-	-	-	-	-	-
Overtime Pay	50102130 01	-	-	-	-	179,897.19	-	-	179,897.19	-	-	179,897.19	-	179,897.19	-	-	178,282.77	-	178,282.77	-	-	1,614.42	-
Bonus - Civilian	50102140 01	13,154,000.00	-	13,154,000.00	13,154,000.00	-	-	-	13,154,000.00	-	-	13,154,000.00	-	13,154,000.00	-	5,385,784.00	70,608.02	-	5,456,392.02	-	-	7,697,607.98	-
Cash Gift - Civilian	50102150 01	1,910,000.00	-	1,910,000.00	1,910,000.00	-	-	-	1,910,000.00	-	-	1,910,000.00	-	1,910,000.00	-	772,500.00	10,250.00	-	782,750.00	-	-	1,127,250.00	-
Other Bonuses and Allowances	50102990 00	-	-	-	-	-	-	-	-	-	-	-	-	-	-	-	-	-	-	-	-	-	-
Collective Negotiation Agreement Incentive - Civilian	50102990 11	-	-	-	-	-	-	-	-	-	-	-	-	-	-	-	-	-	-	-	-	-	-
Productivity Enhancement Incentive - Civilian	50102990 12	-	13,498,029.00	13,498,029.00	13,498,029.00	-	-	-	13,498,029.00	-	-	13,498,029.00	-	13,498,029.00	-	10,324,979.00	627,540.08	-	10,952,519.08	-	-	2,545,509.92	-
Performance Based Bonus - Civilian	50102990 14	-	-	-	-	-	-	-	-	-	-	-	-	-	-	-	-	-	-	-	-	-	-
Personnel Benefit Contributions	50103000 00	21,135,000.00	-	21,135,000.00	21,135,000.00	-	-	-	21,135,000.00	5,208,981.57	5,060,433.37	5,141,662.91	-	15,411,077.85	5,208,981.57	5,060,433.37	5,141,662.91	-	15,411,077.85	-	5,723,922.15	-	-
Retirement and Life Insurance Premiums	50103010 00	18,935,000.00	-	18,935,000.00	18,935,000.00	-	-	-	18,935,000.00	4,680,221.57	4,545,618.37	4,618,374.16	-	13,844,214.10	4,680,221.57	4,545,618.37	4,618,374.16	-	13,844,214.10	-	5,090,785.90	-	-
Pay-IBIG - Civilian	50103020 01	458,000.00	-	458,000.00	458,000.00	-	-	-	458,000.00	111,500.00	108,900.00	111,100.00	-	331,500.00	111,500.00	108,900.00	111,100.00	-	331,500.00	-	126,500.00	-	-
PhilHealth - Civilian	50103030 01	1,284,000.00	-	1,284,000.00	1,284,000.00	-	-	-	1,284,000.00	305,650.00	296,700.00	300,931.25	-	903,281.25	305,650.00	296,700.00	300,931.25	-	903,281.25	-	380,718.75	-	-
ECIP - Civilian	50103040 01	458,000.00	-	458,000.00	458,000.00	-	-	-	458,000.00	111,610.00	109,215.00	111,257.50	-	332,082.50	111,610.00	109,215.00	111,257.50	-	332,082.50	-	125,917.50	-	-
Other Personnel Benefits	50104000 00	396,000.00	7,697,906.00	8,093,906.00	8,093,906.00	297,000.00	-	-	8,390,906.00	131,886.28	807,120.59	7,062,881.11	-	8,001,887.98	131,886.28	581,902.61	7,288,099.09	-	8,001,887.98	-	389,018.02	-	-
Retirement Gratuity - Civilian	50104020 01	-	-	-	-	-	-	-	-	-	-	-	-	-	-	-	-	-	-	-	-	-	-
Terminal Leave Benefits - Civilian	50104030 01	-	1,273,366.00	1,273,366.00	1,273,366.00	-	-	-	1,273,366.00	129,975.75	748,394.75	394,960.07	-	1,273,360.57	129,975.75	523,504.84	619,879.98	-	1,273,360.57	-	5.43	-	-
Lump-sum for Step Increments - Length of Service	50104990 10	396,000.00	-	396,000.00	396,000.00	-	-	-	396,000.00	1,910.53	1,725.84	3,351.34	-	6,987.71	1,910.53	1,397.77	3,679.41	-	6,987.71	-	389,012.29	-	-
Other Personnel Benefits	50104990 99	-	6,424,540.00	6,424,540.00	6,424,540.00	297,000.00	-	-	6,721,540.00	-	57,000.00	6,664,539.70	-	6,721,539.70	-	57,000.00	6,664,539.70	-	6,721,539.70	-	0.30	-	-
Sub-Total, PS	50100000 00	231,281,000.00	21,195,935.00	252,476,935.00	252,476,935.00	-	-	-	252,476,935.00	55,129,428.07	79,468,271.86	64,509,712.95	-	199,107,412.88	52,378,385.14	65,269,260.62	61,422,303.80	-	179,069,949.56	-	53,369,522.12	20,037,463.32	-
MAINTENANCE AND OTHER OPERATING EXPENSES																							
Traveling Expenses	50201000 00	29,632,000.00	3,052,350.00	32,684,350.00	32,684,350.00	3,264,344.11	-	-	35,948,694.11	4,434,560.22	4,295,582.42	5,774,136.85	-	14,504,279.49	3,965,056.31	4,456,315.33	5,355,099.02	-	13,776,470.66	-	21,444,414.62	727,808.83	-
Traveling Expenses - Local	50201010 00	13,171,000.00	3,052,350.00	16,223,350.00	16,223,350.00	(83,300.07)	-	-	16,140,049.93	1,519,236.02	1,004,398.70	1,528,851.82	-	4,052,486.54	1,361,394.54	867,969.18	1,563,704.34	-	3,773,068.06	-	12,087,563.39	279,418.48	-
Traveling Expenses - Foreign	50201020 00	16,461,000.00	-	16,461,000.00	16,461,000.00	3,347,644.18	-	-	19,808,644.18	2,915,324.20	3,29												

SUMMARY OF APPROPRIATIONS, ALLOTMENTS, OBLIGATIONS, DISBURSEMENTS AND BALANCES BY OBJECT OF EXPENDITURES
As of the Quarter Ending September 30, 2015

x	Current Year Appropriations
	Supplemental Appropriations
	Continuing Appropriations

Department: Department of Finance
Agency/Operating Unit: Office of the Secretary
Organizational Code (UACS): 11 001 0000000
Funding Source Code (as clustered): 01101101, 01104102, 01101402, 01101405, 01101406 & 01101407

Particulars	UACS CODE	Appropriations			Allotments					Current Year Obligations					Current Year Disbursements					Balances				
		Authorized Appropriations	Adjustments (Transfer To/From, Realignment)	Adjusted Appropriations	Allotments Received	Adjustments (Withdrawal, Realignment)	Transfer To	Transfer From	Adjusted Total Allotments	1st Quarter ending March 31	2nd Quarter ending June 30	3rd Quarter ending Sept. 30	4th Quarter ending Dec. 31	Total	1st Quarter ending March 31	2nd Quarter ending June 30	3rd Quarter ending Sept. 30	4th Quarter ending Dec. 31	Total	Unreleased Appropriations	Unobligated Allotment	Unpaid Obligations (15-20)=(23+24)		
																						Due and Demandable	Not Yet Due and Demandable	
1	2	3	4	5=(3+4)	6	7	8	9	10=(6+7+8+9)	11	12	13	14	15=(11+12+13+14)	16	17	18	19	20=(16+17+18+19)	21=(5-6)	22=(10-15)	23	24	
Professional Services	50211000 00	252,141,000.00	8,340,000.00	260,481,000.00	49,902,000.00	4,027,270.46	-	-	53,929,270.46	36,757,388.40	1,473,031.01	9,876,505.70	-	48,106,976.11	997,084.69	12,312,522.35	10,282,288.52	-	23,591,895.56	210,579,000.00	5,822,345.35	13,605,048.27	10,909,981.28	
Legal Services	50211010 00	60,000.00	-	60,000.00	60,000.00	-	-	-	60,000.00	-	2,000.00	3,400.00	-	5,400.00	-	2,000.00	1,900.00	-	3,900.00	-	54,600.00	1,500.00	-	
Consultancy Services	50211030 00	6,078,000.00	1,750,000.00	7,828,000.00	7,828,000.00	225,218.33	-	-	8,053,218.33	2,264,482.68	413,793.12	4,501,011.06	-	7,179,286.86	694,827.56	997,241.34	1,256,091.94	-	2,948,160.84	-	873,931.47	2,733,304.31	1,497,821.72	
Other Professional Services	50211990 00	246,063,000.00	6,590,000.00	252,653,000.00	42,014,000.00	3,802,052.13	-	-	45,816,052.13	34,492,905.72	1,057,237.89	5,372,094.64	-	40,922,238.25	302,257.13	11,313,281.01	9,024,296.58	-	20,639,634.72	210,579,000.00	4,893,813.88	10,870,243.97	9,412,159.56	
General Services	50212000 00	18,851,000.00	-	18,851,000.00	18,851,000.00	1,958,139.39	-	-	20,809,139.39	19,870,839.37	-	180,733.32	-	20,051,572.69	1,015,602.78	5,598,716.88	4,393,677.10	-	11,007,896.76	-	757,566.70	4,030,782.76	5,012,893.17	
Janitorial Services	50212020 00	7,247,000.00	-	7,247,000.00	7,247,000.00	1,354,168.34	-	-	8,601,168.34	8,149,518.37	-	180,733.32	-	8,330,251.69	1,015,602.78	1,691,609.88	2,440,023.60	-	5,147,236.26	-	270,916.65	1,100,462.51	2,082,562.92	
Security Services	50212030 00	11,604,000.00	-	11,604,000.00	11,604,000.00	603,971.05	-	-	12,207,971.05	11,721,321.00	-	-	-	11,721,321.00	-	3,907,107.00	1,953,553.50	-	5,860,660.50	-	486,650.05	2,930,330.25	2,930,330.25	
Repairs and Maintenance	50213000 00	13,394,000.00	-	13,394,000.00	13,394,000.00	(78,352.64)	-	-	13,315,647.36	2,606,988.24	5,491,192.85	903,342.81	-	9,001,523.90	876,401.46	2,185,273.30	2,488,448.11	-	5,550,122.87	-	4,314,123.46	3,451,401.03	-	
Other Land Improvements	50213020 99	-	-	-	-	-	-	-	-	-	-	-	-	-	-	-	-	-	-	-	-	-	-	
Buildings	50213040 01	9,377,000.00	-	9,377,000.00	9,377,000.00	(167,000.00)	-	-	9,210,000.00	2,164,189.34	4,881,674.84	543,524.00	-	7,589,388.18	733,292.34	1,343,104.84	2,253,835.00	-	4,330,232.18	-	1,620,611.62	3,259,156.00	-	
Machinery	50213050 01	-	-	-	-	118,000.00	-	-	118,000.00	-	46,000.00	72,000.00	-	118,000.00	-	-	-	-	-	-	-	118,000.00	-	
Office Equipment	50213050 02	135,000.00	-	135,000.00	135,000.00	-	-	-	135,000.00	-	-	-	-	-	-	-	-	-	-	-	-	135,000.00	-	
ICT Equipment	50213050 03	2,274,000.00	-	2,274,000.00	2,274,000.00	(17,700.00)	-	-	2,256,300.00	230,000.00	424,100.00	28,650.00	-	682,750.00	-	644,750.00	-	-	644,750.00	-	1,573,550.00	38,000.00	-	
Communication Equipment	50213050 07	2,000.00	-	2,000.00	2,000.00	(2,000.00)	-	-	-	-	-	-	-	-	-	-	-	-	-	-	-	-	-	
Disaster Response & Rescue Equipment	50213050 09	-	-	-	-	-	-	-	-	-	-	-	-	-	-	-	-	-	-	-	-	-	-	
Medical Equipment	50213050 11	4,000.00	-	4,000.00	4,000.00	-	-	-	4,000.00	-	-	-	-	-	-	-	-	-	-	-	-	4,000.00	-	
Other Machinery and Equipment	50213050 99	356,000.00	-	356,000.00	356,000.00	37,930.00	-	-	393,930.00	37,930.00	-	25,000.00	-	62,930.00	37,930.00	-	25,000.00	-	62,930.00	-	331,000.00	-	-	
Motor Vehicles	50213060 01	1,017,000.00	-	1,017,000.00	1,017,000.00	(47,582.64)	-	-	969,417.36	174,868.90	139,418.01	234,168.81	-	548,455.72	105,179.12	197,418.46	209,613.11	-	512,210.69	-	420,961.64	36,245.03	-	
Repairs and Maintenance - Furniture & Fixtures	50213070 00	125,000.00	-	125,000.00	125,000.00	-	-	-	125,000.00	-	-	-	-	-	-	-	-	-	-	-	-	125,000.00	-	
Other Property, Plant & Equipment	50213990 99	104,000.00	-	104,000.00	104,000.00	-	-	-	104,000.00	-	-	-	-	-	-	-	-	-	-	-	-	104,000.00	-	
Taxes, Insurance Premiums and Other Fees	50215000 00	21,222,000.00	-	21,222,000.00	21,222,000.00	(975,737.92)	-	-	20,246,262.08	615,454.83	120,941.88	201,159.10	-	937,555.81	593,214.69	117,307.02	224,674.10	-	935,195.81	-	19,308,706.27	2,360.00	-	
Taxes, Duties and Licenses	50215010 01	16,977,000.00	-	16,977,000.00	16,977,000.00	961.54	-	-	16,977,961.54	23,252.48	63,789.04	35,918.42	-	122,959.94	14,615.30	72,426.22	33,558.42	-	120,599.94	-	16,855,001.60	2,360.00	-	
Fidelity Bond Premium	50215020 00	656,000.00	-	656,000.00	656,000.00	(447.11)	-	-	655,552.89	2,683.50	25,725.00	106,545.00	-	134,953.50	-	1,408.50	132,420.00	-	134,953.50	-	520,599.39	-	-	
Insurance Expenses	50215030 00	3,589,000.00	-	3,589,000.00	3,589,000.00	(976,252.35)	-	-	2,612,747.65	589,518.85	31,427.84	58,695.68	-	679,642.37	577,190.89	43,756.80	58,695.68	-	679,642.37	-	1,933,105.28	-	-	
Other Maintenance and Operating Expenses	50299000 00	46,960,000.00	6,682,118.00	53,642,118.00	53,642,118.00	(12,083,101.84)	-	-	41,559,016.16	6,752,989.35	3,256,414.14	7,182,164.13	-	17,191,567.62	1,566,499.29	3,498,131.66	6,565,444.45	-	11,630,075.40	-	24,367,448.54	4,849,583.22	711,909.00	
Advertising Expenses	50299010 00	10,100,000.00	-	10,100,000.00	10,100,000.00	(3,984,203.24)	-	-	6,115,796.76	1,728,127.00	1,195,179.00	1,814,369.00	-	4,737,675.00	1,031,029.80	802,662.40	2,051,335.74	-	3,885,027.94	-	1,378,121.76	852,647.06	-	
Printing and Publication Expenses	50299020 00	1,075,000.00	450,000.00	1,525,000.00	1,525,000.00	26,582.00	-	-	1,551,582.00	40,000.00	-	85,761.00	-	935,761.00	-	40,000.00	16,720.00	-	56,720.00	-	615,621.00	879,041.00	-	
Representation Expenses	50299030 00	1,627,000.00	345,000.00	1,972,000.00	1,972,000.00	37,875.00	-	-	2,009,875.00	176,261.35	171,322.05	485,627.63	-	833,211.03	135,428.74	196,249.66	482,117.65	-	813,796.05	-	1,176,663.97	19,414.98	-	
Transportation and Delivery Expenses	50299040 00	500,000.00	-	500,000.00	500,000.00	300,000.00	-	-	800,000.00	-	-	300,000.00	-	300,000.00	-	-	-	-	-	-	-	500,000.00	300,000.00	
Rent/Lease Expenses	50299050 00	-	-	-	-	-	-	-	-	-	-	-	-	-	-	-	-	-	-	-	-	-	-	
Rents - Buildings and Structures	50299050 01	13,792,000.00	-	13,792,000.00	13,792,000.00	(3,303,642.14)	-	-	10,488,357.86	-	931,909.44	-	-	931,909.44	-	-	621,272.96	-	621,272.96	-	9,556,448.42	310,636.48	-	
Rents - Motor Vehicles	50299050 03	-	108,000.00	108,000.00	108,000.00	171,500.00	-	-	279,500.00	-	78,000.00	93,500.00	-	171,500.00	-	-	147,500.00	-	147,500.00	-	108,000.00	24,000.00	-	
Rents - Equipment	50299050 04	250,000.00	2,790,000.00	3,040,000.00	3,040,000.00	2,194,270.00	-	-	5,234,270.00	3,036,900.00	-	1,041,191.00	-	4,078,091.00	-	892,501.95	1,593,794.10	-	2,486,296.05	-	1,156,179.00	879,885.95	711,909.00	
Rents - Living Quarters	50299050 05	-	1,020,000.00	1,020,000.00	1,020,000.00	92,630.00	-	-	1,112,630.00	-	-	312,630.00	-	312,630.00	-	-	156,315.00	-	156,315.00	-	800,000.00	156,315.00	-	
Membership Dues and Contributions to Organizations	50299060 00	1,881,000.00	-	1,881,000.00	1,881,000.00	-	-	-	1,881,000.00	-	-	15,000.00	-	15,000.00	-	-	-	-	-	-	-	1,866,000.00	15,000.00	-
Subscription Expenses	50299070 00	8,9,9																						

SUMMARY OF APPROPRIATIONS, ALLOTMENTS, OBLIGATIONS, DISBURSEMENTS AND BALANCES BY OBJECT OF EXPENDITURES
As of the Quarter Ending September 30, 2015

x	Current Year Appropriations
	Supplemental Appropriations
	Continuing Appropriations

Department: Department of Finance
Agency/Operating Unit: Office of the Secretary
Organizational Code (UACS): 11 001 0000000
Funding Source Code (as clustered): 01101101, 01104102, 01101402, 01101405, 01101406 & 01101407

Particulars	UACS CODE	Appropriations			Allotments					Current Year Obligations					Current Year Disbursements					Balances			
		Authorized Appropriations	Adjustments (Transfer To/From, Realignment)	Adjusted Appropriations	Allotments Received	Adjustments (Withdrawal, Realignment)	Transfer To	Transfer From	Adjusted Total Allotments	1st Quarter ending March 31	2nd Quarter ending June 30	3rd Quarter ending Sept. 30	4th Quarter ending Dec. 31	Total	1st Quarter ending March 31	2nd Quarter ending June 30	3rd Quarter ending Sept. 30	4th Quarter ending Dec. 31	Total	Unreleased Appropriations	Unobligated Allotment	Unpaid Obligations (15-20)=(23+24)	
																						Due and Demandable	Not Yet Due and Demandable
1	2	3	4	5=(3+4)	6	7	8	9	10=[(6-(-))7+8+9]	11	12	13	14	15=(11+12+13+14)	16	17	18	19	20=(16+17+18+19)	21=(5-6)	22=(10-15)	23	24
A. AGENCY SPECIFIC BUDGET																							
PERSONNEL SERVICES																							
Salaries and Wages	50101000 00	168,538,000.00	-	168,538,000.00	168,538,000.00	(2,543,906.77)	-	-	165,994,093.23	41,021,584.60	41,470,461.08	41,844,153.05	-	124,336,198.73	39,060,738.50	39,667,228.49	39,813,313.70	-	118,541,280.69	-	41,657,894.50	5,794,918.04	-
Basic Salary - Civilian	50101010 01	157,810,000.00		157,810,000.00	157,810,000.00	(2,952,585.85)			154,857,414.15	39,862,652.44	39,805,631.97	39,582,147.95		119,250,432.36	38,023,907.26	38,354,224.40	37,994,014.28		114,372,145.94	-	35,606,581.79	4,878,286.42	
Salaries and Wages - Casual/Contractual	50101020 00	10,728,000.00		10,728,000.00	10,728,000.00	409,079.08			11,137,079.08	1,158,932.16	1,664,829.11	2,262,005.10		5,085,766.37	1,036,831.24	1,313,004.09	1,819,299.42		4,169,134.75	-	6,051,312.71	916,631.62	
Other Compensation	50102000 00	41,212,000.00	-	41,212,000.00	41,212,000.00	2,246,906.77	-	-	43,458,906.77	8,766,975.82	18,632,227.82	10,461,015.88	-	37,860,219.32	7,976,778.79	9,634,717.15	8,551,688.02	-	26,163,183.96	-	5,598,687.45	11,697,035.36	-
PERA - Civilian	50102010 01	9,168,000.00		9,168,000.00	9,168,000.00				9,168,000.00	3,024,545.46	1,534,227.82	3,016,094.55		7,574,867.83	2,837,356.31	1,526,899.23	2,833,009.02		7,197,264.56	-	1,593,132.17	377,603.27	
Representation Allowance	50102020 00	7,116,000.00		7,116,000.00	7,116,000.00	116,000.00			7,232,000.00	2,552,750.00	1,189,375.00	2,394,625.00		6,136,750.00	2,220,250.00	1,148,875.00	2,092,875.00		5,462,000.00	-	1,095,250.00	674,750.00	
Transportation Allowance	50102030 01	7,116,000.00		7,116,000.00	7,116,000.00	8,000.00			7,124,000.00	1,803,750.00	844,625.00	1,681,625.00		4,330,000.00	1,555,750.00	780,625.00	1,457,375.00		3,793,750.00	-	2,794,000.00	536,250.00	
Clothing/Uniform Allowance - Civilian	50102040 01	1,910,000.00		1,910,000.00	1,910,000.00	23,075.04			1,933,075.04	1,385,930.16		467,839.60		1,853,769.76	1,363,422.48	20,033.92	23,845.84		1,407,302.24	-	79,305.28	446,467.52	
Subsistence Allowance	50102050 03	68,300.00		68,300.00	68,300.00				68,300.00			34,150.00		34,150.00			18,350.00		18,350.00	-		15,800.00	
Laundry Allowance	50102060 04	5,700.00		5,700.00	5,700.00				5,700.00			2,850.00		2,850.00			2,611.33		2,611.33	-	2,850.00	238.67	
Productivity Incentive Allowance - Civilian	50102080 01	764,000.00		764,000.00	764,000.00				764,000.00			764,000.00		764,000.00						-		764,000.00	
Honoraria - Civilian	50102100 01	-		-	-	1,801,484.95			1,801,484.95			1,801,484.95		1,801,484.95			1,746,031.45		1,746,031.45	-	-	55,453.50	
Hazard Pay	50102110 01	-		-	-	118,449.59			118,449.59			118,449.59		118,449.59			118,449.59		118,449.59	-	-	-	
Longevity Pay - Civilian	50102120 01	-		-	-				-					-					-	-	-	-	
Overtime Pay	50102130 01	-		-	-	179,897.19			179,897.19			179,897.19		179,897.19			178,282.77		178,282.77	-	-	1,614.42	
Bonus - Civilian	50102140 01	13,154,000.00		13,154,000.00	13,154,000.00				13,154,000.00		13,154,000.00			13,154,000.00		5,385,784.00	70,608.02		5,456,392.02	-	-	7,697,607.98	
Cash Gift - Civilian	50102150 01	1,910,000.00		1,910,000.00	1,910,000.00				1,910,000.00			1,910,000.00		1,910,000.00		772,500.00	10,250.00		782,750.00	-	-	1,127,250.00	
Other Bonuses and Allowances	50102990 00	-		-	-				-					-					-	-	-	-	
Collective Negotiation Agreement Incentive - Civilian	50102990 11	-		-	-				-					-					-	-	-	-	
Productivity Enhancement Incentive - Civilian	50102990 12	-		-	-				-					-					-	-	-	-	
Performance Based Bonus - Civilian	50102990 14	-		-	-				-					-					-	-	-	-	
Personnel Benefit Contributions	50103000 00	2,200,000.00	-	2,200,000.00	2,200,000.00	-	-	-	2,200,000.00	528,760.00	514,815.00	523,288.75	-	1,566,863.75	528,760.00	514,815.00	523,288.75	-	1,566,863.75	-	633,136.25	-	-
Retirement and Life Insurance Premiums	50103010 00	-		-	-				-					-					-	-	-	-	
Pay-IBIG - Civilian	50103020 01	456,000.00		456,000.00	456,000.00				456,000.00	111,500.00	108,900.00	111,100.00		331,500.00	111,500.00	108,900.00	111,100.00		331,500.00	-	126,500.00		
PhilHealth - Civilian	50103030 01	1,284,000.00		1,284,000.00	1,284,000.00				1,284,000.00	305,650.00	296,700.00	300,931.25		903,281.25	305,650.00	296,700.00	300,931.25		903,281.25	-	360,718.75		
ECIP - Civilian	50103040 01	456,000.00		456,000.00	456,000.00				456,000.00	111,610.00	109,215.00	111,257.50		332,082.50	111,610.00	109,215.00	111,257.50		332,082.50	-	125,917.50		
Other Personnel Benefits	50104000 00	396,000.00	-	396,000.00	396,000.00	297,000.00	-	-	693,000.00	1,910.53	58,725.84	243,351.34	-	303,987.71	1,910.53	58,397.77	243,679.41	-	303,987.71	-	389,012.29	-	-
Retirement Gratuity - Civilian	50104020 01	-		-	-				-					-					-	-	-	-	
Terminal Leave Benefits - Civilian	50104030 01	-		-	-				-					-					-	-	-	-	
Lump-sum for Step Increments - Length of Service	50104990 10	396,000.00		396,000.00	396,000.00				396,000.00	1,910.53	1,725.84	3,351.34		6,987.71	1,910.53	1,397.77	3,679.41		6,987.71	-	389,012.29	-	-
Other Personnel Benefits	50104990 99	-		-	-	297,000.00			297,000.00		57,000.00	240,000.00		297,000.00		57,000.00	240,000.00		297,000.00	-	-	-	
Sub-Total, PS	50100000 00	212,346,000.00	-	212,346,000.00	212,346,000.00	-	-	-	212,346,000.00	50,319,230.75	60,676,229.74	53,071,809.02	-	164,067,269.51	47,568,187.82	49,875,158.41	49,131,969.88	-	146,575,316.11	-	48,278,730.49	17,491,953.40	-
MAINTENANCE AND OTHER OPERATING EXPENSES																							
Traveling Expenses	50201000 00	29,632,000.00	-	29,632,000.00	29,632,000.00	3,661,144.11	-	-	33,293,144.11	4,434,560.22	4,193,832.42	4,938,997.82	-	13,567,390.46	3,965,056.31	4,374,951.33	4,660,313.02	-	13,000,320.66	-	19,725,753.65	567,669.80	-
Traveling Expenses - Local	50201010 00	13,171,000.00		13,171,000.00	13,171,000.00	313,499.93			13,484,499.93	1,519,236.02	902,648.70	693,712.79		3,115,597.51	1,361,394.54	776,605.18	856,918.34		2,996,918.06	-	10,368,902.42	118,679.45	
Traveling Expenses - Foreign	50201020 00	16,461,000.00		16,461,000.00	16,461,000.00	3,347,644.18			19,808,644.18	2,915,324.20	3,291,183.72	4,245,285.03		10,451,792.95	2,603,661.77	3,598,346.15	3,801,394.68		10,003,402.60	-	9,356,851.23	446,390.35	
Training Expenses	50202010 00	13,987,000.00		13,987,000.00	13,987,000.00	134,683.45			14,121,683.45	499,543.78	651,706.73	2,560,371.90		3,711,622.41	432,243.78	654,322.25	1,995,096.38		3,081,662.41	-	10,410,061.04	629,960.00	
Supplies and Materials Expenses	50203000 00	17,013,000.00	-	17,013,000.00	17,013,000.00	(990,422.82)	-	-	16,022,577.18	3,257,470.88	4,343,362.47	260,280.12	-	7,861,113.47	739,470.72	1,659,721.12	3,915,225.88	-	6,314,417.72	-	8,161,463.71	1,546,695.75	-
Office Supplies Expenses	50203010 00	10,090,000.00		10,090,000.00	10,090,000.00	(730,185.69)			9,359,814.31	400,869.76	3,394,733.71	782,237.96		4,577,841.43	391,539.76	1,059,258.69	2,886,247.48		4,337,045.93	-	4,781,972.88	240,795.50	
ICT Office Supplies	50203010 01	-		-	-	276,474.00			276,474.00			276,474.00		276,474.00					-	-	-	276,474.00	
Accountable Forms Expenses	50203020 00	343,000.00		343,000.00	343,000.00				343,000.00			2,712.50		2,712.50			2,712.50		2,712.50	-	340,287.50		
Drugs and Medicines Expenses	50203070 00	485,000.00		485,000.00	485,000.00	323,433.12			808,433.12	100,000.00	42,939.62	665,493.50		808,433.12	100,000.00								

SUMMARY OF APPROPRIATIONS, ALLOTMENTS, OBLIGATIONS, DISBURSEMENTS AND BALANCES BY OBJECT OF EXPENDITURES
As of the Quarter Ending September 30, 2015

x	Current Year Appropriations
	Supplemental Appropriations
	Continuing Appropriations

Department: Department of Finance
Agency/Operating Unit: Office of the Secretary
Organizational Code (UACS): 11 001 0000000
Funding Source Code (as clustered): 01101101, 01104102, 01104102, 0110405, 01101406 & 01101407

Particulars	UACS CODE	Appropriations			Allotments				Current Year Obligations					Current Year Disbursements					Balances				
		Authorized Appropriations	Adjustments (Transfer To/From, Realignment)	Adjusted Appropriations	Allotments Received	Adjustments (Withdrawal, Realignment)	Transfer To	Transfer From	Adjusted Total Allotments	1st Quarter ending March 31	2nd Quarter ending June 30	3rd Quarter ending Sept. 30	4th Quarter ending Dec. 31	Total	1st Quarter ending March 31	2nd Quarter ending June 30	3rd Quarter ending Sept. 30	4th Quarter ending Dec. 31	Total	Unreleased Appropriations	Unobligated Allotment	Unpaid Obligations (15-20)=(23+24)	
																						Due and Demandable	Not Yet Due and Demandable
1	2	3	4	5=(3-4)	6	7	8	9	10=(6+7-8-9)	11	12	13	14	15=(11+12+13+14)	16	17	18	19	20=(16+17+18+19)	21=(5-6)	22=(10-15)	23	24
Professional Services	50211000 00	252,141,000.00	-	252,141,000.00	41,562,000.00	6,027,270.46	-	-	47,589,270.46	36,757,388.40	1,473,031.01	5,414,905.70	-	43,645,325.11	997,084.69	12,312,522.35	10,282,288.52	-	23,591,895.56	210,579,000.00	3,943,945.35	9,143,448.27	10,909,981.28
Legal Services	50211010 00	60,000.00	-	60,000.00	60,000.00	-	-	-	60,000.00	-	-	3,400.00	-	5,400.00	-	2,000.00	1,900.00	-	3,900.00	-	54,600.00	1,500.00	-
Consultancy Services	50211030 00	6,078,000.00	-	6,078,000.00	6,078,000.00	37,218.33	-	-	6,115,218.33	2,264,482.68	413,793.12	3,313,011.06	-	5,991,286.86	694,827.56	997,241.34	1,256,091.94	-	2,948,160.84	-	123,931.47	1,545,304.31	1,497,821.72
Other Professional Services	50211990 00	246,003,000.00	-	246,003,000.00	35,424,000.00	5,990,052.13	-	-	41,414,052.13	34,492,906.72	1,057,237.89	2,098,494.64	-	37,646,638.25	302,257.13	11,313,281.01	9,024,296.58	-	20,639,834.72	210,579,000.00	3,765,413.88	7,596,643.97	9,412,169.56
General Services	50212000 00	18,851,000.00	-	18,851,000.00	18,851,000.00	1,958,139.39	-	-	20,809,139.39	19,870,839.37	-	180,733.32	-	20,051,572.69	1,015,602.78	5,598,716.88	4,393,577.10	-	11,007,896.76	-	757,566.70	4,030,782.76	5,012,893.17
Janitorial Services	50212020 00	7,247,000.00	-	7,247,000.00	7,247,000.00	1,354,168.34	-	-	8,601,168.34	8,149,518.37	-	180,733.32	-	8,330,251.69	1,015,602.78	1,691,609.88	2,440,023.60	-	5,147,236.26	-	270,916.65	1,100,452.51	2,082,562.92
Security Services	50212030 00	11,604,000.00	-	11,604,000.00	11,604,000.00	603,971.05	-	-	12,207,971.05	11,721,321.00	-	-	-	11,721,321.00	-	3,907,107.00	1,953,553.50	-	5,860,660.50	-	486,650.05	2,930,330.25	2,930,330.25
Repairs and Maintenance	50213000 00	13,394,000.00	-	13,394,000.00	13,394,000.00	(78,352.64)	-	-	13,315,647.36	2,606,988.24	5,491,192.85	903,342.81	-	9,001,523.90	876,401.46	2,185,273.30	2,488,448.11	-	5,550,122.87	-	4,314,123.46	3,451,401.03	-
Other Land Improvements	50213020 99	-	-	-	-	-	-	-	-	-	-	-	-	-	-	-	-	-	-	-	-	-	-
Buildings	50213040 01	9,377,000.00	-	9,377,000.00	9,377,000.00	(167,000.00)	-	-	9,210,000.00	2,164,189.34	4,881,674.84	543,524.00	-	7,589,388.18	733,292.34	1,343,104.84	2,253,835.00	-	4,330,232.18	-	1,620,611.82	3,259,156.00	-
Machinery	50213050 01	-	-	-	-	-	-	-	-	-	-	-	-	-	-	-	-	-	-	-	-	-	-
Office Equipment	50213050 02	135,000.00	-	135,000.00	135,000.00	-	-	-	135,000.00	-	-	-	-	-	-	-	-	-	-	-	-	135,000.00	-
ICT Equipment	50213050 03	2,274,000.00	-	2,274,000.00	2,274,000.00	(17,700.00)	-	-	2,256,300.00	230,000.00	424,100.00	28,650.00	-	682,750.00	-	644,750.00	-	-	644,750.00	-	1,573,550.00	38,000.00	-
Communication Equipment	50213050 07	2,000.00	-	2,000.00	2,000.00	(2,000.00)	-	-	-	-	-	-	-	-	-	-	-	-	-	-	-	-	-
Disaster Response & Rescue Equipment	50213050 09	-	-	-	-	-	-	-	-	-	-	-	-	-	-	-	-	-	-	-	-	-	-
Medical Equipment	50213050 11	4,000.00	-	4,000.00	4,000.00	-	-	-	4,000.00	-	-	-	-	-	-	-	-	-	-	-	-	4,000.00	-
Other Machinery and Equipment	50213050 99	356,000.00	-	356,000.00	356,000.00	37,930.00	-	-	393,930.00	37,930.00	-	25,000.00	-	62,930.00	37,930.00	-	25,000.00	-	62,930.00	-	331,000.00	-	-
Motor Vehicles	50213060 01	1,017,000.00	-	1,017,000.00	1,017,000.00	(47,582.64)	-	-	969,417.36	174,868.90	139,418.01	234,168.81	-	548,455.72	105,179.12	197,418.46	209,613.11	-	512,210.69	-	420,961.64	36,245.03	-
Repairs and Maintenance - Furniture & Fixtures	50213070 00	125,000.00	-	125,000.00	125,000.00	-	-	-	125,000.00	-	-	-	-	-	-	-	-	-	-	-	-	125,000.00	-
Other Property, Plant & Equipment	50213990 99	104,000.00	-	104,000.00	104,000.00	-	-	-	104,000.00	-	-	-	-	-	-	-	-	-	-	-	-	104,000.00	-
Taxes, Insurance Premiums and Other Fees	50215000 00	21,222,000.00	-	21,222,000.00	21,222,000.00	(975,737.92)	-	-	20,246,262.08	615,454.83	120,941.88	201,159.10	-	937,555.81	593,214.69	117,307.02	224,674.10	-	935,195.81	-	19,398,706.27	2,360.00	-
Taxes, Duties and Licenses	50215010 01	16,977,000.00	-	16,977,000.00	16,977,000.00	961.54	-	-	16,977,961.54	23,262.48	63,789.04	35,918.42	-	122,959.94	14,615.30	72,426.22	33,568.42	-	120,599.94	-	16,855,001.60	2,360.00	-
Fidelity Bond Premium	50215020 00	656,000.00	-	656,000.00	656,000.00	(447.11)	-	-	655,552.89	2,683.50	25,725.00	106,546.00	-	134,953.50	1,408.50	1,125.00	132,420.00	-	134,953.50	-	520,599.39	-	-
Insurance Expenses	50215030 00	3,589,000.00	-	3,589,000.00	3,589,000.00	(976,252.35)	-	-	2,612,747.65	589,518.85	31,427.84	58,695.68	-	679,642.37	577,190.89	43,756.80	58,695.68	-	679,642.37	-	1,933,105.28	-	-
Other Maintenance and Operating Expenses	50299000 00	46,960,000.00	-	46,960,000.00	46,960,000.00	(12,042,176.84)	-	-	34,917,823.16	6,752,989.35	3,248,982.14	2,845,802.15	-	12,847,773.64	1,566,499.29	3,491,689.66	4,169,094.45	-	9,227,283.40	-	22,070,049.52	2,908,561.24	711,909.00
Advertising Expenses	50299010 00	10,100,000.00	-	10,100,000.00	10,100,000.00	(3,984,203.24)	-	-	6,115,796.76	1,728,127.00	1,195,179.00	1,814,368.00	-	4,737,675.00	1,031,029.80	802,682.40	2,051,335.74	-	3,885,027.94	-	1,378,121.76	852,647.06	-
Printing and Publication Expenses	50299020 00	1,075,000.00	-	1,075,000.00	1,075,000.00	26,582.00	-	-	1,101,582.00	40,000.00	40,000.00	454,502.00	-	484,502.00	40,000.00	40,000.00	16,720.00	-	56,720.00	-	607,880.00	437,782.00	-
Representation Expenses	50299030 00	1,627,000.00	-	1,627,000.00	1,627,000.00	34,200.00	-	-	1,661,200.00	176,261.35	163,890.05	309,233.65	-	649,385.05	135,428.74	189,807.66	314,051.65	-	639,288.05	-	1,011,814.95	10,697.00	-
Transportation and Delivery Expenses	50299040 00	500,000.00	-	500,000.00	500,000.00	-	-	-	500,000.00	-	-	-	-	-	-	-	-	-	-	-	-	500,000.00	-
Rent/Lease Expenses	50299050 00	-	-	-	-	-	-	-	-	-	-	-	-	-	-	-	-	-	-	-	-	-	-
Rents - Buildings and Structures	50299050 01	13,792,000.00	-	13,792,000.00	13,792,000.00	(3,303,642.14)	-	-	10,488,357.86	-	931,909.44	-	-	931,909.44	-	-	621,272.96	-	621,272.96	-	9,556,448.42	310,636.48	-
Rents - Motor Vehicles	50299050 03	-	-	-	-	-	-	-	171,500.00	-	78,000.00	93,500.00	-	171,500.00	-	-	-	-	147,500.00	-	-	24,000.00	-
Rents - Equipment	50299050 04	250,000.00	-	250,000.00	250,000.00	2,786,900.00	-	-	3,036,900.00	3,036,900.00	-	-	-	3,036,900.00	-	892,501.95	782,603.10	-	1,675,105.05	-	-	649,885.95	711,909.00
Rents - Living Quarters	50299050 05	-	-	-	-	-	-	-	-	-	-	-	-	-	-	-	-	-	-	-	-	-	-
Membership Dues and Contributions to Organizations	50299060 00	1,881,000.00	-	1,881,000.00	1,881,000.00	-	-	-	1,881,000.00	-	-	15,000.00	-	15,000.00	-	-	-	-	-	-	-	1,866,000.00	15,000.00
Subscription Expenses	50299070 00	8,951,000.00	-	8,951,000.00	8,951,000.00	(2,824,358.16)	-	-	6,126,641.84	375,896.00	-	2,108.00	-	378,004.00	10,400.00	365,496.00	2,108.00	-	378,004.00	-	5,748,637.84	-	-
Library & Other Reading Materials Subscription	50299070 04	-	-	-	-	16,800.00	-	-	16,800.00	-	-	16,800.00	-	16,800.00	-	-	-	-	-	-	-	16,800.00	-
Website Maintenance	50																						

Department: **Department of Finance**
Agency/Operating Unit: **Office of the Secretary**
Organizational Code (UACS): **11 001 0000000**
Funding Source Code (as clustered): **01101101, 01104102, 01101402, 01101405, 01101406 & 01101407**

Particulars	UACS CODE	Appropriations			Allotments					Current Year Obligations					Current Year Disbursements					Balances						
		Authorized Appropriations	Adjustments (Transfer To/From, Realignment)	Adjusted Appropriations	Allotments Received	Adjustments (Withdrawal, Realignment)	Transfer To	Transfer From	Adjusted Total Allotments	1st Quarter ending March 31	2nd Quarter ending June 30	3rd Quarter ending Sept. 30	4th Quarter ending Dec. 31	Total	1st Quarter ending March 31	2nd Quarter ending June 30	3rd Quarter ending Sept. 30	4th Quarter ending Dec. 31	Total	Unreleased Appropriations	Unobligated Allotment	Unpaid Obligations (15-20)=(23+24)				
																						Due and Demandable	Not Yet Due and Demandable			
1	2	3	4	5=(3+4)	6	7	8	9	10=(6+(-17)+8+9)	11	12	13	14	15=(11+12+13+14)	16	17	18	19	20=(16+17+18+19)	21=(5-6)	22=(10-15)	23	24			
B. AUTOMATIC APPROPRIATIONS																										
PERSONNEL SERVICES																										
Salaries and Wages	50101000 00	-	-	-	-	-	-	-	-	-	-	-	-	-	-	-	-	-	-	-	-	-	-			
Basic Salary - Civilian	50101010 01																									
Salaries and Wages - Casual/Contractual	50101020 00																									
Other Compensation	50102000 00	-	-	-	-	-	-	-	-	-	-	-	-	-	-	-	-	-	-	-	-	-	-			
PERA - Civilian	50102010 01																									
Representation Allowance	50102020 00																									
Transportation Allowance	50102030 01																									
Clothing/Uniform Allowance - Civilian	50102040 01																									
Subsistence Allowance	50102050 03																									
Laundry Allowance	50102060 04																									
Productivity Incentive Allowance - Civilian	50102080 01																									
Honoraria - Civilian	50102100 01																									
Hazard Pay	50102110 01																									
Longevity Pay - Civilian	50102120 01																									
Overtime Pay	50102130 01																									
Bonus - Civilian	50102140 01																									
Cash Gift - Civilian	50102150 01																									
Other Bonuses and Allowances	50102990 00																									
Collective Negotiation Agreement Incentive - Civilian	50102990 11																									
Productivity Enhancement Incentive - Civilian	50102990 12																									
Performance Based Bonus - Civilian	50102990 14																									
Personnel Benefit Contributions	50103000 00	18,935,000.00	-	18,935,000.00	18,935,000.00	-	-	-	18,935,000.00	4,680,221.57	4,545,618.37	4,618,374.16	-	13,844,214.10	4,680,221.57	4,545,618.37	4,618,374.16	-	13,844,214.10	-	5,090,785.90	-	-			
Retirement and Life Insurance Premiums	50103010 00	18,935,000.00		18,935,000.00	18,935,000.00				18,935,000.00	4,680,221.57	4,545,618.37	4,618,374.16		13,844,214.10	4,680,221.57	4,545,618.37	4,618,374.16		13,844,214.10	-	5,090,785.90	-	-			
Pag-IBIG - Civilian	50103020 01																									
PhilHealth - Civilian	50103030 01																									
ECIP - Civilian	50103040 01																									
Other Personnel Benefits	50104000 00	-	-	-	-	-	-	-	-	-	-	-	-	-	-	-	-	-	-	-	-	-	-			
Retirement Gratuity - Civilian	50104020 01																									
Terminal Leave Benefits - Civilian	50104030 01																									
Lump-sum for Step Increments - Length of Service	50104990 10																									
Other Personnel Benefits	50104990 99																									
Sub-Total, PS	50100000 00	18,935,000.00	-	18,935,000.00	18,935,000.00	-	-	-	18,935,000.00	4,680,221.57	4,545,618.37	4,618,374.16	-	13,844,214.10	4,680,221.57	4,545,618.37	4,618,374.16	-	13,844,214.10	-	5,090,785.90	-	-			
MAINTENANCE AND OTHER OPERATING EXPENSES																										
Traveling Expenses	50201000 00	-	-	-	-	-	-	-	-	-	-	-	-	-	-	-	-	-	-	-	-	-	-			
Traveling Expenses - Local	50201010 00																									
Traveling Expenses - Foreign	50201020 00																									
Training Expenses	50202010 00																									
Supplies and Materials Expenses	50203000 00	-	-	-	-	-	-	-	-	-	-	-	-	-	-	-	-	-	-	-	-	-	-			
Office Supplies Expenses	50203010 00																									
ICT Office Supplies	50203010 01																									
Accountable Forms Expenses	50203020 00																									
Drugs and Medicines Expenses	50203070 00																									
Medical, Dental and Laboratory Supplies Expenses	50203080 00																									
Fuel, Oil and Lubricants Expenses	50203090 00																									
Other Supplies & Materials Expenses	50203990 00																									
Utility Expenses	50204000 00	-	-	-	-	-	-	-	-	-	-	-	-	-	-	-	-	-	-	-	-	-	-			
Water Expenses	50204010 00																									
Electricity Expenses	50204020 00																									
Communication Expenses	50205000 00	-	-	-	-	-	-	-	-	-	-	-	-	-	-	-	-	-	-	-	-	-	-			
Postage and Courier Services	50205010 00																									
Mobile	50205020 01																									
Landline	50205020 02																									
Internet Subscription Expenses	50205030 00																									
Survey Expenses	50207010 00																									
Confidential, Intelligence and Extraordinary Expenses	50210000 00	-	-	-	-	-	-	-	-	-	-	-	-	-	-	-	-	-	-	-	-	-	-			
Confidential Expenses	50210010 00																									
Extraordinary & Miscellaneous Expenses	50210030 00																									

SUMMARY OF APPROPRIATIONS, ALLOTMENTS, OBLIGATIONS, DISBURSEMENTS AND BALANCES BY OBJECT OF EXPENDITURES
As of the Quarter Ending September 30, 2015

x	Current Year Appropriations
	Supplemental Appropriations
	Continuing Appropriations

Department: Department of Finance
Agency/Operating Unit: Office of the Secretary
Organizational Code (UACS): 11 001 0000000
Funding Source Code (as clustered): 01101101, 01104102, 01101402, 01101405, 01101406 & 01101407

Particulars	UACS CODE	Appropriations			Allotments					Current Year Obligations					Current Year Disbursements					Balances			
		Authorized Appropriations	Adjustments (Transfer To/From, Realignment)	Adjusted Appropriations	Allotments Received	Adjustments (Withdrawal, Realignment)	Transfer To	Transfer From	Adjusted Total Allotments	1st Quarter ending March 31	2nd Quarter ending June 30	3rd Quarter ending Sept. 30	4th Quarter ending Dec. 31	Total	1st Quarter ending March 31	2nd Quarter ending June 30	3rd Quarter ending Sept. 30	4th Quarter ending Dec. 31	Total	Unreleased Appropriations	Unobligated Allotment	Unpaid Obligations (15-20)=(23+24)	
																						Due and Demandable	Not Yet Due and Demandable
1	2	3	4	5=(3+4)	6	7	8	9	10=(6+(-17)-8+9)	11	12	13	14	15=(11+12+13+14)	16	17	18	19	20=(16+17+18+19)	21=(5-6)	22=(10-15)	23	24
Professional Services	50211000 00	-	-	-	-	-	-	-	-	-	-	-	-	-	-	-	-	-	-	-	-	-	-
Legal Services	50211010 00			-	-				-					-					-		-	-	
Consultancy Services	50211030 00			-	-				-					-					-		-	-	
Other Professional Services	50211990 00			-	-				-					-					-		-	-	
General Services	50212000 00	-	-	-	-	-	-	-	-	-	-	-	-	-	-	-	-	-	-	-	-	-	-
Janitorial Services	50212020 00			-	-				-					-					-		-	-	
Security Services	50212030 00			-	-				-					-					-		-	-	
Repairs and Maintenance	50213000 00	-	-	-	-	-	-	-	-	-	-	-	-	-	-	-	-	-	-	-	-	-	-
Other Land Improvements	50213020 99			-	-				-					-					-		-	-	
Buildings	50213040 01			-	-				-					-					-		-	-	
Machinery	50213050 01			-	-				-					-					-		-	-	
Office Equipment	50213050 02			-	-				-					-					-		-	-	
ICT Equipment	50213050 03			-	-				-					-					-		-	-	
Communication Equipment	50213050 07			-	-				-					-					-		-	-	
Disaster Response & Rescue Equipment	50213050 09			-	-				-					-					-		-	-	
Medical Equipment	50213050 11			-	-				-					-					-		-	-	
Other Machinery and Equipment	50213050 99			-	-				-					-					-		-	-	
Motor Vehicles	50213060 01			-	-				-					-					-		-	-	
Repairs and Maintenance - Furniture & Fixtures	50213070 00			-	-				-					-					-		-	-	
Other Property, Plant & Equipment	50213990 99			-	-				-					-					-		-	-	
Taxes, Insurance Premiums and Other Fees	50215000 00	-	-	-	-	-	-	-	-	-	-	-	-	-	-	-	-	-	-	-	-	-	-
Taxes, Duties and Licenses	50215010 01			-	-				-					-					-		-	-	
Fidelity Bond Premium	50215020 00			-	-				-					-					-		-	-	
Insurance Expenses	50215030 00			-	-				-					-					-		-	-	
Other Maintenance and Operating Expenses	50299000 00	-	-	-	-	-	-	-	-	-	-	-	-	-	-	-	-	-	-	-	-	-	-
Advertising Expenses	50299010 00			-	-				-					-					-		-	-	
Printing and Publication Expenses	50299020 00			-	-				-					-					-		-	-	
Representation Expenses	50299030 00			-	-				-					-					-		-	-	
Transportation and Delivery Expenses	50299040 00			-	-				-					-					-		-	-	
Rent/Lease Expenses	50299050 00			-	-				-					-					-		-	-	
Rents - Buildings and Structures	50299050 01			-	-				-					-					-		-	-	
Rents - Motor Vehicles	50299050 03			-	-				-					-					-		-	-	
Rents - Equipment	50299050 04			-	-				-					-					-		-	-	
Rents - Living Quarters	50299050 05			-	-				-					-					-		-	-	
Membership Dues and Contributions to Organizations	50299060 00			-	-				-					-					-		-	-	
Subscription Expenses	50299070 00			-	-				-					-					-		-	-	
Library & Other Reading Materials Subscription	50299070 04			-	-				-					-					-		-	-	
Website Maintenance	50299990 01			-	-				-					-					-		-	-	
Other Maintenance & Operating Expenses	50299990 99			-	-				-					-					-		-	-	
Sub-Total, MOOE	50200000 00	-	-	-	-	-	-	-	-	-	-	-	-	-	-	-	-	-	-	-	-	-	-
CAPITAL OUTLAY																							
Buildings and Other Structures Outlay	50604040 00	-	-	-	-	-	-	-	-	-	-	-	-	-	-	-	-	-	-	-	-	-	-
Buildings	50604040 01			-	-				-					-					-		-	-	
Other Structures	50604040 99			-	-				-					-					-		-	-	
Machinery and Equipment Outlay	50604050 00	-	-	-	-	-	-	-	-	-	-	-	-	-	-	-	-	-	-	-	-	-	-
Office Equipment	50604050 02			-	-				-					-					-		-	-	
Information and Communication Technology Equipment	50604050 03			-	-				-					-					-		-	-	
Communication Equipment	50604050 07			-	-				-					-					-		-	-	
Disaster Response and Rescue Equipment	50604050 09			-	-				-					-					-		-	-	
Medical Equipment	50604050 11			-	-				-					-					-		-	-	
ICT Software	50604060 15			-	-				-					-					-		-	-	
Other Machinery & Equipment	50604050 99			-	-				-					-					-		-	-	
Transportation Equipment Outlay	50604060 00	-	-	-	-	-	-	-	-	-	-	-	-	-	-	-	-	-	-	-	-	-	-
Motor Vehicles	50604060 01			-	-				-					-					-		-	-	
Furniture, Fixtures and Books Outlay	50604070 00	-	-	-	-	-	-	-	-	-	-	-	-	-	-	-	-	-	-	-	-	-	-
Furniture and Fixtures	50604070 01			-	-				-					-					-		-	-	
Books	50604070 02			-	-				-					-					-		-	-	
Other Property, Plant & Equipment Outlay	50604090 00	-	-	-	-	-	-	-	-	-	-	-	-	-	-	-	-	-	-	-	-	-	-
Other Property, Plant & Equipment	50604090 99			-	-				-					-					-		-	-	
Sub-Total, CO	50600000 00	-	-	-	-	-	-	-	-	-	-	-	-	-	-	-	-	-	-	-	-	-	-
TOTAL, Automatic Appropriations		18,935,000.00	-	18,935,000.00	18,935,000.00	-	-	-	18,935,000.00	4,680,221.57	4,545,618.37	4,618,374.16	-	13,844,214.10	4,680,221.57	4,545,618.37	4,618,374.16	-	13,844,214.10	-	5,090,785.90	-	-

SUMMARY OF APPROPRIATIONS, ALLOTMENTS, OBLIGATIONS, DISBURSEMENTS AND BALANCES BY OBJECT OF EXPENDITURES
As of the Quarter Ending September 30, 2015

Department: Department of Finance
Agency/Operating Unit: Office of the Secretary
Organizational Code (UACS): 11 001 0000000
Funding Source Code (as clustered): 01101101, 01104102, 01101402, 01101405, 01101406 & 01101407

x	Current Year Appropriations
	Supplemental Appropriations
	Continuing Appropriations

Particulars	UACS CODE	Appropriations			Allotments					Current Year Obligations					Current Year Disbursements					Balances			
		Authorized Appropriations	Adjustments (Transfer To/From, Realignment)	Adjusted Appropriations	Allotments Received	Adjustments (Withdrawal, Realignment)	Transfer To	Transfer From	Adjusted Total Allotments	1st Quarter ending March 31	2nd Quarter ending June 30	3rd Quarter ending Sept. 30	4th Quarter ending Dec. 31	Total	1st Quarter ending March 31	2nd Quarter ending June 30	3rd Quarter ending Sept. 30	4th Quarter ending Dec. 31	Total	Unreleased Appropriations	Unobligated Allotment	Unpaid Obligations (15-20)=(23+24)	
																						Due and Demandable	Not Yet Due and Demandable
1	2	3	4	5=(3+4)	6	7	8	9	10=(6+(-)(7)-8+9)	11	12	13	14	15=(11+12+13+14)	16	17	18	19	20=(16+17+18+19)	21=(5-6)	22=(10-15)	23	24
C. SPECIAL PURPOSE FUNDS																							
Pension and Gratuity Fund																							
PERSONNEL SERVICES																							
Salaries and Wages	50101000 00	-	-	-	-	-	-	-	-	-	-	-	-	-	-	-	-	-	-	-	-	-	-
Basic Salary - Civilian	50101010 01			-	-				-					-					-	-	-	-	
Salaries and Wages - Casual/Contractual	50101020 00			-	-				-					-					-	-	-	-	
Other Compensation	50102000 00	-	-	-	-	-	-	-	-	-	-	-	-	-	-	-	-	-	-	-	-	-	-
PERA - Civilian	50102010 01			-	-				-					-					-	-	-	-	
Representation Allowance	50102020 00			-	-				-					-					-	-	-	-	
Transportation Allowance	50102030 01			-	-				-					-					-	-	-	-	
Clothing/Uniform Allowance - Civilian	50102040 01			-	-				-					-					-	-	-	-	
Subsistence Allowance	50102050 03			-	-				-					-					-	-	-	-	
Laundry Allowance	50102060 04			-	-				-					-					-	-	-	-	
Productivity Incentive Allowance - Civilian	50102080 01			-	-				-					-					-	-	-	-	
Honoraria - Civilian	50102100 01			-	-				-					-					-	-	-	-	
Hazard Pay	50102110 01			-	-				-					-					-	-	-	-	
Longevity Pay - Civilian	50102120 01			-	-				-					-					-	-	-	-	
Overtime Pay	50102130 01			-	-				-					-					-	-	-	-	
Bonus - Civilian	50102140 01			-	-				-					-					-	-	-	-	
Cash Gift - Civilian	50102150 01			-	-				-					-					-	-	-	-	
Other Bonuses and Allowances	50102990 00			-	-				-					-					-	-	-	-	
Collective Negotiation Agreement Incentive - Civilian	50102990 11			-	-				-					-					-	-	-	-	
Productivity Enhancement Incentive - Civilian	50102990 12			-	-				-					-					-	-	-	-	
Performance Based Bonus - Civilian	50102990 14			-	-				-					-					-	-	-	-	
Personnel Benefit Contributions	50103000 00	-	-	-	-	-	-	-	-	-	-	-	-	-	-	-	-	-	-	-	-	-	-
Retirement and Life Insurance Premiums	50103010 00			-	-				-					-					-	-	-	-	
Pag-IBIG - Civilian	50103020 01			-	-				-					-					-	-	-	-	
PhilHealth - Civilian	50103030 01			-	-				-					-					-	-	-	-	
ECIP - Civilian	50103040 01			-	-				-					-					-	-	-	-	
Other Personnel Benefits	50104000 00	-	7,697,906.00	7,697,906.00	7,697,906.00	-	-	-	7,697,906.00	129,975.75	748,394.75	6,819,529.77	-	7,697,900.27	129,975.75	523,504.84	7,044,419.68	-	7,697,900.27	-	5.73	-	-
Retirement Gratuity - Civilian	50104020 01			-	-				-					-					-	-	-	-	
Terminal Leave Benefits - Civilian	50104030 01		1,273,366.00	1,273,366.00	1,273,366.00				1,273,366.00	129,975.75	748,394.75	394,990.07		1,273,360.57	129,975.75	523,504.84	619,879.98		1,273,360.57	-	5.43	-	
Lump-sum for Step Increments - Length of Service	50104990 10			-	-				-					-					-	-	-	-	
Other Personnel Benefits	50104990 99		6,424,540.00	6,424,540.00	6,424,540.00				6,424,540.00			6,424,539.70		6,424,539.70			6,424,539.70		6,424,539.70	-	0.30	-	
Sub-Total, PS	50100000 00	-	7,697,906.00	7,697,906.00	7,697,906.00	-	-	-	7,697,906.00	129,975.75	748,394.75	6,819,529.77	-	7,697,900.27	129,975.75	523,504.84	7,044,419.68	-	7,697,900.27	-	5.73	-	-
MAINTENANCE AND OTHER OPERATING EXPENSES																							
Traveling Expenses	50201000 00	-	-	-	-	-	-	-	-	-	-	-	-	-	-	-	-	-	-	-	-	-	-
Traveling Expenses - Local	50201010 00			-	-				-					-					-	-	-	-	
Traveling Expenses - Foreign	50201020 00			-	-				-					-					-	-	-	-	
Training Expenses	50202010 00			-	-				-					-					-	-	-	-	
Supplies and Materials Expenses	50203000 00	-	-	-	-	-	-	-	-	-	-	-	-	-	-	-	-	-	-	-	-	-	-
Office Supplies Expenses	50203010 00			-	-				-					-					-	-	-	-	
ICT Office Supplies	50203010 01			-	-				-					-					-	-	-	-	
Accountable Forms Expenses	50203020 00			-	-				-					-					-	-	-	-	
Drugs and Medicines Expenses	50203070 00			-	-				-					-					-	-	-	-	
Medical, Dental and Laboratory Supplies Expenses	50203080 00			-	-				-					-					-	-	-	-	
Fuel, Oil and Lubricants Expenses	50203090 00			-	-				-					-					-	-	-	-	
Other Supplies & Materials Expenses	50203990 00			-	-				-					-					-	-	-	-	
Utility Expenses	50204000 00	-	-	-	-	-	-	-	-	-	-	-	-	-	-	-	-	-	-	-	-	-	-
Water Expenses	50204010 00			-	-				-					-					-	-	-	-	
Electricity Expenses	50204020 00			-	-				-					-					-	-	-	-	
Communication Expenses	50205000 00	-	-	-	-	-	-	-	-	-	-	-	-	-	-	-	-	-	-	-	-	-	-
Postage and Courier Services	50205010 00			-	-				-					-					-	-	-	-	
Mobile	50205020 01			-	-				-					-					-	-	-	-	
Landline	50205020 02			-	-				-					-					-	-	-	-	
Internet Subscription Expenses	50205030 00			-	-				-					-					-	-	-	-	
Survey Expenses	50207010 00			-	-				-					-					-	-	-	-	
Confidential, Intelligence and Extraordinary Expenses	50210000 00	-	-	-	-	-	-	-	-	-	-	-	-	-	-	-	-	-	-	-	-	-	-
Confidential Expenses	50210010 00			-	-				-					-					-	-	-	-	
Extraordinary & Miscellaneous Expenses	50210030 00			-	-				-					-					-	-	-	-	

SUMMARY OF APPROPRIATIONS, ALLOTMENTS, OBLIGATIONS, DISBURSEMENTS AND BALANCES BY OBJECT OF EXPENDITURES
As of the Quarter Ending September 30, 2015

x	Current Year Appropriations
	Supplemental Appropriations
	Continuing Appropriations

Department: Department of Finance
Agency/Operating Unit: Office of the Secretary
Organizational Code (UACS): 11 001 0000000
Funding Source Code (as clustered): 01101101, 01104102, 01101402, 01101405, 01101406 & 01101407

Particulars	UACS CODE	Appropriations			Allotments					Current Year Obligations					Current Year Disbursements					Balances			
		Authorized Appropriations	Adjustments (Transfer To/From, Realignment)	Adjusted Appropriations	Allotments Received	Adjustments (Withdrawal, Realignment)	Transfer To	Transfer From	Adjusted Total Allotments	1st Quarter ending March 31	2nd Quarter ending June 30	3rd Quarter ending Sept. 30	4th Quarter ending Dec. 31	Total	1st Quarter ending March 31	2nd Quarter ending June 30	3rd Quarter ending Sept. 30	4th Quarter ending Dec. 31	Total	Unreleased Appropriations	Unobligated Allotment	Unpaid Obligations (15-20)=(23+24)	
																						Due and Demandable	Not Yet Due and Demandable
1	2	3	4	5=(3+4)	6	7	8	9	10=(6+(-17)-8+9)	11	12	13	14	15=(11+12+13+14)	16	17	18	19	20=(16+17+18+19)	21=(5-6)	22=(10-15)	23	24
Professional Services	50211000 00	-	-	-	-	-	-	-	-	-	-	-	-	-	-	-	-	-	-	-	-	-	-
Legal Services	50211010 00			-	-				-					-					-	-	-	-	-
Consultancy Services	50211030 00			-	-				-					-					-	-	-	-	-
Other Professional Services	50211990 00			-	-				-					-					-	-	-	-	-
General Services	50212000 00	-	-	-	-	-	-	-	-	-	-	-	-	-	-	-	-	-	-	-	-	-	-
Janitorial Services	50212020 00													-					-	-	-	-	-
Security Services	50212030 00			-	-				-					-					-	-	-	-	-
Repairs and Maintenance	50213000 00	-	-	-	-	-	-	-	-	-	-	-	-	-	-	-	-	-	-	-	-	-	-
Other Land Improvements	50213020 99			-	-				-					-					-	-	-	-	-
Buildings	50213040 01			-	-				-					-					-	-	-	-	-
Machinery	50213050 01			-	-				-					-					-	-	-	-	-
Office Equipment	50213050 02			-	-				-					-					-	-	-	-	-
ICT Equipment	50213050 03			-	-				-					-					-	-	-	-	-
Communication Equipment	50213050 07			-	-				-					-					-	-	-	-	-
Disaster Response & Rescue Equipment	50213050 09			-	-				-					-					-	-	-	-	-
Medical Equipment	50213050 11			-	-				-					-					-	-	-	-	-
Other Machinery and Equipment	50213050 99			-	-				-					-					-	-	-	-	-
Motor Vehicles	50213060 01			-	-				-					-					-	-	-	-	-
Repairs and Maintenance - Furniture & Fixtures	50213070 00			-	-				-					-					-	-	-	-	-
Other Property, Plant & Equipment	50213990 99			-	-				-					-					-	-	-	-	-
Taxes, Insurance Premiums and Other Fees	50215000 00	-		-	-	-	-	-	-	-	-	-	-	-	-	-	-	-	-	-	-	-	-
Taxes, Duties and Licenses	50215010 01				-				-					-					-	-	-	-	-
Fidelity Bond Premium	50215020 00			-	-				-					-					-	-	-	-	-
Insurance Expenses	50215030 00			-	-				-					-					-	-	-	-	-
Other Maintenance and Operating Expenses	50299000 00	-	-	-	-	-	-	-	-	-	-	-	-	-	-	-	-	-	-	-	-	-	-
Advertising Expenses	50299010 00			-	-				-					-					-	-	-	-	-
Printing and Publication Expenses	50299020 00			-	-				-					-					-	-	-	-	-
Representation Expenses	50299030 00			-	-				-					-					-	-	-	-	-
Transportation and Delivery Expenses	50299040 00			-	-				-					-					-	-	-	-	-
Rent/Lease Expenses	50299050 00			-	-				-					-					-	-	-	-	-
Rents - Buildings and Structures	50299050 01			-	-				-					-					-	-	-	-	-
Rents - Motor Vehicles	50299050 03			-	-				-					-					-	-	-	-	-
Rents - Equipment	50299050 04			-	-				-					-					-	-	-	-	-
Rents - Living Quarters	50299050 05			-	-				-					-					-	-	-	-	-
Membership Dues and Contributions to Organizations	50299060 00			-	-				-					-					-	-	-	-	-
Subscription Expenses	50299070 00			-	-				-					-					-	-	-	-	-
Library & Other Reading Materials Subscription	50299070 04			-	-				-					-					-	-	-	-	-
Website Maintenance	50299990 01			-	-				-					-					-	-	-	-	-
Other Maintenance & Operating Expenses	50299990 99			-	-				-					-					-	-	-	-	-
Sub-Total, MOOE	50200000 00	-	-	-	-	-	-	-	-	-	-	-	-	-	-	-	-	-	-	-	-	-	-
CAPITAL OUTLAY																							
Buildings and Other Structures Outlay	50604040 00	-	-	-	-	-	-	-	-	-	-	-	-	-	-	-	-	-	-	-	-	-	-
Buildings	50604040 01			-	-				-					-					-	-	-	-	-
Other Structures	50604040 99			-	-				-					-					-	-	-	-	-
Machinery and Equipment Outlay	50604050 00	-	-	-	-	-	-	-	-	-	-	-	-	-	-	-	-	-	-	-	-	-	-
Office Equipment	50604050 02			-	-				-					-					-	-	-	-	-
Information and Communication Technology Equipment	50604050 03			-	-				-					-					-	-	-	-	-
Communication Equipment	50604050 07			-	-				-					-					-	-	-	-	-
Disaster Response and Rescue Equipment	50604050 09			-	-				-					-					-	-	-	-	-
Medical Equipment	50604050 11			-	-				-					-					-	-	-	-	-
ICT Software	50604050 15			-	-				-					-					-	-	-	-	-
Other Machinery & Equipment	50604050 99			-	-				-					-					-	-	-	-	-
Transportation Equipment Outlay	50604060 00	-	-	-	-			-	-	-	-	-	-	-	-	-	-	-	-	-	-	-	-
Motor Vehicles	50604060 01			-	-				-					-					-	-	-	-	-
Furniture, Fixtures and Books Outlay	50604070 00	-	-	-	-	-	-	-	-	-	-	-	-	-	-	-	-	-	-	-	-	-	-
Furniture and Fixtures	50604070 01			-	-				-					-					-	-	-	-	-
Books	50604070 02			-	-				-					-					-	-	-	-	-
Other Property, Plant & Equipment Outlay	50604090 00	-	-	-	-	-	-	-	-	-	-	-	-	-	-	-	-	-	-	-	-	-	-
Other Property, Plant & Equipment	50604090 99			-	-				-					-					-	-	-	-	-
Sub-Total, CO	50600000 00	-	-	-	-	-	-	-	-	-	-	-	-	-	-	-	-	-	-	-	-	-	-
TOTAL, PGF		-	7,697,906.00	7,697,906.00	7,697,906.00	-	-	-	7,697,906.00	129,975.75	748,394.75	6,819,529.77	-	7,697,900.27	129,975.75	523,504.84	7,044,419.68	-	7,697,900.27	-	5.73	-	-

SUMMARY OF APPROPRIATIONS, ALLOTMENTS, OBLIGATIONS, DISBURSEMENTS AND BALANCES BY OBJECT OF EXPENDITURES
As of the Quarter Ending September 30, 2015

x	Current Year Appropriations
	Supplemental Appropriations
	Continuing Appropriations

Department: Department of Finance
Agency/Operating Unit: Office of the Secretary
Organizational Code (UACS): 11 001 0000000
Funding Source Code (as clustered): 01101101, 01104102, 01101402, 01101405, 01101406 & 01101407

Particulars	UACS CODE	Appropriations			Allotments					Current Year Obligations					Current Year Disbursements					Balances			
		Authorized Appropriations	Adjustments (Transfer To/From, Realignment)	Adjusted Appropriations	Allotments Received	Adjustments (Withdrawal, Realignment)	Transfer To	Transfer From	Adjusted Total Allotments	1st Quarter ending March 31	2nd Quarter ending June 30	3rd Quarter ending Sept. 30	4th Quarter ending Dec. 31	Total	1st Quarter ending March 31	2nd Quarter ending June 30	3rd Quarter ending Sept. 30	4th Quarter ending Dec. 31	Total	Unreleased Appropriations	Unobligated Allotment	Unpaid Obligations (15-20)=(23+24)	
																						Due and Demandable	Not Yet Due and Demandable
1	2	3	4	5=(3+4)	6	7	8	9	10= (6+(- 7)-8+9	11	12	13	14	15=(11+12+13+14)	16	17	18	19	20=(16+17+18+19)	21=(5-6)	22=(10-15)	23	24
International Commitments Fund																							
PERSONNEL SERVICES																							
Salaries and Wages	50101000 00	-	-	-	-	-	-	-	-	-	-	-	-	-	-	-	-	-	-	-	-	-	-
Basic Salary - Civilian	50101010 01			-	-				-					-					-	-	-	-	-
Salaries and Wages - Casual/Contractual	50101020 00			-	-				-					-					-	-	-	-	-
Other Compensation	50102000 00	-	-	-	-	-	-	-	-	-	-	-	-	-	-	-	-	-	-	-	-	-	-
PERA - Civilian	50102010 01			-	-				-					-					-	-	-	-	-
Representation Allowance	50102020 00			-	-				-					-					-	-	-	-	-
Transportation Allowance	50102030 01			-	-				-					-					-	-	-	-	-
Clothing/Uniform Allowance - Civilian	50102040 01			-	-				-					-					-	-	-	-	-
Subsistence Allowance	50102050 03			-	-				-					-					-	-	-	-	-
Laundry Allowance	50102060 04			-	-				-					-					-	-	-	-	-
Productivity Incentive Allowance - Civilian	50102080 01			-	-				-					-					-	-	-	-	-
Honoraria - Civilian	50102100 01			-	-				-					-					-	-	-	-	-
Hazard Pay	50102110 01			-	-				-					-					-	-	-	-	-
Longevity Pay - Civilian	50102120 01			-	-				-					-					-	-	-	-	-
Overtime Pay	50102130 01			-	-				-					-					-	-	-	-	-
Bonus - Civilian	50102140 01			-	-				-					-					-	-	-	-	-
Cash Gift - Civilian	50102150 01			-	-				-					-					-	-	-	-	-
Other Bonuses and Allowances	50102990 00			-	-				-					-					-	-	-	-	-
Collective Negotiation Agreement Incentive - Civilian	50102990 11			-	-				-					-					-	-	-	-	-
Productivity Enhancement Incentive - Civilian	50102990 12			-	-				-					-					-	-	-	-	-
Performance Based Bonus - Civilian	50102990 14			-	-				-					-					-	-	-	-	-
Personnel Benefit Contributions	50103000 00	-	-	-	-	-	-	-	-	-	-	-	-	-	-	-	-	-	-	-	-	-	-
Retirement and Life Insurance Premiums	50103010 00			-	-				-					-					-	-	-	-	-
Pag-IBIG - Civilian	50103020 01			-	-				-					-					-	-	-	-	-
Phi-Health - Civilian	50103030 01			-	-				-					-					-	-	-	-	-
ECIP - Civilian	50103040 01			-	-				-					-					-	-	-	-	-
Other Personnel Benefits	50104000 00	-	-	-	-	-	-	-	-	-	-	-	-	-	-	-	-	-	-	-	-	-	-
Retirement Gratuity - Civilian	50104020 01			-	-				-					-					-	-	-	-	-
Terminal Leave Benefits - Civilian	50104030 01			-	-				-					-					-	-	-	-	-
Lump-sum for Step Increments - Length of Service	50104990 10			-	-				-					-					-	-	-	-	-
Other Personnel Benefits	50104990 99			-	-				-					-					-	-	-	-	-
Sub-Total, PS	50100000 00	-	-	-	-	-	-	-	-	-	-	-	-	-	-	-	-	-	-	-	-	-	-
MAINTENANCE AND OTHER OPERATING EXPENSES																							
Traveling Expenses	50201000 00	-	352,350.00	352,350.00	352,350.00	-	-	-	352,350.00	-	101,750.00	-	-	101,750.00	-	81,364.00	19,786.00	-	101,150.00	-	250,600.00	600.00	-
Travelling Expenses - Local	50201010 00		352,350.00	352,350.00	352,350.00				352,350.00		101,750.00			101,750.00		81,364.00	19,786.00		101,150.00	-	250,600.00	600.00	-
Travelling Expenses - Foreign	50201020 00			-	-				-					-					-	-	-	-	-
Training Expenses	50202010 00		494,000.00	494,000.00	494,000.00				494,000.00					-					-	-	494,000.00	-	-
Supplies and Materials Expenses	50203000 00	-	303,350.00	303,350.00	303,350.00	-	-	-	303,350.00	-	24,000.00	279,350.00	-	303,350.00	-	-	178,050.00	-	178,050.00	-	-	125,300.00	-
Office Supplies Expenses	50203010 00			-	-				-					-					-	-	-	-	-
ICT Office Supplies	50203010 01			-	-				-					-					-	-	-	-	-
Accountable Forms Expenses	50203020 00			-	-				-					-					-	-	-	-	-
Drugs and Medicines Expenses	50203070 00			-	-				-					-					-	-	-	-	-
Medical, Dental and Laboratory Supplies Expenses	50203080 00			-	-				-					-					-	-	-	-	-
Fuel, Oil and Lubricants Expenses	50203090 00			-	-				-					-					-	-	-	-	-
Other Supplies & Materials Expenses	50203990 00		303,350.00	303,350.00	303,350.00				303,350.00		24,000.00	279,350.00		303,350.00			178,050.00		178,050.00	-	-	125,300.00	-
Utility Expenses	50204000 00	-	-	-	-		-	-	-	-	-	-	-	-	-	-	-	-	-	-	-	-	-
Water Expenses	50204010 00			-	-				-					-					-	-	-	-	-
Electricity Expenses	50204020 00			-	-				-					-					-	-	-	-	-
Communication Expenses	50205000 00	-	130,000.00	130,000.00	130,000.00	-	-	-	130,000.00	-	15,342.85	16,500.00	-	31,842.85	-	15,342.85	16,500.00	-	31,842.85	-	98,157.15	-	-
Postage and Courier Services	50205010 00		30,000.00	30,000.00	30,000.00				30,000.00		4,842.85	4,842.85		4,842.85		4,842.85	4,842.85		4,842.85	-	25,157.15	-	-
Mobile	50205020 01		100,000.00	100,000.00	100,000.00				100,000.00		10,500.00	16,500.00		27,000.00		10,500.00	16,500.00		27,000.00	-	73,000.00	-	-
Landline	50205020 02			-	-				-					-					-	-	-	-	-
Internet Subscription Expenses	50205030 00			-	-				-					-					-	-	-	-	-
Survey Expenses	50207010 00			-	-				-					-					-	-	-	-	-
Confidential, Intelligence and Extraordinary Expenses	50210000 00	-	-	-	-		-	-	-	-	-	-	-	-	-	-	-	-	-	-	-	-	-
Confidential Expenses	50210010 00			-	-				-					-					-	-	-	-	-
Extraordinary & Miscellaneous Expenses	50210030 00			-	-				-					-					-	-	-	-	-

SUMMARY OF APPROPRIATIONS, ALLOTMENTS, OBLIGATIONS, DISBURSEMENTS AND BALANCES BY OBJECT OF EXPENDITURES
As of the Quarter Ending September 30, 2015

X	Current Year Appropriations
	Supplemental Appropriations
	Continuing Appropriations

Department: Department of Finance
Agency/Operating Unit: Office of the Secretary
Organizational Code (UACS): 11 001 0000000
Funding Source Code (as clustered): 01101101, 01104102, 01101402, 01101405, 01101406 & 01101407

Particulars	UACS CODE	Appropriations			Allotments					Current Year Obligations					Current Year Disbursements					Balances			
		Authorized Appropriations	Adjustments (Transfer To/From, Realignment)	Adjusted Appropriations	Allotments Received	Adjustments (Withdrawal, Realignment)	Transfer To	Transfer From	Adjusted Total Allotments	1st Quarter ending March 31	2nd Quarter ending June 30	3rd Quarter ending Sept. 30	4th Quarter ending Dec. 31	Total	1st Quarter ending March 31	2nd Quarter ending June 30	3rd Quarter ending Sept. 30	4th Quarter ending Dec. 31	Total	Unreleased Appropriations	Unobligated Allotment	Unpaid Obligations (15-20)=(23+24)	
																						Due and Demandable	Not Yet Due and Demandable
1	2	3	4	5=(3+4)	6	7	8	9	10=(6+(-17)-8-9)	11	12	13	14	15=(11+12+13+14)	16	17	18	19	20=(16+17+18+19)	21=(5-6)	22=(10-15)	23	24
Professional Services	50211000 00	-	90,000.00	90,000.00	90,000.00	-	-	-	90,000.00	-	-	-	-	-	-	-	-	-	-	-	90,000.00	-	-
Legal Services	50211010 00																						
Consultancy Services	50211030 00																						
Other Professional Services	50211990 00		90,000.00	90,000.00	90,000.00				90,000.00												90,000.00		
General Services	50212000 00	-	-	-	-	-	-	-	-	-	-	-	-	-	-	-	-	-	-	-	-	-	-
Janitorial Services	50212020 00																						
Security Services	50212030 00																						
Repairs and Maintenance	50213000 00	-	-	-	-	-	-	-	-	-	-	-	-	-	-	-	-	-	-	-	-	-	-
Other Land Improvements	50213020 99																						
Buildings	50213040 01																						
Machinery	50213050 01																						
Office Equipment	50213050 02																						
ICT Equipment	50213050 03																						
Communication Equipment	50213050 07																						
Disaster Response & Rescue Equipment	50213050 09																						
Medical Equipment	50213050 11																						
Other Machinery and Equipment	50213050 99																						
Motor Vehicles	50213060 01																						
Repairs and Maintenance - Furniture & Fixtures	50213070 00																						
Other Property, Plant & Equipment	50213990 99																						
Taxes, Insurance Premiums and Other Fees	50215000 00	-	-	-	-	-	-	-	-	-	-	-	-	-	-	-	-	-	-	-	-	-	-
Taxes, Duties and Licenses	50215010 01																						
Fidelity Bond Premium	50215020 00																						
Insurance Expenses	50215030 00																						
Other Maintenance and Operating Expenses	50299000 00	-	3,932,118.00	3,932,118.00	3,932,118.00	-	-	-	3,932,118.00	-	7,432.00	3,136,027.98	-	3,143,459.98	-	6,442.00	2,396,350.00	-	2,402,792.00	-	788,658.02	740,667.98	-
Advertising Expenses	50299010 00																						
Printing and Publication Expenses	50299020 00																						
Representation Expenses	50299030 00		345,000.00	345,000.00	345,000.00				345,000.00		7,432.00	172,718.98		180,150.98		6,442.00	168,066.00		174,508.00		164,849.02	5,642.98	
Transportation and Delivery Expenses	50299040 00																						
Rent/Lease Expenses	50299050 00																						
Rents - Buildings and Structures	50299050 01																						
Rents - Motor Vehicles	50299050 03		108,000.00	108,000.00	108,000.00				108,000.00												108,000.00		
Rents - Equipment	50299050 04		1,590,000.00	1,590,000.00	1,590,000.00	(92,630.00)			1,497,370.00			1,041,191.00		1,041,191.00			811,191.00		811,191.00		456,179.00	230,000.00	
Rents - Living Quarters	50299050 05		220,000.00	220,000.00	220,000.00	92,630.00			312,630.00			312,630.00		312,630.00			156,315.00		156,315.00		-	156,315.00	
Membership Dues and Contributions to Organizations	50299060 00																						
Subscription Expenses	50299070 00																						
Library & Other Reading Materials Subscription	50299070 04																						
Website Maintenance	50299990 01																						
Other Maintenance & Operating Expenses	50299990 99		1,669,118.00	1,669,118.00	1,669,118.00				1,669,118.00			1,609,488.00		1,609,488.00			1,260,778.00		1,260,778.00		59,630.00	348,710.00	
Sub-Total, MOOE	50200000 00	-	5,301,818.00	5,301,818.00	5,301,818.00	-	-	-	5,301,818.00	-	148,524.85	3,431,877.98	-	3,580,402.83	-	103,148.85	2,610,686.00	-	2,713,834.85	-	1,721,415.17	866,567.98	-
CAPITAL OUTLAY																							
Buildings and Other Structures Outlay	50604040 00	-	-	-	-	-	-	-	-	-	-	-	-	-	-	-	-	-	-	-	-	-	-
Buildings	50604040 01																						
Other Structures	50604040 99																						
Machinery and Equipment Outlay	50604050 00	-	-	-	-	-	-	-	-	-	-	-	-	-	-	-	-	-	-	-	-	-	-
Office Equipment	50604050 02																						
Information and Communication Technology Equipment	50604050 03																						
Communication Equipment	50604050 07																						
Disaster Response and Rescue Equipment	50604050 09																						
Medical Equipment	50604050 11																						
Other Machinery & Equipment	50604050 99																						
Transportation Equipment Outlay	50604060 00	-	-	-	-	-	-	-	-	-	-	-	-	-	-	-	-	-	-	-	-	-	-
Motor Vehicles	50604060 01																						
Furniture, Fixtures and Books Outlay	50604070 00	-	-	-	-	-	-	-	-	-	-	-	-	-	-	-	-	-	-	-	-	-	-
Furniture and Fixtures	50604070 01																						
Books	50604070 02																						
Other Property, Plant & Equipment Outlay	50604090 00	-	-	-	-	-	-	-	-	-	-	-	-	-	-	-	-	-	-	-	-	-	-
Other Property, Plant & Equipment	50604090 99																						
Sub-Total, CO	50600000 00	-	-	-	-	-	-	-	-	-	-	-	-	-	-	-	-	-	-	-	-	-	-
TOTAL, ICF		-	5,301,818.00	5,301,818.00	5,301,818.00	-	-	-	5,301,818.00	-	148,524.85	3,431,877.98	-	3,580,402.83	-	103,148.85	2,610,686.00	-	2,713,834.85	-	1,721,415.17	866,567.98	-

SUMMARY OF APPROPRIATIONS, ALLOTMENTS, OBLIGATIONS, DISBURSEMENTS AND BALANCES BY OBJECT OF EXPENDITURES
As of the Quarter Ending September 30, 2015

x	Current Year Appropriations
	Supplemental Appropriations
	Continuing Appropriations

Department: Department of Finance
Agency/Operating Unit: Office of the Secretary
Organizational Code (UACS): 11 001 0000000
Funding Source Code (as clustered): 01101101, 01104102, 01101402, 01101405, 01101406 & 01101407

Particulars	UACS CODE	Appropriations			Allotments					Current Year Obligations					Current Year Disbursements					Balances			
		Authorized Appropriations	Adjustments (Transfer To/From, Realignment)	Adjusted Appropriations	Allotments Received	Adjustments (Withdrawal, Realignment)	Transfer To	Transfer From	Adjusted Total Allotments	1st Quarter ending March 31	2nd Quarter ending June 30	3rd Quarter ending Sept. 30	4th Quarter ending Dec. 31	Total	1st Quarter ending March 31	2nd Quarter ending June 30	3rd Quarter ending Sept. 30	4th Quarter ending Dec. 31	Total	Unreleased Appropriations	Unobligated Allotment	Unpaid Obligations (15-20)=(23+24)	
																						Due and Demandable	Not Yet Due and Demandable
1	2	3	4	5=(3+4)	6	7	8	9	10=(5+(-17)-8+9)	11	12	13	14	15=(11+12+13+14)	16	17	18	19	20=(16+17+18+19)	21=(5-6)	22=(10-15)	23	24
Miscellaneous Personnel Benefits Fund																							
PERSONNEL SERVICES																							
Salaries and Wages	50101000 00	-	-	-	-	-	-	-	-	-	-	-	-	-	-	-	-	-	-	-	-	-	-
Basic Salary - Civilian	50101010 01			-	-				-					-					-		-	-	-
Salaries and Wages - Casual/Contractual	50101020 00			-	-				-					-					-		-	-	-
Other Compensation	50102000 00	-	13,498,029.00	13,498,029.00	13,498,029.00	-	-	-	13,498,029.00	-	13,498,029.00	-	-	13,498,029.00	-	10,324,979.00	627,540.08	-	10,952,519.08	-	-	2,545,509.92	-
PERA - Civilian	50102010 01			-	-				-					-					-		-	-	-
Representation Allowance	50102020 00			-	-				-					-					-		-	-	-
Transportation Allowance	50102030 01			-	-				-					-					-		-	-	-
Clothing/Uniform Allowance - Civilian	50102040 01			-	-				-					-					-		-	-	-
Subsistence Allowance	50102050 03			-	-				-					-					-		-	-	-
Laundry Allowance	50102060 04			-	-				-					-					-		-	-	-
Productivity Incentive Allowance - Civilian	50102080 01			-	-				-					-					-		-	-	-
Honoraria - Civilian	50102100 01			-	-				-					-					-		-	-	-
Hazard Pay	50102110 01			-	-				-					-					-		-	-	-
Longevity Pay - Civilian	50102120 01			-	-				-					-					-		-	-	-
Overtime Pay	50102130 01			-	-				-					-					-		-	-	-
Bonus - Civilian	50102140 01			-	-				-					-					-		-	-	-
Cash Gift - Civilian	50102150 01			-	-				-					-					-		-	-	-
Other Bonuses and Allowances	50102990 00			-	-				-					-					-		-	-	-
Collective Negotiation Agreement Incentive - Civilian	50102990 11			-	-				-					-					-		-	-	-
Productivity Enhancement Incentive - Civilian	50102990 12		13,498,029.00	13,498,029.00	13,498,029.00				13,498,029.00		13,498,029.00			13,498,029.00		10,324,979.00	627,540.08		10,952,519.08	-	-	2,545,509.92	-
Performance Based Bonus - Civilian	50102990 14			-	-				-					-					-		-	-	-
Personnel Benefit Contributions	50103000 00	-	-	-	-	-	-	-	-	-	-	-	-	-	-	-	-	-	-	-	-	-	-
Retirement and Life Insurance Premiums	50103010 00			-	-				-					-					-		-	-	-
Pag-IBIG - Civilian	50103020 01			-	-				-					-					-		-	-	-
PhilHealth - Civilian	50103030 01			-	-				-					-					-		-	-	-
ECIP - Civilian	50103040 01			-	-				-					-					-		-	-	-
Other Personnel Benefits	50104000 00	-	-	-	-	-	-	-	-	-	-	-	-	-	-	-	-	-	-	-	-	-	-
Retirement Gratuity - Civilian	50104020 01			-	-				-					-					-		-	-	-
Terminal Leave Benefits - Civilian	50104030 01			-	-				-					-					-		-	-	-
Lump-sum for Step Increments - Length of Service	50104990 10			-	-				-					-					-		-	-	-
Other Personnel Benefits	50104990 99			-	-				-					-					-		-	-	-
Sub-Total, PS	50100000 00	-	13,498,029.00	13,498,029.00	13,498,029.00	-	-	-	13,498,029.00	-	13,498,029.00	-	-	13,498,029.00	-	10,324,979.00	627,540.08	-	10,952,519.08	-	-	2,545,509.92	-
MAINTENANCE AND OTHER OPERATING EXPENSES																							
Traveling Expenses	50201000 00	-	-	-	-	-	-	-	-	-	-	-	-	-	-	-	-	-	-	-	-	-	-
Travelling Expenses - Local	50201010 00			-	-				-					-					-		-	-	-
Travelling Expenses - Foreign	50201020 00			-	-				-					-					-		-	-	-
Training Expenses	50202010 00			-	-				-					-					-		-	-	-
Supplies and Materials Expenses	50203000 00	-	-	-	-	-	-	-	-	-	-	-	-	-	-	-	-	-	-	-	-	-	-
Office Supplies Expenses	50203010 00			-	-				-					-					-		-	-	-
ICT Office Supplies	50203010 01			-	-				-					-					-		-	-	-
Accountable Forms Expenses	50203020 00			-	-				-					-					-		-	-	-
Drugs and Medicines Expenses	50203070 00			-	-				-					-					-		-	-	-
Medical, Dental and Laboratory Supplies Expenses	50203080 00			-	-				-					-					-		-	-	-
Fuel, Oil and Lubricants Expenses	50203090 00			-	-				-					-					-		-	-	-
Other Supplies & Materials Expenses	50203990 00			-	-				-					-					-		-	-	-
Utility Expenses	50204000 00	-	-	-	-	-	-	-	-	-	-	-	-	-	-	-	-	-	-	-	-	-	-
Water Expenses	50204010 00			-	-				-					-					-		-	-	-
Electricity Expenses	50204020 00			-	-				-					-					-		-	-	-
Communication Expenses	50205000 00	-	-	-	-	-	-	-	-	-	-	-	-	-	-	-	-	-	-	-	-	-	-
Postage and Courier Services	50205010 00			-	-				-					-					-		-	-	-
Mobile	50205020 01			-	-				-					-					-		-	-	-
Landline	50205020 02			-	-				-					-					-		-	-	-
Internet Subscription Expenses	50205030 00			-	-				-					-					-		-	-	-
Survey Expenses	50207010 00			-	-				-					-					-		-	-	-
Confidential, Intelligence and Extraordinary Expenses	50210000 00	-	-	-	-	-	-	-	-	-	-	-	-	-	-	-	-	-	-	-	-	-	-
Confidential Expenses	50210010 00			-	-				-					-					-		-	-	-
Extraordinary & Miscellaneous Expenses	50210030 00			-	-				-					-					-		-	-	-

Department: **Department of Finance**
Agency/Operating Unit: **Office of the Secretary**
Organizational Code (UACS): **11 001 0000000**
Funding Source Code (as clustered): **01101101, 01104102, 01101402, 01101405, 01101406 & 01101407**

Funding Source Code (as clustered): 01101101, 01104102, 01101403, 01101405 & 01101407																							
Particulars	UACS CODE	Appropriations			Allotments					Current Year Obligations					Current Year Disbursements					Balances			
		Authorized Appropriations	Adjustments (Transfer To/From, Realignment)	Adjusted Appropriations	Allotments Received	Adjustments (Withdrawal, Realignment)	Transfer To	Transfer From	Adjusted Total Allotments	1st Quarter ending March 31	2nd Quarter ending June 30	3rd Quarter ending Sept. 30	4th Quarter ending Dec. 31	Total	1st Quarter ending March 31	2nd Quarter ending June 30	3rd Quarter ending Sept. 30	4th Quarter ending Dec. 31	Total	Unreleased Appropriations	Unobligated Allotment	Unpaid Obligations (15-20)=(23+24)	
																						Due and Demandable	Not Yet Due and Demandable
1	2	3	4	5=(3+4)	6	7	8	9	10=(6+(-)7)8-9)	11	12	13	14	15=(11+12+13+14)	16	17	18	19	20=(16+17+18+19)	21=(5-8)	22=(10-15)	23	24
Professional Services	50211000 00	-	-	-	-	-	-	-	-	-	-	-	-	-	-	-	-	-	-	-	-	-	
Legal Services	50211010 00				-				-					-					-	-		-	
Consultancy Services	50211030 00				-				-					-					-	-		-	
Other Professional Services	50211990 00				-				-					-					-	-		-	
General Services	50212000 00	-	-	-	-	-	-	-	-	-	-	-	-	-	-	-	-	-	-	-	-	-	
Janitorial Services	50212020 00				-				-					-					-	-		-	
Security Services	50212030 00				-				-					-					-	-		-	
Repairs and Maintenance	50213000 00	-	-	-	-	-	-	-	-	-	-	-	-	-	-	-	-	-	-	-	-	-	
Other Land Improvements	50213020 99				-				-					-					-	-		-	
Buildings	50213040 01				-				-					-					-	-		-	
Machinery	50213050 01				-				-					-					-	-		-	
Office Equipment	50213050 02				-				-					-					-	-		-	
ICT Equipment	50213050 03				-				-					-					-	-		-	
Communication Equipment	50213050 07				-				-					-					-	-		-	
Disaster Response & Rescue Equipment	50213050 09				-				-					-					-	-		-	
Medical Equipment	50213050 11				-				-					-					-	-		-	
Other Machinery and Equipment	50213050 99				-				-					-					-	-		-	
Motor Vehicles	50213060 01				-				-					-					-	-		-	
Repairs and Maintenance - Furniture & Fixtures	50213070 00				-				-					-					-	-		-	
Other Property, Plant & Equipment	50213990 99				-				-					-					-	-		-	
Taxes, Insurance Premiums and Other Fees	50215000 00	-	-	-	-	-	-	-	-	-	-	-	-	-	-	-	-	-	-	-	-	-	
Taxes, Duties and Licenses	50215010 01				-				-					-					-	-		-	
Fidelity Bond Premium	50215020 00				-				-					-					-	-		-	
Insurance Expenses	50215030 00				-				-					-					-	-		-	
Other Maintenance and Operating Expenses	50299000 00	-	-	-	-	-	-	-	-	-	-	-	-	-	-	-	-	-	-	-	-	-	
Advertising Expenses	50299010 00				-				-					-					-	-		-	
Printing and Publication Expenses	50299020 00				-				-					-					-	-		-	
Representation Expenses	50299030 00				-				-					-					-	-		-	
Transportation and Delivery Expenses	50299040 00				-				-					-					-	-		-	
Rent/Lease Expenses	50299050 00				-				-					-					-	-		-	
Rents - Buildings and Structures	50299050 01				-				-					-					-	-		-	
Rents - Motor Vehicles	50299050 03				-				-					-					-	-		-	
Rents - Equipment	50299050 04				-				-					-					-	-		-	
Rents - Living Quarters	50299050 05				-				-					-					-	-		-	
Membership Dues and Contributions to Organizations	50299060 00				-				-					-					-	-		-	
Subscription Expenses	50299070 00				-				-					-					-	-		-	
Library & Other Reading Materials Subscription	50299070 04				-				-					-					-	-		-	
Website Maintenance	50299990 01				-				-					-					-	-		-	
Other Maintenance & Operating Expenses	50299990 99				-				-					-					-	-		-	
Sub-Total, MOOE	50200000 00	-	-	-	-	-	-	-	-	-	-	-	-	-	-	-	-	-	-	-	-	-	
CAPITAL OUTLAY																							
Buildings and Other Structures Outlay	50604040 00	-	-	-	-	-	-	-	-	-	-	-	-	-	-	-	-	-	-	-	-	-	
Buildings	50604040 01				-				-					-					-	-		-	
Other Structures	50604040 99				-				-					-					-	-		-	
Machinery and Equipment Outlay	50604050 00	-	-	-	-	-	-	-	-	-	-	-	-	-	-	-	-	-	-	-	-	-	
Office Equipment	50604050 02				-				-					-					-	-		-	
Information and Communication Technology Equipment	50604050 03				-				-					-					-	-		-	
Communication Equipment	50604050 07				-				-					-					-	-		-	
Disaster Response and Rescue Equipment	50604050 09				-				-					-					-	-		-	
Medical Equipment	50604050 11				-				-					-					-	-		-	
Other Machinery & Equipment	50604050 99				-				-					-					-	-		-	
Transportation Equipment Outlay	50604060 00	-	-	-	-	-	-	-	-	-	-	-	-	-	-	-	-	-	-	-	-	-	
Motor Vehicles	50604060 01				-				-					-					-	-		-	
Furniture, Fixtures and Books Outlay	50604070 00	-	-	-	-	-	-	-	-	-	-	-	-	-	-	-	-	-	-	-	-	-	
Furniture and Fixtures	50604070 01				-				-					-					-	-		-	
Books	50604070 02				-				-					-					-	-		-	
Other Property, Plant & Equipment Outlay	50604090 00	-	-	-	-	-	-	-	-	-	-	-	-	-	-	-	-	-	-	-	-	-	
Other Property, Plant & Equipment	50604090 99				-				-					-					-	-		-	
Sub-Total, CO	50600000 00	-	-	-	-	-	-	-	-	-	-	-	-	-	-	-	-	-	-	-	-	-	
TOTAL, MPBF		-	13,498,029.00	13,498,029.00	13,498,029.00	-	-	-	13,498,029.00	-	13,498,029.00	-	-	13,498,029.00	-	10,324,979.00	627,540.08	-	10,952,519.08	-	-	2,545,509.92	

SUMMARY OF APPROPRIATIONS, ALLOTMENTS, OBLIGATIONS, DISBURSEMENTS AND BALANCES BY OBJECT OF EXPENDITURES
As of the Quarter Ending September 30, 2015

x	Current Year Appropriations
	Supplemental Appropriations
	Continuing Appropriations

Department: Department of Finance
Agency/Operating Unit: Office of the Secretary
Organizational Code (UACS): 11 001 0000000
Funding Source Code (as clustered): 01101101, 01104102, 01101402, 01101405, 01101406 & 01101407

Particulars	UACS CODE	Appropriations			Allotments					Current Year Obligations					Current Year Disbursements					Balances			
		Authorized Appropriations	Adjustments (Transfer To/From, Realignment)	Adjusted Appropriations	Allotments Received	Adjustments (Withdrawal, Realignment)	Transfer To	Transfer From	Adjusted Total Allotments	1st Quarter ending March 31	2nd Quarter ending June 30	3rd Quarter ending Sept. 30	4th Quarter ending Dec. 31	Total	1st Quarter ending March 31	2nd Quarter ending June 30	3rd Quarter ending Sept. 30	4th Quarter ending Dec. 31	Total	Unreleased Appropriations	Unobligated Allotment	Unpaid Obligations (15-20)=(23+24)	
																						Due and Demandable	Not Yet Due and Demandable
1	2	3	4	5=(3+4)	6	7	8	9	10=(6+(-)(7)-8+9)	11	12	13	14	15=(11+12+13+14)	16	17	18	19	20=(16+17+18+19)	21=(5-6)	22=(10-15)	23	24
Contingent Fund																							
PERSONNEL SERVICES																							
Salaries and Wages	50101000 00	-	-	-	-	-	-	-	-	-	-	-	-	-	-	-	-	-	-	-	-	-	-
Basic Salary - Civilian	50101010 01			-	-				-					-					-	-	-	-	-
Salaries and Wages - Casual/Contractual	50101020 00								-					-					-	-	-	-	-
Other Compensation	50102000 00	-	-	-	-	-	-	-	-	-	-	-	-	-	-	-	-	-	-	-	-	-	-
PERA - Civilian	50102010 01			-	-				-					-					-	-	-	-	-
Representation Allowance	50102020 00								-					-					-	-	-	-	-
Transportation Allowance	50102030 01			-	-				-					-					-	-	-	-	-
Clothing/Uniform Allowance - Civilian	50102040 01			-	-				-					-					-	-	-	-	-
Subsistence Allowance	50102050 03			-	-				-					-					-	-	-	-	-
Laundry Allowance	50102060 04			-	-				-					-					-	-	-	-	-
Productivity Incentive Allowance - Civilian	50102080 01			-	-				-					-					-	-	-	-	-
Honoraria - Civilian	50102100 01			-	-				-					-					-	-	-	-	-
Hazard Pay	50102110 01			-	-				-					-					-	-	-	-	-
Longevity Pay - Civilian	50102120 01			-	-				-					-					-	-	-	-	-
Overtime Pay	50102130 01			-	-				-					-					-	-	-	-	-
Bonus - Civilian	50102140 01			-	-				-					-					-	-	-	-	-
Cash Gift - Civilian	50102150 01			-	-				-					-					-	-	-	-	-
Other Bonuses and Allowances	50102990 00			-	-				-					-					-	-	-	-	-
Collective Negotiation Agreement Incentive - Civilian	50102990 11			-	-				-					-					-	-	-	-	-
Productivity Enhancement Incentive - Civilian	50102990 12			-	-				-					-					-	-	-	-	-
Performance Based Bonus - Civilian	50102990 14			-	-				-					-					-	-	-	-	-
Personnel Benefit Contributions	50103000 00	-	-	-	-	-	-	-	-	-	-	-	-	-	-	-	-	-	-	-	-	-	-
Retirement and Life Insurance Premiums	50103010 00			-	-				-					-					-	-	-	-	-
Pag-IBIG - Civilian	50103020 01			-	-				-					-					-	-	-	-	-
PhilHealth - Civilian	50103030 01			-	-				-					-					-	-	-	-	-
ECIP - Civilian	50103040 01			-	-				-					-					-	-	-	-	-
Other Personnel Benefits	50104000 00	-	-	-	-	-	-	-	-	-	-	-	-	-	-	-	-	-	-	-	-	-	-
Retirement Gratuity - Civilian	50104020 01			-	-				-					-					-	-	-	-	-
Terminal Leave Benefits - Civilian	50104030 01			-	-				-					-					-	-	-	-	-
Lump-sum for Step Increments - Length of Service	50104990 10			-	-				-					-					-	-	-	-	-
Other Personnel Benefits	50104990 99			-	-				-					-					-	-	-	-	-
Sub-Total, PS	50100000 00	-	-	-	-	-	-	-	-	-	-	-	-	-	-	-	-	-	-	-	-	-	-
MAINTENANCE AND OTHER OPERATING EXPENSES																							
Traveling Expenses	50201000 00	-	2,700,000.00	2,700,000.00	2,700,000.00	(396,800.00)	-	-	2,303,200.00	-	-	835,139.03	-	835,139.03	-	-	675,000.00	-	675,000.00	-	1,468,060.97	160,139.03	-
Traveling Expenses - Local	50201010 00		2,700,000.00	2,700,000.00	2,700,000.00	(396,800.00)			2,303,200.00			835,139.03		835,139.03			675,000.00		675,000.00		1,468,060.97	160,139.03	
Traveling Expenses - Foreign	50201020 00			-	-				-					-					-	-	-	-	
Training Expenses	50202010 00		400,000.00	400,000.00	400,000.00				400,000.00					-					-	-	400,000.00	-	
Supplies and Materials Expenses	50203000 00	-	650,000.00	650,000.00	650,000.00	2,166,225.00	-	-	2,816,225.00	-	-	2,816,225.00	-	2,816,225.00	-	-	-	-	-	-	-	2,816,225.00	-
Office Supplies Expenses	50203010 00			-	-	148,500.00			148,500.00			148,500.00		148,500.00					-	-	-	148,500.00	
ICT Office Supplies	50203010 01			-	-				-					-					-	-	-	-	
Accountable Forms Expenses	50203020 00			-	-				-					-					-	-	-	-	
Drugs and Medicines Expenses	50203070 00			-	-				-					-					-	-	-	-	
Medical, Dental and Laboratory Supplies Expenses	50203080 00			-	-				-					-					-	-	-	-	
Fuel, Oil and Lubricants Expenses	50203090 00			-	-				-					-					-	-	-	-	
Other Supplies & Materials Expenses	50203990 00		650,000.00	650,000.00	650,000.00	2,017,725.00			2,667,725.00			2,667,725.00		2,667,725.00					-	-	-	2,667,725.00	
Utility Expenses	50204000 00	-	-	-	-	-	-	-	-	-	-	-	-	-	-	-	-	-	-	-	-	-	-
Water Expenses	50204010 00			-	-				-					-					-	-	-	-	
Electricity Expenses	50204020 00			-	-				-					-					-	-	-	-	
Communication Expenses	50205000 00	-	-	-	-	271,500.00	-	-	271,500.00	-	-	271,500.00	-	271,500.00	-	-	271,500.00	-	271,500.00	-	-	-	-
Postage and Courier Services	50205010 00			-	-				-					-					-	-	-	-	
Mobile	50205020 01			-	-	271,500.00			271,500.00			271,500.00		271,500.00			271,500.00		271,500.00		-	-	
Landline	50205020 02			-	-				-					-					-	-	-	-	
Internet Subscription Expenses	50205030 00			-	-				-					-					-	-	-	-	
Survey Expenses	50207010 00			-	-				-					-					-	-	-	-	
Confidential, Intelligence and Extraordinary Expenses	50210000 00	-	-	-	-	-	-	-	-	-	-	-	-	-	-	-	-	-	-	-	-	-	-
Confidential Expenses	50210010 00			-	-				-					-					-	-	-	-	
Extraordinary & Miscellaneous Expenses	50210030 00			-	-				-					-					-	-	-	-	

SUMMARY OF APPROPRIATIONS, ALLOTMENTS, OBLIGATIONS, DISBURSEMENTS AND BALANCES BY OBJECT OF EXPENDITURES
As of the Quarter Ending September 30, 2015

x	Current Year Appropriations
	Supplemental Appropriations
	Continuing Appropriations

Department: Department of Finance
Agency/Operating Unit: Office of the Secretary
Organizational Code (UACS): 11 001 0000000
Funding Source Code (as clustered): 01101101, 01104102, 01101402, 01101405, 01101406 & 01101407

Particulars	UACS CODE	Appropriations			Allotments					Current Year Obligations					Current Year Disbursements					Balances			
		Authorized Appropriations	Adjustments (Transfer To/From, Realignment)	Adjusted Appropriations	Allotments Received	Adjustments (Withdrawal, Realignment)	Transfer To	Transfer From	Adjusted Total Allotments	1st Quarter ending March 31	2nd Quarter ending June 30	3rd Quarter ending Sept. 30	4th Quarter ending Dec. 31	Total	1st Quarter ending March 31	2nd Quarter ending June 30	3rd Quarter ending Sept. 30	4th Quarter ending Dec. 31	Total	Unreleased Appropriations	Unobligated Allotment	Unpaid Obligations (15-20)=(23+24)	
																						Due and Demandable	Not Yet Due and Demandable
1	2	3	4	5=(3+4)	6	7	8	9	10=(6+(-17)+8+9)	11	12	13	14	15=(11+12+13+14)	16	17	18	19	20=(16+17+18+19)	21=(5-6)	22=(10-15)	23	24
Professional Services	50211000 00	-	8,250,000.00	8,250,000.00	8,250,000.00	(2,000,000.00)	-	-	6,250,000.00	-	-	4,461,600.00	-	4,461,600.00	-	-	-	-	-	-	1,788,400.00	4,461,600.00	-
Legal Services	50211010 00			-	-				-					-					-			-	
Consultancy Services	50211030 00		1,750,000.00	1,750,000.00	1,750,000.00	188,000.00			1,938,000.00			1,188,000.00		1,188,000.00					-		750,000.00	1,188,000.00	
Other Professional Services	50211990 00		6,500,000.00	6,500,000.00	6,500,000.00	(2,188,000.00)			4,312,000.00			3,273,600.00		3,273,600.00					-		1,038,400.00	3,273,600.00	
General Services	50212000 00	-	-	-	-	-	-	-	-	-	-	-	-	-	-	-	-	-	-	-	-	-	-
Janitorial Services	50212020 00			-	-				-					-					-		-	-	
Security Services	50212030 00			-	-				-					-					-		-	-	
Repairs and Maintenance	50213000 00	-	-	-	-	-	-	-	-	-	-	-	-	-	-	-	-	-	-	-	-	-	-
Other Land Improvements	50213020 99			-	-				-					-					-		-	-	
Buildings	50213040 01			-	-				-					-					-		-	-	
Machinery	50213050 01			-	-				-					-					-		-	-	
Office Equipment	50213050 02			-	-				-					-					-		-	-	
ICT Equipment	50213050 03			-	-				-					-					-		-	-	
Communication Equipment	50213050 07			-	-				-					-					-		-	-	
Disaster Response & Rescue Equipment	50213050 09			-	-				-					-					-		-	-	
Medical Equipment	50213050 11			-	-				-					-					-		-	-	
Other Machinery and Equipment	50213050 99			-	-				-					-					-		-	-	
Motor Vehicles	50213060 01			-	-				-					-					-		-	-	
Repairs and Maintenance - Furniture & Fixtures	50213070 00			-	-				-					-					-		-	-	
Other Property, Plant & Equipment	50213990 99			-	-				-					-					-		-	-	
Taxes, Insurance Premiums and Other Fees	50215000 00	-	-	-	-	-	-	-	-	-	-	-	-	-	-	-	-	-	-	-	-	-	-
Taxes, Dues and Licenses	50215010 01			-	-				-					-					-		-	-	
Fidelity Bond Premium	50215020 00			-	-				-					-					-		-	-	
Insurance Expenses	50215030 00			-	-				-					-					-		-	-	
Other Maintenance and Operating Expenses	50299000 00	-	2,750,000.00	2,750,000.00	2,750,000.00	(40,325.00)	-	-	2,709,675.00	-	-	1,200,334.00	-	1,200,334.00	-	-	-	-	-	-	1,508,741.00	1,200,334.00	-
Advertising Expenses	50299010 00			-	-				-					-					-		-	-	
Printing and Publication Expenses	50299020 00		450,000.00	450,000.00	450,000.00				450,000.00			441,259.00		441,259.00					-		8,741.00	441,259.00	
Representation Expenses	50299030 00			-	-	3,675.00			3,675.00			3,675.00		3,675.00					-		-	3,675.00	
Transportation and Delivery Expenses	50299040 00			-	-	300,000.00			300,000.00			300,000.00		300,000.00					-		-	300,000.00	
Rent/Lease Expenses	50299050 00			-	-				-					-					-		-	-	
Rents - Buildings and Structures	50299050 01			-	-				-					-					-		-	-	
Rents - Motor Vehicles	50299050 03			-	-				-					-					-		-	-	
Rents - Equipment	50299050 04		1,200,000.00	1,200,000.00	1,200,000.00	(500,000.00)			700,000.00					-					-		700,000.00	-	
Rents - Living Quarters	50299050 05		800,000.00	800,000.00	800,000.00				800,000.00					-					-		800,000.00	-	
Membership Dues and Contributions to Organizations	50299060 00			-	-				-					-					-		-	-	
Subscription Expenses	50299070 00			-	-				-					-					-		-	-	
Library & Other Reading Materials Subscription	50299070 04			-	-				-					-					-		-	-	
Website Maintenance	50299990 01			-	-				-					-					-		-	-	
Other Maintenance & Operating Expenses	50299990 99		300,000.00	300,000.00	300,000.00	155,400.00			455,400.00			455,400.00		455,400.00					-		-	455,400.00	
Sub-Total, MOOE	50200000 00	-	14,750,000.00	14,750,000.00	14,750,000.00	-	-	-	14,750,000.00	-	-	9,584,798.03	-	9,584,798.03	-	-	946,500.00	-	946,500.00	-	5,165,201.97	8,638,298.03	-
CAPITAL OUTLAY																							
Buildings and Other Structures Outlay	50604040 00	-	-	-	-	-	-	-	-	-	-	-	-	-	-	-	-	-	-	-	-	-	-
Buildings	50604040 01			-	-				-					-					-		-	-	
Other Structures	50604040 99			-	-				-					-					-		-	-	
Machinery and Equipment Outlay	50604050 00	-	-	-	-	-	-	-	-	-	-	-	-	-	-	-	-	-	-	-	-	-	-
Office Equipment	50604050 02			-	-				-					-					-		-	-	
Information and Communication Technology Equipment	50604050 03			-	-				-					-					-		-	-	
Communication Equipment	50604050 07			-	-				-					-					-		-	-	
Disaster Response and Rescue Equipment	50604050 09			-	-				-					-					-		-	-	
Medical Equipment	50604050 11			-	-				-					-					-		-	-	
Other Machinery & Equipment	50604050 99			-	-				-					-					-		-	-	
Transportation Equipment Outlay	50604060 00	-	-	-	-	-	-	-	-	-	-	-	-	-	-	-	-	-	-	-	-	-	-
Motor Vehicles	50604060 01			-	-				-					-					-		-	-	
Furniture, Fixtures and Books Outlay	50604070 00	-	-	-	-	-	-	-	-	-	-	-	-	-	-	-	-	-	-	-	-	-	-
Furniture and Fixtures	50604070 01			-	-				-					-					-		-	-	
Books	50604070 02			-	-				-					-					-		-	-	
Other Property, Plant & Equipment Outlay	50604090 00	-	-	-	-	-	-	-	-	-	-	-	-	-	-	-	-	-	-	-	-	-	-
Other Property, Plant & Equipment	50604090 99			-	-				-					-					-		-	-	
Sub-Total, CO	50600000 00	-	-	-	-	-	-	-	-	-	-	-	-	-	-	-	-	-	-	-	-	-	-
TOTAL, CF		-	14,750,000.00	14,750,000.00	14,750,000.00	-	-	-	14,750,000.00	-	-	9,584,798.03	-	9,584,798.03	-	-	946,500.00	-	946,500.00	-	5,165,201.97	8,638,298.03	-

x	Current Year Appropriations
	Supplemental Appropriations
	Continuing Appropriations

Particulars	UACS CODE	Appropriations			Allotments					Current Year Obligations					Current Year Disbursements					Balances			
		Authorized Appropriations	Adjustments (Transfer To/From, Realignment)	Adjusted Appropriations	Allotments Received	Adjustments (Withdrawal, Realignment)	Transfer To	Transfer From	Adjusted Total Allotments	1st Quarter ending March 31	2nd Quarter ending June 30	3rd Quarter ending Sept. 30	4th Quarter ending Dec. 31	Total	1st Quarter ending March 31	2nd Quarter ending June 30	3rd Quarter ending Sept. 30	4th Quarter ending Dec. 31	Total	Unreleased Appropriations	Unobligated Allotment	Unpaid Obligations (15-20)=(23+24)	
																						Due and Demandable	Not Yet Due and Demandable
1	2	3	4	5=(3+4)	6	7	8	9	10=[(6+(-)7)+8+9]	11	12	13	14	15=(11+12+13+14)	16	17	18	19	20=(16+17+18+19)	21=(5-6)	22=(10-15)	23	24
Sub-Total - Special Purpose Funds																							
PERSONNEL SERVICES																							
Salaries and Wages	50101000 00	-	-	-	-	-	-	-	-	-	-	-	-	-	-	-	-	-	-	-	-	-	-
Basic Salary - Civilian	50101010 01	-	-	-	-	-	-	-	-	-	-	-	-	-	-	-	-	-	-	-	-	-	-
Salaries and Wages - Casual/Contractual	50101020 00	-	-	-	-	-	-	-	-	-	-	-	-	-	-	-	-	-	-	-	-	-	-
Other Compensation	50102000 00	-	13,498,029.00	13,498,029.00	13,498,029.00	-	-	-	13,498,029.00	-	13,498,029.00	-	-	13,498,029.00	-	10,324,979.00	627,540.08	-	10,952,519.08	-	-	2,545,509.92	-
PERA - Civilian	50102010 01	-	-	-	-	-	-	-	-	-	-	-	-	-	-	-	-	-	-	-	-	-	-
Representation Allowance	50102020 00	-	-	-	-	-	-	-	-	-	-	-	-	-	-	-	-	-	-	-	-	-	-
Transportation Allowance	50102030 01	-	-	-	-	-	-	-	-	-	-	-	-	-	-	-	-	-	-	-	-	-	-
Clothing/Uniform Allowance - Civilian	50102040 01	-	-	-	-	-	-	-	-	-	-	-	-	-	-	-	-	-	-	-	-	-	-
Subsistence Allowance	50102050 03	-	-	-	-	-	-	-	-	-	-	-	-	-	-	-	-	-	-	-	-	-	-
Laundry Allowance	50102060 04	-	-	-	-	-	-	-	-	-	-	-	-	-	-	-	-	-	-	-	-	-	-
Productivity Incentive Allowance - Civilian	50102080 01	-	-	-	-	-	-	-	-	-	-	-	-	-	-	-	-	-	-	-	-	-	-
Honoraria - Civilian	50102100 01	-	-	-	-	-	-	-	-	-	-	-	-	-	-	-	-	-	-	-	-	-	-
Hazard Pay	50102110 01	-	-	-	-	-	-	-	-	-	-	-	-	-	-	-	-	-	-	-	-	-	-
Longevity Pay - Civilian	50102120 01	-	-	-	-	-	-	-	-	-	-	-	-	-	-	-	-	-	-	-	-	-	-
Overtime Pay	50102130 01	-	-	-	-	-	-	-	-	-	-	-	-	-	-	-	-	-	-	-	-	-	-
Bonus - Civilian	50102140 01	-	-	-	-	-	-	-	-	-	-	-	-	-	-	-	-	-	-	-	-	-	-
Cash Gift - Civilian	50102150 01	-	-	-	-	-	-	-	-	-	-	-	-	-	-	-	-	-	-	-	-	-	-
Other Bonuses and Allowances	50102990 00	-	-	-	-	-	-	-	-	-	-	-	-	-	-	-	-	-	-	-	-	-	-
Collective Negotiation Agreement Incentive - Civilian	50102990 11	-	-	-	-	-	-	-	-	-	-	-	-	-	-	-	-	-	-	-	-	-	-
Productivity Enhancement Incentive - Civilian	50102990 12	-	13,498,029.00	13,498,029.00	13,498,029.00	-	-	-	13,498,029.00	-	13,498,029.00	-	-	13,498,029.00	-	10,324,979.00	627,540.08	-	10,952,519.08	-	-	2,545,509.92	-
Performance Based Bonus - Civilian	50102990 14	-	-	-	-	-	-	-	-	-	-	-	-	-	-	-	-	-	-	-	-	-	-
Personnel Benefit Contributions	50103000 00	-	-	-	-	-	-	-	-	-	-	-	-	-	-	-	-	-	-	-	-	-	-
Retirement and Life Insurance Premiums	50103010 00	-	-	-	-	-	-	-	-	-	-	-	-	-	-	-	-	-	-	-	-	-	-
Pag-IBIG - Civilian	50103020 01	-	-	-	-	-	-	-	-	-	-	-	-	-	-	-	-	-	-	-	-	-	-
PhilHealth - Civilian	50103030 01	-	-	-	-	-	-	-	-	-	-	-	-	-	-	-	-	-	-	-	-	-	-
ECIP - Civilian	50103040 01	-	-	-	-	-	-	-	-	-	-	-	-	-	-	-	-	-	-	-	-	-	-
Other Personnel Benefits	50104000 00	-	7,697,906.00	7,697,906.00	7,697,906.00	-	-	-	7,697,906.00	129,975.75	748,394.75	6,819,529.77	-	7,697,900.27	129,975.75	523,504.84	7,044,419.68	-	7,697,900.27	-	5.73	-	-
Retirement Gratuity - Civilian	50104020 01	-	-	-	-	-	-	-	-	-	-	-	-	-	-	-	-	-	-	-	-	-	-
Terminal Leave Benefits - Civilian	50104030 01	-	1,273,366.00	1,273,366.00	1,273,366.00	-	-	-	1,273,366.00	129,975.75	748,394.75	394,990.07	-	1,273,360.57	129,975.75	523,504.84	619,879.98	-	1,273,360.57	-	5.43	-	-
Lump-sum for Step Increments - Length of Service	50104990 10	-	-	-	-	-	-	-	-	-	-	-	-	-	-	-	-	-	-	-	-	-	-
Other Personnel Benefits	50104990 99	-	6,424,540.00	6,424,540.00	6,424,540.00	-	-	-	6,424,540.00	-	-	6,424,539.70	-	6,424,539.70	-	-	6,424,539.70	-	6,424,539.70	-	0.30	-	-
Sub-Total, PS	50100000 00	-	21,195,935.00	21,195,935.00	21,195,935.00	-	-	-	21,195,935.00	129,975.75	14,246,423.75	6,819,529.77	-	21,195,929.27	129,975.75	10,848,483.84	7,671,959.76	-	18,650,419.35	-	5.73	2,545,509.92	-
MAINTENANCE AND OTHER OPERATING EXPENSES																							
Traveling Expenses	50201000 00	-	3,052,350.00	3,052,350.00	3,052,350.00	(396,800.00)	-	-	2,655,550.00	-	101,750.00	835,139.03	-	936,889.03	-	81,364.00	694,786.00	-	776,150.00	-	1,718,660.97	160,739.03	-
Traveling Expenses - Local	50201010 00	-	3,052,350.00	3,052,350.00	3,052,350.00	(396,800.00)	-	-	2,655,550.00	-	101,750.00	835,139.03	-	936,889.03	-	81,364.00	694,786.00	-	776,150.00	-	1,718,660.97	160,739.03	-
Traveling Expenses - Foreign	50201020 00	-	-	-	-	-	-	-	-	-	-	-	-	-	-	-	-	-	-	-	-	-	-
Training Expenses	50202010 00	-	894,000.00	894,000.00	894,000.00	-	-	-	894,000.00	-	-	-	-	-	-	-	-	-	-	-	894,000.00	-	-
Supplies and Materials Expenses	50203000 00	-	953,350.00	953,350.00	953,350.00	2,166,225.00	-	-	3,119,575.00	-	24,000.00	3,095,575.00	-	3,119,575.00	-	-	178,050.00	-	178,050.00	-	-	2,941,525.00	-
Office Supplies Expenses	50203010 00	-	-	-	-	148,500.00	-	-	148,500.00	-	-	148,500.00	-	148,500.00	-	-	-	-	-	-	-	148,500.00	-
ICT Office Supplies	50203010 01	-	-	-	-	-	-	-	-	-	-	-	-	-	-	-	-	-	-	-	-	-	-
Accountable Forms Expenses	50203020 00	-	-	-	-	-	-	-	-	-	-	-	-	-	-	-	-	-	-	-	-	-	-
Drugs and Medicines Expenses	50203070 00	-	-	-	-	-	-	-	-	-	-	-	-	-	-	-	-	-	-	-	-	-	-
Medical, Dental and Laboratory Supplies Expenses	50203060 00	-	-	-	-	-	-	-	-	-	-	-	-	-	-	-	-	-	-	-	-	-	-
Fuel, Oil and Lubricants Expenses	50203050 00	-	-	-	-	-	-	-	-	-	-	-	-	-	-	-	-	-	-	-	-	-	-
Other Supplies & Materials Expenses	50203990 00	-	953,350.00	953,350.00	953,350.00	2,017,725.00	-	-	2,971,075.00	-	24,000.00	2,947,075.00	-	2,971,075.00	-	-	178,050.00	-	178,050.00	-	-	2,793,025.00	-
Utility Expenses	50204000 00	-	-	-	-	-	-	-	-	-	-	-	-	-	-	-	-	-	-	-	-	-	-
Water Expenses	50204010 00	-	-	-	-	-	-	-	-	-	-	-	-	-	-	-	-	-	-	-	-	-	-
Electricity Expenses	50204020 00	-	-	-	-	-	-	-	-	-	-	-	-	-	-	-	-	-	-	-	-	-	-
Communication Expenses	50205000 00	-	130,000.00	130,000.00	130,000.00	271,500.00	-	-	401,500.00	-	15,342.85	288,000.00	-	303,342.85	-	15,342.85	288,000.00	-	303,342.85	-	98,157.15	-	-
Postage and Courier Services	50205010 00	-	30,000.00	30,000.00	30,000.00	-	-	-	30,000.00	-	4,842.85	-	-	4,842.85	-	4,842.85	-	-	4,842.85	-	25,157.15	-	-
Mobile	50205020 01	-	100,000.00	100,000.00	100,000.00	271,500.00	-	-	371,500.00	-	10,500.00	288,000.00	-	298,500.00	-	10,500.00	288,000.00	-	298,500.00	-	73,000.00	-	-
Landline	50205020 02	-	-	-	-	-	-	-	-	-	-	-	-	-	-	-	-	-	-	-	-	-	-
Internet Subscription Expenses	50205030 00	-	-	-	-	-	-	-	-	-	-	-	-	-	-	-	-	-	-	-	-	-	-
Survey Expenses	50207010 00	-	-	-	-	-	-	-	-	-	-	-	-	-	-	-	-	-	-	-	-	-	-
Confidential, Intelligence and Extraordinary Expenses	50210000 00	-	-	-	-	-	-	-	-	-	-	-	-	-	-	-	-	-	-	-	-	-	-
Confidential Expenses	50210010 00	-	-	-	-	-	-	-	-	-	-	-	-	-	-	-	-	-	-	-	-	-	-
Extraordinary & Miscellaneous Expenses	50210030 00	-	-	-	-	-	-	-	-	-	-	-	-	-	-	-	-	-	-	-	-	-	-

SUMMARY OF APPROPRIATIONS, ALLOTMENTS, OBLIGATIONS, DISBURSEMENTS AND BALANCES BY OBJECT OF EXPENDITURES
As of the Quarter Ending September 30, 2015

x	Current Year Appropriations
	Supplemental Appropriations
	Continuing Appropriations

Department: Department of Finance
Agency/Operating Unit: Office of the Secretary
Organizational Code (UACS): 11 001 0000000
Funding Source Code (as clustered): 01101101, 01104102, 01101402, 01101405, 01101406 & 01101407


Particulars	UACS CODE	Appropriations			Allotments					Current Year Obligations					Current Year Disbursements					Balances			
		Authorized Appropriations	Adjustments (Transfer To/From, Realignment)	Adjusted Appropriations	Allotments Received	Adjustments (Withdrawal, Realignment)	Transfer To	Transfer From	Adjusted Total Allotments	1st Quarter ending March 31	2nd Quarter ending June 30	3rd Quarter ending Sept. 30	4th Quarter ending Dec. 31	Total	1st Quarter ending March 31	2nd Quarter ending June 30	3rd Quarter ending Sept. 30	4th Quarter ending Dec. 31	Total	Unreleased Appropriations	Unobligated Allotment	Unpaid Obligations (15-20)=(23+24)	
																						Due and Demandable	Not Yet Due and Demandable
1	2	3	4	5=(3+4)	6	7	8	9	10=([6+(-)7]-8+9)	11	12	13	14	15=(11+12+13+14)	16	17	18	19	20=(16+17+18+19)	21=(5-6)	22=(10-15)	23	24
Professional Services	50211000 00	-	8,340,000.00	8,340,000.00	8,340,000.00	(2,000,000.00)	-	-	6,340,000.00	-	-	4,461,600.00	-	4,461,600.00	-	-	-	-	-	-	1,878,400.00	4,461,600.00	-
Legal Services	50211010 00	-	-	-	-	-	-	-	-	-	-	-	-	-	-	-	-	-	-	-	-	-	-
Consultancy Services	50211030 00	-	1,750,000.00	1,750,000.00	1,750,000.00	188,000.00	-	-	1,938,000.00	-	-	1,188,000.00	-	1,188,000.00	-	-	-	-	-	-	750,000.00	1,188,000.00	-
Other Professional Services	50211990 00	-	6,590,000.00	6,590,000.00	6,590,000.00	(2,188,000.00)	-	-	4,402,000.00	-	-	3,273,600.00	-	3,273,600.00	-	-	-	-	-	-	1,128,400.00	3,273,600.00	-
General Services	50212000 00	-	-	-	-	-	-	-	-	-	-	-	-	-	-	-	-	-	-	-	-	-	-
Janitorial Services	50212020 00	-	-	-	-	-	-	-	-	-	-	-	-	-	-	-	-	-	-	-	-	-	-
Security Services	50212030 00	-	-	-	-	-	-	-	-	-	-	-	-	-	-	-	-	-	-	-	-	-	-
Repairs and Maintenance	50213000 00	-	-	-	-	-	-	-	-	-	-	-	-	-	-	-	-	-	-	-	-	-	-
Other Land Improvements	50213020 99	-	-	-	-	-	-	-	-	-	-	-	-	-	-	-	-	-	-	-	-	-	-
Buildings	50213040 01	-	-	-	-	-	-	-	-	-	-	-	-	-	-	-	-	-	-	-	-	-	-
Machinery	50213050 01	-	-	-	-	-	-	-	-	-	-	-	-	-	-	-	-	-	-	-	-	-	-
Office Equipment	50213050 02	-	-	-	-	-	-	-	-	-	-	-	-	-	-	-	-	-	-	-	-	-	-
ICT Equipment	50213050 03	-	-	-	-	-	-	-	-	-	-	-	-	-	-	-	-	-	-	-	-	-	-
Communication Equipment	50213050 07	-	-	-	-	-	-	-	-	-	-	-	-	-	-	-	-	-	-	-	-	-	-
Disaster Response & Rescue Equipment	50213050 09	-	-	-	-	-	-	-	-	-	-	-	-	-	-	-	-	-	-	-	-	-	-
Medical Equipment	50213050 11	-	-	-	-	-	-	-	-	-	-	-	-	-	-	-	-	-	-	-	-	-	-
Other Machinery and Equipment	50213050 99	-	-	-	-	-	-	-	-	-	-	-	-	-	-	-	-	-	-	-	-	-	-
Motor Vehicles	50213060 01	-	-	-	-	-	-	-	-	-	-	-	-	-	-	-	-	-	-	-	-	-	-
Repairs and Maintenance - Furniture & Fixtures	50213070 00	-	-	-	-	-	-	-	-	-	-	-	-	-	-	-	-	-	-	-	-	-	-
Other Property, Plant & Equipment	50213990 99	-	-	-	-	-	-	-	-	-	-	-	-	-	-	-	-	-	-	-	-	-	-
Taxes, Insurance Premiums and Other Fees	50215000 00	-	-	-	-	-	-	-	-	-	-	-	-	-	-	-	-	-	-	-	-	-	-
Taxes, Duties and Licenses	50215010 01	-	-	-	-	-	-	-	-	-	-	-	-	-	-	-	-	-	-	-	-	-	-
Fidelity Bond Premium	50215020 00	-	-	-	-	-	-	-	-	-	-	-	-	-	-	-	-	-	-	-	-	-	-
Insurance Expenses	50215030 00	-	-	-	-	-	-	-	-	-	-	-	-	-	-	-	-	-	-	-	-	-	-
Other Maintenance and Operating Expenses	50299000 00	-	6,682,118.00	6,682,118.00	6,682,118.00	(40,925.00)	-	-	6,641,193.00	-	7,432.00	4,336,361.98	-	4,343,793.98	-	6,442.00	2,396,350.00	-	2,402,792.00	-	2,297,399.02	1,941,001.98	-
Advertising Expenses	50299010 00	-	-	-	-	-	-	-	-	-	-	-	-	-	-	-	-	-	-	-	-	-	-
Printing and Publication Expenses	50299020 00	-	450,000.00	450,000.00	450,000.00	-	-	-	450,000.00	-	-	441,259.00	-	441,259.00	-	-	-	-	-	-	8,741.00	441,259.00	-
Representation Expenses	50299030 00	-	345,000.00	345,000.00	345,000.00	3,675.00	-	-	348,675.00	-	7,432.00	176,393.98	-	183,825.98	-	6,442.00	168,066.00	-	174,508.00	-	164,849.02	9,317.98	-
Transportation and Delivery Expenses	50299040 00	-	-	-	-	300,000.00	-	-	300,000.00	-	-	300,000.00	-	300,000.00	-	-	-	-	-	-	-	300,000.00	-
Rent/Lease Expenses	50299050 00	-	-	-	-	-	-	-	-	-	-	-	-	-	-	-	-	-	-	-	-	-	-
Rents - Buildings and Structures	50299050 01	-	-	-	-	-	-	-	-	-	-	-	-	-	-	-	-	-	-	-	-	-	-
Rents - Motor Vehicles	50299050 03	-	108,000.00	108,000.00	108,000.00	-	-	-	108,000.00	-	-	-	-	-	-	-	-	-	-	-	108,000.00	-	-
Rents - Equipment	50299060 04	-	2,790,000.00	2,790,000.00	2,790,000.00	(582,630.00)	-	-	2,197,370.00	-	-	1,041,191.00	-	1,041,191.00	-	-	811,191.00	-	811,191.00	-	1,156,179.00	230,000.00	-
Rents - Living Quarters	50299060 05	-	1,020,000.00	1,020,000.00	1,020,000.00	92,630.00	-	-	1,112,630.00	-	-	312,630.00	-	312,630.00	-	-	156,315.00	-	156,315.00	-	800,000.00	156,315.00	-
Membership Dues and Contributions to Organizations	50299060 06	-	-	-	-	-	-	-	-	-	-	-	-	-	-	-	-	-	-	-	-	-	-
Subscription Expenses	50299070 00	-	-	-	-	-	-	-	-	-	-	-	-	-	-	-	-	-	-	-	-	-	-
Library & Other Reading Materials Subscription	50299070 04	-	-	-	-	-	-	-	-	-	-	-	-	-	-	-	-	-	-	-	-	-	-
Website Maintenance	50299990 01	-	-	-	-	-	-	-	-	-	-	-	-	-	-	-	-	-	-	-	-	-	-
Other Maintenance & Operating Expenses	50299990 99	-	1,969,118.00	1,969,118.00	1,969,118.00	155,400.00	-	-	2,124,518.00	-	-	2,064,888.00	-	2,064,888.00	-	-	1,260,778.00	-	1,260,778.00	-	59,630.00	804,110.00	-
Sub-Total, MOOE	50200000 00	-	20,051,818.00	20,051,818.00	20,051,818.00	-	-	-	20,051,818.00	-	148,524.85	13,016,676.01	-	13,165,200.86	-	103,148.85	3,557,186.00	-	3,660,334.85	-	6,886,617.14	9,504,866.01	-
CAPITAL OUTLAY																							
Buildings and Other Structures Outlay	50604040 00	-	-	-	-	-	-	-	-	-	-	-	-	-	-	-	-	-	-	-	-	-	-
Buildings	50604040 01	-	-	-	-	-	-	-	-	-	-	-	-	-	-	-	-	-	-	-	-	-	-
Other Structures	50604040 99	-	-	-	-	-	-	-	-	-	-	-	-	-	-	-	-	-	-	-	-	-	-
Machinery and Equipment Outlay	50604050 00	-	-	-	-	-	-	-	-	-	-	-	-	-	-	-	-	-	-	-	-	-	-
Office Equipment	50604050 02	-	-	-	-	-	-	-	-	-	-	-	-	-	-	-	-	-	-	-	-	-	-
Information and Communication Technology Equipment	50604050 03	-	-	-	-	-	-	-	-	-	-	-	-	-	-	-	-	-	-	-	-	-	-
Communication Equipment	50604050 07	-	-	-	-	-	-	-	-	-	-	-	-	-	-	-	-	-	-	-	-	-	-
Disaster Response and Rescue Equipment	50604050 09	-	-	-	-	-	-	-	-	-	-	-	-	-	-	-	-	-	-	-	-	-	-
Medical Equipment	50604050 11	-	-	-	-	-	-	-	-	-	-	-	-	-	-	-	-	-	-	-	-	-	-
ICT Software	50604050 15	-	-	-	-	-	-	-	-	-	-	-	-	-	-	-	-	-	-	-	-	-	-
Other Machinery & Equipment	50604050 99	-	-	-	-	-	-	-	-	-	-	-	-	-	-	-	-	-	-	-	-	-	-
Transportation Equipment Outlay	50604060 00	-	-	-	-	-	-	-	-	-	-	-	-	-	-	-	-	-	-	-	-	-	-
Motor Vehicles	50604060 01	-	-	-	-	-	-	-	-	-	-	-	-	-	-	-	-	-	-	-	-	-	-
Furniture, Fixtures and Books Outlay	50604070 00	-	-	-	-	-	-	-	-	-	-	-	-	-	-	-	-	-	-	-	-	-	-
Furniture and Fixtures	50604070 01	-	-	-	-	-	-	-	-	-	-	-	-	-	-	-	-	-	-	-	-	-	-
Books	50604070 02	-	-	-	-	-	-	-	-	-	-	-	-	-	-	-	-	-	-	-	-	-	-
Other Property, Plant & Equipment Outlay	50604090 00	-	-	-	-	-	-	-	-	-	-	-	-	-	-	-	-	-	-	-	-	-	-
Other Property, Plant & Equipment	50604090 99	-	-	-	-	-	-	-	-	-	-	-	-	-	-	-	-	-	-	-	-	-	-
Sub-Total, CO	50600000 00	-	-	-	-	-	-	-	-	-	-	-	-	-	-	-	-	-	-	-	-	-	-
TOTAL, SPF		-	41,247,753.00	41,247,753.00	41,247,753.00	-	-	-	41,247,753.00	129,975.75	14,394,948.60	19,836,205.78	-	34,361,130.13	129,975.75	10,951,632.69	11,229,145.76	-	22,310,754.20	-	6,886,622.87	12,050,375.93	-


SUMMARY OF APPROPRIATIONS, ALLOTMENTS, OBLIGATIONS, DISBURSEMENTS AND BALANCES BY OBJECT OF EXPENDITURES
As of the Quarter Ending September 30, 2015


Department: Department of Finance
Agency/Operating Unit: Office of the Secretary
Organizational Code (UACS): 11 001 0000000
Funding Source Code (as clustered): 01103101


	Current Year Appropriations
x	Supplemental Appropriations
	Continuing Appropriations

Particulars	UACS CODE	Appropriations			Allotments					Current Year Obligations					Current Year Disbursements					Balances			
		Authorized Appropriations	Adjustments (Transfer To/From, Realignment)	Adjusted Appropriations	Allotments Received	Adjustments (Withdrawal, Realignment)	Transfer To	Transfer From	Adjusted Total Allotments	1st Quarter ending March 31	2nd Quarter ending June 30	3rd Quarter ending Sept. 30	4th Quarter ending Dec. 31	Total	1st Quarter ending March 31	2nd Quarter ending June 30	3rd Quarter ending Sept. 30	4th Quarter ending Dec. 31	Total	Unreleased Appropriations	Unobligated Allotment	Unpaid Obligations (15-20)=(23+24)	
																						Due and Demandable	Not Yet Due and Demandable
1	2	3	4	5=(3+4)	6	7	8	9	10=(6+(-17)-8+9)	11	12	13	14	15=(11+12+13+14)	16	17	18	19	20=(16+17+18+19)	21=(5-8)	22=(10-15)	23	24
RA 10652 FY 2015 - SUPPLEMENTAL APPROPRIATION																							
A. DOF Renovation Phase 2																							
Personnel Services		-	-	-	-	-	-	-	-	-	-	-	-	-	-	-	-	-	-	-	-	-	-
Maintenance & Other Operating Expenses		-	-	-	-	-	-	-	-	-	-	-	-	-	-	-	-	-	-	-	-	-	-
Capital Outlay		-	32,224,000.00	32,224,000.00	32,224,000.00	-	-	-	32,224,000.00	-	19,035,377.14	10,393,375.80	-	29,428,752.94	-	8,409,791.38	7,494,425.80	-	15,904,217.18	-	2,795,247.06	13,524,535.76	-
GRAND TOTAL		-	32,224,000.00	32,224,000.00	32,224,000.00	-	-	-	32,224,000.00	-	19,035,377.14	10,393,375.80	-	29,428,752.94	-	8,409,791.38	7,494,425.80	-	15,904,217.18	-	2,795,247.06	13,524,535.76	-

Certified Correct:

MA. LUISA M. NOTARIO
Chief Administrative Division, Budget Division
Date:

Certified Correct:

LOLITA R. VERDADERO
Chief Accountant
Date:

Recommending Approval:

MA. LOURDES V. DEDAL
Director IV, Central Financial Management Office
Date:

Approved by:

MA. LOURDES B. RECENTE
Assistant Secretary and Chief of Staff
Date:

	Current Year Appropriations
x	Supplemental Appropriations
	Continuing Appropriations

SUMMARY OF APPROPRIATIONS, ALLOTMENTS, OBLIGATIONS, DISBURSEMENTS AND BALANCES BY OBJECT OF EXPENDITURES
As of the Quarter Ending September 30, 2015

Department: Department of Finance
Agency/Operating Unit: Office of the Secretary
Organizational Code (UACS): 11 001 0000000
Funding Source Code (as clustered): 01103101

	Current Year Appropriations
x	Supplemental Appropriations
	Continuing Appropriations


Particulars	UACS CODE	Appropriations			Allotments					Current Year Obligations					Current Year Disbursements					Balances			
		Authorized Appropriations	Adjustments (Transfer To/From, Realignment)	Adjusted Appropriations	Allotments Received	Adjustments (Withdrawal, Realignment)	Transfer To	Transfer From	Adjusted Total Allotments	1st Quarter ending March 31	2nd Quarter ending June 30	3rd Quarter ending Sept. 30	4th Quarter ending Dec. 31	Total	1st Quarter ending March 31	2nd Quarter ending June 30	3rd Quarter ending Sept. 30	4th Quarter ending Dec. 31	Total	Unreleased Appropriations	Unobligated Allotment	Unpaid Obligations (15-20)=(23+24)	
																						Due and Demandable	Not Yet Due and Demandable
1	2	3	4	5=(3+4)	6	7	8	9	10=(6+(-)(7)-8+9)	11	12	13	14	15=(11+12+13+14)	16	17	18	19	20=(16+17+18+19)	21=(5-6)	22=(10-15)	23	24
Professional Services	50211000 00	-	-	-	-	-	-	-	-	-	-	-	-	-	-	-	-	-	-	-	-	-	-
Legal Services	50211010 00			-	-				-					-					-	-		-	
Consultancy Services	50211030 00			-	-				-					-					-	-		-	
Other Professional Services	50211990 00			-	-				-					-					-	-		-	
General Services	50212000 00	-	-	-	-	-	-	-	-	-	-	-	-	-	-	-	-	-	-	-	-	-	-
Janitorial Services	50212020 00			-	-				-					-					-	-		-	
Security Services	50212030 00			-	-				-					-					-	-		-	
Repairs and Maintenance	50213000 00	-	-	-	-	-	-	-	-	-	-	-	-	-	-	-	-	-	-	-	-	-	-
Other Land Improvements	50213020 99			-	-				-					-					-	-		-	
Buildings	50213040 01			-	-				-					-					-	-		-	
Machinery	50213050 01			-	-				-					-					-	-		-	
Office Equipment	50213050 02			-	-				-					-					-	-		-	
ICT Equipment	50213050 03			-	-				-					-					-	-		-	
Communication Equipment	50213050 07			-	-				-					-					-	-		-	
Disaster Response & Rescue Equipment	50213050 09			-	-				-					-					-	-		-	
Medical Equipment	50213050 11			-	-				-					-					-	-		-	
Other Machinery and Equipment	50213050 99			-	-				-					-					-	-		-	
Motor Vehicles	50213060 01			-	-				-					-					-	-		-	
Repairs and Maintenance - Furniture & Fixtures	50213070 00			-	-				-					-					-	-		-	
Other Property, Plant & Equipment	50213990 99			-	-				-					-					-	-		-	
Taxes, Insurance Premiums and Other Fees	50215000 00	-	-	-	-	-	-	-	-	-	-	-	-	-	-	-	-	-	-	-	-	-	-
Taxes, Duties and Licenses	50215010 01			-	-				-					-					-	-		-	
Fidelity Bond Premium	50215020 00			-	-				-					-					-	-		-	
Insurance Expenses	50215030 00			-	-				-					-					-	-		-	
Other Maintenance and Operating Expenses	50299000 00	-	-	-	-	-	-	-	-	-	-	-	-	-	-	-	-	-	-	-	-	-	-
Advertising Expenses	50299010 00			-	-				-					-					-	-		-	
Printing and Publication Expenses	50299020 00			-	-				-					-					-	-		-	
Representation Expenses	50299030 00			-	-				-					-					-	-		-	
Transportation and Delivery Expenses	50299040 00			-	-				-					-					-	-		-	
Rent/Lease Expenses	50299050 00			-	-				-					-					-	-		-	
Rents - Buildings and Structures	50299050 01			-	-				-					-					-	-		-	
Rents - Motor Vehicles	50299050 03			-	-				-					-					-	-		-	
Rents - Equipment	50299050 04			-	-				-					-					-	-		-	
Rents - Living Quarters	50299050 05			-	-				-					-					-	-		-	
Membership Dues and Contributions to Organizations	50299060 00			-	-				-					-					-	-		-	
Subscription Expenses	50299070 00			-	-				-					-					-	-		-	
Website Maintenance	50299990 01			-	-				-					-					-	-		-	
Other Maintenance & Operating Expenses	50299990 99			-	-				-					-					-	-		-	
Sub-Total, MOOE	50200000 00	-	-	-	-	-	-	-	-	-	-	-	-	-	-	-	-	-	-	-	-	-	-
CAPITAL OUTLAY																							
Buildings and Other Structures Outlay	50604040 00	-	23,389,000.00	23,389,000.00	23,389,000.00	-	-	-	23,389,000.00	-	19,035,377.14	1,577,582.00	-	20,612,959.14	-	8,409,791.38	7,494,425.80	-	15,904,217.18	-	2,776,040.86	4,708,741.96	-
Buildings	50604040 01		23,389,000.00	23,389,000.00	23,389,000.00				23,389,000.00		19,035,377.14	1,577,582.00		20,612,959.14		8,409,791.38	7,494,425.80		15,904,217.18		2,776,040.86	4,708,741.96	
Other Structures	50604040 99			-	-				-					-					-	-		-	
Machinery and Equipment Outlay	50604050 00	-	8,835,000.00	8,835,000.00	8,835,000.00	-	-	-	8,835,000.00	-	-	8,815,793.80	-	8,815,793.80	-	-	-	-	-	-	19,206.20	8,815,793.80	-
Office Equipment	50604050 02			-	-				-					-					-	-		-	
Information and Communication Technology Equipment	50604050 03			-	-				-					-					-	-		-	
Communication Equipment	50604050 07			-	-				-					-					-	-		-	
Disaster Response and Rescue Equipment	50604050 09			-	-				-					-					-	-		-	
Medical Equipment	50604050 11			-	-				-					-					-	-		-	
ICT Software	50604050 15			-	-				-					-					-	-		-	
Other Machinery & Equipment	50604050 99		8,835,000.00	8,835,000.00	8,835,000.00				8,835,000.00			8,815,793.80		8,815,793.80					-	-	19,206.20	8,815,793.80	
Transportation Equipment Outlay	50604060 00	-	-	-	-	-	-	-	-	-	-	-	-	-	-	-	-	-	-	-	-	-	-
Motor Vehicles	50604060 01			-	-				-					-					-	-		-	
Furniture, Fixtures and Books Outlay	50604070 00	-	-	-	-	-	-	-	-	-	-	-	-	-	-	-	-	-	-	-	-	-	-
Furniture and Fixtures	50604070 01			-	-				-					-					-	-		-	
Books	50604070 02			-	-				-					-					-	-		-	
Other Property, Plant & Equipment Outlay	50604090 00	-	-	-	-	-	-	-	-	-	-	-	-	-	-	-	-	-	-	-	-	-	-
Other Property, Plant & Equipment	50604090 99			-	-				-					-					-	-		-	
Sub-Total, CO	50600000 00	-	32,224,000.00	32,224,000.00	32,224,000.00	-	-	-	32,224,000.00	-	19,035,377.14	10,393,375.80	-	29,428,752.94	-	8,409,791.38	7,494,425.80	-	15,904,217.18	-	2,795,247.06	13,524,535.76	-
TOTAL, Agency Specific Budget		-	32,224,000.00	32,224,000.00	32,224,000.00	-	-	-	32,224,000.00	-	19,035,377.14	10,393,375.80	-	29,428,752.94	-	8,409,791.38	7,494,425.80	-	15,904,217.18	-	2,795,247.06	13,524,535.76	-

SUMMARY OF APPROPRIATIONS, ALLOTMENTS, OBLIGATIONS, DISBURSEMENTS AND BALANCES BY OBJECT OF EXPENDITURES
As of the Quarter Ending September 30, 2015

Department: Department of Finance
Agency/Operating Unit: Office of the Secretary
Organizational Code (UACS): 11 001 0000000
Funding Source Code (as clustered): 04104161, 04104163 & 04104167


x	Current Year Appropriations
	Supplemental Appropriations
	Continuing Appropriations

Particulars	UACS CODE	Appropriations			Allotments					Current Year Obligations					Current Year Disbursements					Balances			
		Authorized Appropriations	Adjustments (Transfer To/From, Realignment)	Adjusted Appropriations	Allotments Received	Adjustments (Withdrawal, Realignment)	Transfer To	Transfer From	Adjusted Total Allotments	1st Quarter ending March 31	2nd Quarter ending June 30	3rd Quarter ending Sept. 30	4th Quarter ending Dec. 31	Total	1st Quarter ending March 31	2nd Quarter ending June 30	3rd Quarter ending Sept. 30	4th Quarter ending Dec. 31	Total	Unreleased Appropriations	Unobligated Allotment	Unpaid Obligations (15-20)=(23+24)	
																						Due and Demandable	Not Yet Due and Demandable
1	2	3	4	5=(3+4)	6	7	8	9	10= (6-(-17)-8+9)	11	12	13	14	15=(11+12+13+14)	16	17	18	19	20=(16+17+18+19)	21=(5-6)	22=(10-15)	23	24
RA 10651 FY 2015																							
JAPANESE NON-PROJECT GRANT ASSISTANCE - CVF																							
Maintenance & Other Operating Expenses		-	13,500,000.00	13,500,000.00	13,500,000.00	-	-	-	13,500,000.00	12,924,304.38	-	-	-	12,924,304.38	5,125,656.77	-	-	-	5,125,656.77	-	575,695.62	7,798,647.61	-
INTERNATIONAL BANK FOR RECONSTRUCTION AND DEVELOPMENT - EITI Project																							
Maintenance & Other Operating Expenses		-	31,705,666.00	31,705,666.00	31,705,666.00	-	-	-	31,705,666.00	-	1,589,256.00	8,093,859.13	-	9,683,115.13	-	871,955.00	4,575,623.00	-	5,447,578.00	-	22,022,550.87	4,235,537.13	-
CAPACITY DEVELOPMENT SUPPORT PROJECT - GERMANY																							
Maintenance & Other Operating Expenses		-	76,846,000.00	76,846,000.00	76,846,000.00	-	-	-	76,846,000.00	-	19,341,484.34	630,790.32	-	19,972,274.66	-	272,739.57	-	-	272,739.57	-	56,873,725.34	19,699,535.09	-
TOTAL		-	76,846,000.00	76,846,000.00	76,846,000.00	-	-	-	76,846,000.00	-	19,341,484.34	630,790.32	-	19,972,274.66	-	272,739.57	-	-	272,739.57	-	56,873,725.34	19,699,535.09	-
GRAND TOTAL		-	122,051,666.00	122,051,666.00	122,051,666.00	-	-	-	122,051,666.00	12,924,304.38	20,930,740.34	8,724,649.45	-	42,579,694.17	5,125,656.77	1,144,694.57	4,575,623.00	-	10,845,974.34	-	79,471,971.83	31,733,719.83	-

Certified Correct:

MA. LUISA M. NOTARIO
Chief Administrative Division, Budget Division
Date:

Certified Correct:

LOLITA R. VERDADERO
Chief Accountant
Date:
4/7

Recommending Approval:

MA. LOURDES B. RECENTE
Director IV, Central Financial Management Office
Date:

Approved by:

MA. LOURDES B. RECENTE
Assistant Secretary and Chief of Staff
Date:

x	Current Year Appropriations
	Supplemental Appropriations
	Continuing Appropriations

SUMMARY OF APPROPRIATIONS, ALLOTMENTS, OBLIGATIONS, DISBURSEMENTS AND BALANCES BY OBJECT OF EXPENDITURES
As of the Quarter Ending September 30, 2015

Department: Department of Finance
Agency/Operating Unit: Office of the Secretary
Organizational Code (UACS): 11 001 0000000
Funding Source Code (as clustered): 04104161, 04104163 & 04104167

x	Current Year Appropriations
	Supplemental Appropriations
	Continuing Appropriations

Particulars	UACS CODE	Appropriations			Allotments					Current Year Obligations					Current Year Disbursements					Balances			
		Authorized Appropriations	Adjustments (Transfer To/From, Realignment)	Adjusted Appropriations	Allotments Received	Adjustments (Withdrawal, Realignment)	Transfer To	Transfer From	Adjusted Total Allotments	1st Quarter ending March 31	2nd Quarter ending June 30	3rd Quarter ending Sept. 30	4th Quarter ending Dec. 31	Total	1st Quarter ending March 31	2nd Quarter ending June 30	3rd Quarter ending Sept. 30	4th Quarter ending Dec. 31	Total	Unreleased Appropriations	Unobligated Allotment	Unpaid Obligations (15-20)=(23+24)	
																						Due and Demandable	Not Yet Due and Demandable
1	2	3	4	5=(3+4)	6	7	8	9	10=[(6+(-)7)-8+9]	11	12	13	14	15=(11+12+13+14)	16	17	18	19	20=(16+17+18+19)	21=(5-6)	22=(10-15)	23	24
Professional Services	50211000 00	-	74,572,349.00	74,572,349.00	74,572,349.00	-	-	-	74,572,349.00	12,924,304.38	19,460,438.63	2,426,346.00	-	34,811,089.01	5,125,656.77	871,955.00	603,173.00	-	6,600,784.77	-	39,761,259.99	28,210,304.24	-
Legal Services	50211010 00	-	-	-	-	-	-	-	-	-	-	-	-	-	-	-	-	-	-	-	-	-	-
Consultancy Services	50211030 00	-	53,626,349.00	53,626,349.00	53,626,349.00	(80,000.00)	-	-	53,546,349.00	12,924,304.38	15,996,696.00	2,346,346.00	-	31,267,346.38	5,125,656.77	871,955.00	523,173.00	-	6,520,784.77	-	22,279,002.62	24,746,561.61	-
Other Professional Services	50211990 00	-	20,946,000.00	20,946,000.00	20,946,000.00	80,000.00	-	-	21,026,000.00	-	3,463,742.63	80,000.00	-	3,543,742.63	-	-	80,000.00	-	80,000.00	-	17,482,257.37	3,463,742.63	-
General Services	50212000 00	-	-	-	-	-	-	-	-	-	-	-	-	-	-	-	-	-	-	-	-	-	-
Janitorial Services	50212020 00	-	-	-	-	-	-	-	-	-	-	-	-	-	-	-	-	-	-	-	-	-	-
Security Services	50212030 00	-	-	-	-	-	-	-	-	-	-	-	-	-	-	-	-	-	-	-	-	-	-
Repairs and Maintenance	50213000 00	-	-	-	-	397,053.40	-	-	397,053.40	-	-	397,053.40	-	397,053.40	-	-	-	-	-	-	-	397,053.40	-
Other Land Improvements	50213020 99	-	-	-	-	-	-	-	-	-	-	-	-	-	-	-	-	-	-	-	-	-	-
Buildings	50213040 01	-	-	-	-	397,053.40	-	-	397,053.40	-	-	397,053.40	-	397,053.40	-	-	-	-	-	-	-	397,053.40	-
Machinery	50213050 01	-	-	-	-	-	-	-	-	-	-	-	-	-	-	-	-	-	-	-	-	-	-
Office Equipment	50213050 02	-	-	-	-	-	-	-	-	-	-	-	-	-	-	-	-	-	-	-	-	-	-
ICT Equipment	50213050 03	-	-	-	-	-	-	-	-	-	-	-	-	-	-	-	-	-	-	-	-	-	-
Communication Equipment	50213050 07	-	-	-	-	-	-	-	-	-	-	-	-	-	-	-	-	-	-	-	-	-	-
Disaster Response & Rescue Equipment	50213050 09	-	-	-	-	-	-	-	-	-	-	-	-	-	-	-	-	-	-	-	-	-	-
Medical Equipment	50213050 11	-	-	-	-	-	-	-	-	-	-	-	-	-	-	-	-	-	-	-	-	-	-
Other Machinery and Equipment	50213050 99	-	-	-	-	-	-	-	-	-	-	-	-	-	-	-	-	-	-	-	-	-	-
Motor Vehicles	50213060 01	-	-	-	-	-	-	-	-	-	-	-	-	-	-	-	-	-	-	-	-	-	-
Repairs and Maintenance - Furniture & Fixtures	50213070 00	-	-	-	-	-	-	-	-	-	-	-	-	-	-	-	-	-	-	-	-	-	-
Other Property, Plant & Equipment	50213990 99	-	-	-	-	-	-	-	-	-	-	-	-	-	-	-	-	-	-	-	-	-	-
Taxes, Insurance Premiums and Other Fees	50215000 00	-	-	-	-	-	-	-	-	-	-	-	-	-	-	-	-	-	-	-	-	-	-
Taxes, Duties and Licenses	50215010 01	-	-	-	-	-	-	-	-	-	-	-	-	-	-	-	-	-	-	-	-	-	-
Fidelity Bond Premium	50215020 00	-	-	-	-	-	-	-	-	-	-	-	-	-	-	-	-	-	-	-	-	-	-
Insurance Expenses	50215030 00	-	-	-	-	-	-	-	-	-	-	-	-	-	-	-	-	-	-	-	-	-	-
Other Maintenance and Operating Expenses	50299000 00	-	5,529,035.00	5,529,035.00	5,529,035.00	(414,470.85)	-	-	5,114,564.15	-	309,198.00	140,919.81	-	450,117.81	-	-	364,750.00	-	364,750.00	-	4,664,446.34	85,367.81	-
Advertising Expenses	50299010 00	-	-	-	-	-	-	-	-	-	19,548.00	(19,548.00)	-	-	-	-	-	-	-	-	-	-	-
Printing and Publication Expenses	50299020 00	-	-	-	-	-	-	-	-	-	-	-	-	-	-	-	-	-	-	-	-	-	-
Representation Expenses	50299030 00	-	-	-	-	72,399.80	-	-	72,399.80	-	48,740.00	23,659.80	-	72,399.80	-	-	44,000.00	-	44,000.00	-	-	28,399.80	-
Transportation and Delivery Expenses	50299040 00	-	1,046,674.00	1,046,674.00	1,046,674.00	-	-	-	1,046,674.00	-	-	-	-	-	-	-	-	-	-	-	-	1,046,674.00	-
Rent/Lease Expenses	50299050 00	-	-	-	-	-	-	-	-	-	-	-	-	-	-	-	-	-	-	-	-	-	-
Rents - Buildings and Structures	50299050 01	-	-	-	-	-	-	-	-	-	-	-	-	-	-	-	-	-	-	-	-	-	-
Rents - Motor Vehicles	50299050 03	-	-	-	-	39,750.00	-	-	39,750.00	-	30,000.00	9,750.00	-	39,750.00	-	-	39,750.00	-	39,750.00	-	-	-	-
Rents - Equipment	50299050 04	-	300,000.00	300,000.00	300,000.00	-	-	-	300,000.00	-	-	-	-	-	-	-	-	-	-	-	-	300,000.00	-
Rents - Living Quarters	50299050 05	-	-	-	-	-	-	-	-	-	-	-	-	-	-	-	-	-	-	-	-	-	-
Membership Dues and Contributions to Organizations	50299060 00	-	-	-	-	-	-	-	-	-	-	-	-	-	-	-	-	-	-	-	-	-	-
Subscription Expenses	50299070 00	-	1,500,000.00	1,500,000.00	1,500,000.00	-	-	-	1,500,000.00	-	-	-	-	-	-	-	-	-	-	-	-	1,500,000.00	-
Website Maintenance	50299990 01	-	22,377.00	22,377.00	22,377.00	-	-	-	22,377.00	-	-	-	-	-	-	-	-	-	-	-	-	22,377.00	-
Other Maintenance & Operating Expenses	50299990 99	-	2,659,984.00	2,659,984.00	2,659,984.00	(526,620.65)	-	-	2,133,363.35	-	210,910.00	127,058.01	-	337,968.01	-	-	281,000.00	-	281,000.00	-	1,795,395.34	56,968.01	-
Sub-Total, MOOE	50200000 00	-	122,051,666.00	122,051,666.00	122,051,666.00	-	-	-	122,051,666.00	12,924,304.38	20,930,740.34	8,724,649.45	-	42,579,694.17	5,125,656.77	1,144,694.57	4,575,623.00	-	10,845,974.34	-	79,471,971.83	31,733,719.83	-
CAPITAL OUTLAY																							
Buildings and Other Structures Outlay	50604040 00	-	-	-	-	-	-	-	-	-	-	-	-	-	-	-	-	-	-	-	-	-	-
Buildings	50604040 01	-	-	-	-	-	-	-	-	-	-	-	-	-	-	-	-	-	-	-	-	-	-
Other Structures	50604040 99	-	-	-	-	-	-	-	-	-	-	-	-	-	-	-	-	-	-	-	-	-	-
Machinery and Equipment Outlay	50604050 00	-	-	-	-	-	-	-	-	-	-	-	-	-	-	-	-	-	-	-	-	-	-
Office Equipment	50604050 02	-	-	-	-	-	-	-	-	-	-	-	-	-	-	-	-	-	-	-	-	-	-
Information and Communication Technology Equipment	50604050 03	-	-	-	-	-	-	-	-	-	-	-	-	-	-	-	-	-	-	-	-	-	-
Communication Equipment	50604050 07	-	-	-	-	-	-	-	-	-	-	-	-	-	-	-	-	-	-	-	-	-	-
Disaster Response and Rescue Equipment	50604050 09	-	-	-	-	-	-	-	-	-	-	-	-	-	-	-	-	-	-	-	-	-	-
Medical Equipment	50604050 11	-	-	-	-	-	-	-	-	-	-	-	-	-	-	-	-	-	-	-	-	-	-
ICT Software	50604050 15	-	-	-	-	-	-	-	-	-	-	-	-	-	-	-	-	-	-	-	-	-	-
Other Machinery & Equipment	50604050 99	-	-	-	-	-	-	-	-	-	-	-	-	-	-	-	-	-	-	-	-	-	-
Transportation Equipment Outlay	50604060 00	-	-	-	-	-	-	-	-	-	-	-	-	-	-	-	-	-	-	-	-	-	-
Motor Vehicles	50604060 01	-	-	-	-	-	-	-	-	-	-	-	-	-	-	-	-	-	-	-	-	-	-
Furniture, Fixtures and Books Outlay	50604070 00	-	-	-	-	-	-	-	-	-	-	-	-	-	-	-	-	-	-	-	-	-	-
Furniture and Fixtures	50604070 01	-	-	-	-	-	-	-	-	-	-	-	-	-	-	-	-	-	-	-	-	-	-
Books	50604070 02	-	-	-	-	-	-	-	-	-	-	-	-	-	-	-	-	-	-	-	-	-	-
Other Property, Plant & Equipment Outlay	50604090 00	-	-	-	-	-	-	-	-	-	-	-	-	-	-	-	-	-	-	-	-	-	-
Other Property, Plant & Equipment	50604090 99	-	-	-	-	-	-	-	-	-	-	-	-	-	-	-	-	-	-	-	-	-	-
Sub-Total, CO	50600000 00	-	-	-	-	-	-	-	-	-	-	-	-	-	-	-	-	-	-	-	-	-	-
GRAND TOTAL		-	122,051,666.00	122,051,666.00	122,051,666.00	-	-	-	122,051,666.00	12,924,304.38	20,930,740.34	8,724,649.45	-	42,579,694.17	5,125,656.77	1,144,694.57	4,575,623.00	-	10,845,974.34	-	79,471,971.83	31,733,719.83	-

x	Current Year Appropriations
	Supplemental Appropriations
	Continuing Appropriations

SUMMARY OF APPROPRIATIONS, ALLOTMENTS, OBLIGATIONS, DISBURSEMENTS AND BALANCES BY OBJECT OF EXPENDITURES
As of the Quarter Ending September 30, 2015

Department: Department of Finance
Agency/Operating Unit: Office of the Secretary
Organizational Code (UACS): 11 001 0000000
Funding Source Code (as clustered): 04104161, 04104163 & 04104167

x	Current Year Appropriations
	Supplemental Appropriations
	Continuing Appropriations

Particulars	UACS CODE	Appropriations			Allotments					Current Year Obligations					Current Year Disbursements					Balances			
		Authorized Appropriations	Adjustments (Transfer To/From, Realignment)	Adjusted Appropriations	Allotments Received	Adjustments (Withdrawal, Realignment)	Transfer To	Transfer From	Adjusted Total Allotments	1st Quarter ending March 31	2nd Quarter ending June 30	3rd Quarter ending Sept. 30	4th Quarter ending Dec. 31	Total	1st Quarter ending March 31	2nd Quarter ending June 30	3rd Quarter ending Sept. 30	4th Quarter ending Dec. 31	Total	Unreleased Appropriations	Unobligated Allotment	Unpaid Obligations (15-20)=(23+24)	
																						Due and Demandable	Not Yet Due and Demandable
1	2	3	4	5=(3+4)	6	7	8	9	10=(6+(-17)-4+9)	11	12	13	14	15=(11+12+13+14)	16	17	18	19	20=(16+17+18+19)	21=(5-6)	22=(10-15)	23	24
Professional Services	50211000 00	-	13,500,000.00	13,500,000.00	13,500,000.00	-	-	-	13,500,000.00	12,924,304.38	-	-	-	12,924,304.38	5,125,656.77	-	-	-	5,125,656.77	-	575,695.62	7,798,647.61	-
Legal Services	50211010 00			-	-				-					-					-				
Consultancy Services	50211030 00		13,500,000.00	13,500,000.00	13,500,000.00				13,500,000.00	12,924,304.38				12,924,304.38	5,125,656.77				5,125,656.77	-	575,695.62	7,798,647.61	
Other Professional Services	50211590 00			-	-				-					-					-				
General Services	50212000 00	-	-	-	-	-	-	-	-	-	-	-	-	-	-	-	-	-	-	-	-	-	-
Janitorial Services	50212020 00			-	-				-					-					-				
Security Services	50212030 00			-	-				-					-					-				
Repairs and Maintenance	50213000 00	-	-	-	-	-	-	-	-	-	-	-	-	-	-	-	-	-	-	-	-	-	-
Other Land Improvements	50213020 99			-	-				-					-					-				
Buildings	50213040 01			-	-				-					-					-				
Machinery	50213050 01			-	-				-					-					-				
Office Equipment	50213050 02			-	-				-					-					-				
ICT Equipment	50213050 03			-	-				-					-					-				
Communication Equipment	50213050 07			-	-				-					-					-				
Disaster Response & Rescue Equipment	50213050 09			-	-				-					-					-				
Medical Equipment	50213050 11			-	-				-					-					-				
Other Machinery and Equipment	50213050 99			-	-				-					-					-				
Motor Vehicles	50213060 01			-	-				-					-					-				
Repairs and Maintenance - Furniture & Fixtures	50213070 00			-	-				-					-					-				
Other Property, Plant & Equipment	50213990 99			-	-				-					-					-				
Taxes, Insurance Premiums and Other Fees	50215000 00	-	-	-	-	-	-	-	-	-	-	-	-	-	-	-	-	-	-	-	-	-	-
Taxes, Duties and Licenses	50215010 01			-	-				-					-					-				
Fidelity Bond Premium	50215020 00			-	-				-					-					-				
Insurance Expenses	50215030 00			-	-				-					-					-				
Other Maintenance and Operating Expenses	50299000 00	-	-	-	-	-	-	-	-	-	-	-	-	-	-	-	-	-	-	-	-	-	-
Advertising Expenses	50299010 00			-	-				-					-					-				
Printing and Publication Expenses	50299020 00			-	-				-					-					-				
Representation Expenses	50299030 00			-	-				-					-					-				
Transportation and Delivery Expenses	50299040 00			-	-				-					-					-				
Rent/Lease Expenses	50299050 00			-	-				-					-					-				
Rents - Buildings and Structures	50299050 01			-	-				-					-					-				
Rents - Motor Vehicles	50299050 03			-	-				-					-					-				
Rents - Equipment	50299050 04			-	-				-					-					-				
Rents - Living Quarters	50299050 05			-	-				-					-					-				
Membership Dues and Contributions to Organizations	50299060 00			-	-				-					-					-				
Subscription Expenses	50299070 00			-	-				-					-					-				
Website Maintenance	50299990 01			-	-				-					-					-				
Other Maintenance & Operating Expenses	50299990 99			-	-				-					-					-				
Sub-Total, MOOE	50200000 00	-	13,500,000.00	13,500,000.00	13,500,000.00	-	-	-	13,500,000.00	12,924,304.38	-	-	-	12,924,304.38	5,125,656.77	-	-	-	5,125,656.77	-	575,695.62	7,798,647.61	-
CAPITAL OUTLAY																							
Buildings and Other Structures Outlay	50604040 00	-	-	-	-	-	-	-	-	-	-	-	-	-	-	-	-	-	-	-	-	-	-
Buildings	50604040 01			-	-				-					-					-				
Other Structures	50604040 99			-	-				-					-					-				
Machinery and Equipment Outlay	50604050 00	-	-	-	-	-	-	-	-	-	-	-	-	-	-	-	-	-	-	-	-	-	-
Office Equipment	50604050 02			-	-				-					-					-				
Information and Communication Technology Equipment	50604050 03			-	-				-					-					-				
Communication Equipment	50604050 07			-	-				-					-					-				
Disaster Response and Rescue Equipment	50604050 09			-	-				-					-					-				
Medical Equipment	50604050 11			-	-				-					-					-				
ICT Software	50604050 15			-	-				-					-					-				
Other Machinery & Equipment	50604050 99			-	-				-					-					-				
Transportation Equipment Outlay	50604060 00	-	-	-	-	-	-	-	-	-	-	-	-	-	-	-	-	-	-	-	-	-	-
Motor Vehicles	50604060 01			-	-				-					-					-				
Furniture, Fixtures and Books Outlay	50604070 00	-	-	-	-	-	-	-	-	-	-	-	-	-	-	-	-	-	-	-	-	-	-
Furniture and Fixtures	50604070 01			-	-				-					-					-				
Books	50604070 02			-	-				-					-					-				
Other Property, Plant & Equipment Outlay	50604090 00	-	-	-	-	-	-	-	-	-	-	-	-	-	-	-	-	-	-	-	-	-	-
Other Property, Plant & Equipment	50604090 99			-	-				-					-					-				
Sub-Total, CO	50600000 00	-	-	-	-	-	-	-	-	-	-	-	-	-	-	-	-	-	-	-	-	-	-
TOTAL, NPGA-CVF-2		-	13,500,000.00	13,500,000.00	13,500,000.00	-	-	-	13,500,000.00	12,924,304.38	-	-	-	12,924,304.38	5,125,656.77	-	-	-	5,125,656.77	-	575,695.62	7,798,647.61	-

x	Current Year Appropriations
	Supplemental Appropriations
	Continuing Appropriations

[illegible]

SUMMARY OF APPROPRIATIONS, ALLOTMENTS, OBLIGATIONS, DISBURSEMENTS AND BALANCES BY OBJECT OF EXPENDITURES
As of the Quarter Ending September 30, 2015

Department: Department of Finance
Agency/Operating Unit: Office of the Secretary
Organizational Code (UACS): 11 001 0000000
Funding Source Code (as clustered): 04104161, 04104163 & 04104167

x	Current Year Appropriations
	Supplemental Appropriations
	Continuing Appropriations

Particulars	UACS CODE	Appropriations			Allotments					Current Year Obligations					Current Year Disbursements					Balances			
		Authorized Appropriations	Adjustments (Transfer To/From, Realignment)	Adjusted Appropriations	Allotments Received	Adjustments (Withdrawal, Realignment)	Transfer To	Transfer From	Adjusted Total Allotments	1st Quarter ending March 31	2nd Quarter ending June 30	3rd Quarter ending Sept. 30	4th Quarter ending Dec. 31	Total	1st Quarter ending March 31	2nd Quarter ending June 30	3rd Quarter ending Sept. 30	4th Quarter ending Dec. 31	Total	Unreleased Appropriations	Unobligated Allotment	Unpaid Obligations (15-20)=(23+24)	
																						Due and Demandable	Not Yet Due and Demandable
1	2	3	4	5=(3+4)	6	7	8	9	10=(6+(-)(7)-8+9)	11	12	13	14	15=(11+12+13+14)	16	17	18	19	20=(16+17+18+19)	21=(5-6)	22=(10-15)	23	24
Professional Services	50211000 00	-	17,576,349.00	17,576,349.00	17,576,349.00	-	-	-	17,576,349.00	-	1,046,346.00	2,426,346.00	-	3,472,692.00	-	871,955.00	603,173.00	-	1,475,128.00	-	14,103,657.00	1,997,564.00	-
Legal Services	50211010 00																						
Consultancy Services	50211030 00		17,576,349.00	17,576,349.00	17,576,349.00	(80,000.00)			17,496,349.00		1,046,346.00	2,346,346.00		3,392,692.00		871,955.00	523,173.00		1,395,128.00		14,103,657.00	1,997,564.00	
Other Professional Services	50211990 00					80,000.00			80,000.00			80,000.00		80,000.00			80,000.00		80,000.00				
General Services	50212000 00	-	-	-	-	-	-	-	-	-	-	-	-	-	-	-	-	-	-	-	-	-	-
Janitorial Services	50212020 00																						
Security Services	50212030 00																						
Repairs and Maintenance	50213000 00	-	-	-	-	-	-	-	-	-	-	-	-	-	-	-	-	-	-	-	-	-	-
Other Land Improvements	50213020 99																						
Buildings	50213040 01																						
Machinery	50213050 01																						
Office Equipment	50213050 02																						
ICT Equipment	50213050 03																						
Communication Equipment	50213050 07																						
Disaster Response & Rescue Equipment	50213050 09																						
Medical Equipment	50213050 11																						
Other Machinery and Equipment	50213050 99																						
Motor Vehicles	50213060 01																						
Repairs and Maintenance - Furniture & Fixtures	50213070 00																						
Other Property, Plant & Equipment	50213990 99																						
Taxes, Insurance Premiums and Other Fees	50215000 00	-	-	-	-	-	-	-	-	-	-	-	-	-	-	-	-	-	-	-	-	-	-
Taxes, Duties and Licenses	50215010 01																						
Fidelity Bond Premium	50215020 00																						
Insurance Expenses	50215030 00																						
Other Maintenance and Operating Expenses	50299000 00	-	1,620,701.00	1,620,701.00	1,620,701.00	(17,417.45)	-	-	1,603,283.55	-	284,910.00	152,967.81	-	437,477.81	-	-	364,750.00	-	364,750.00	-	1,165,805.74	72,727.81	-
Advertising Expenses	50299010 00																						
Printing and Publication Expenses	50299020 00																						
Representation Expenses	50299030 00					59,759.80			59,759.80		44,000.00	15,759.80		59,759.80			44,000.00		44,000.00		-	15,759.80	
Transportation and Delivery Expenses	50299040 00																						
Rent/Lease Expenses	50299050 00																						
Rents - Buildings and Structures	50299050 01																						
Rents - Motor Vehicles	50299050 03					39,750.00			39,750.00		30,000.00	9,750.00		39,750.00			39,750.00		39,750.00				
Rents - Equipment	50299050 04																						
Rents - Living Quarters	50299050 05																						
Membership Dues and Contributions to Organizations	50299060 00																						
Subscription Expenses	50299070 00																						
Website Maintenance	50299990 01		22,377.00	22,377.00	22,377.00				22,377.00												22,377.00		
Other Maintenance & Operating Expenses	50299990 99		1,598,324.00	1,598,324.00	1,598,324.00	(116,927.25)			1,481,396.75		210,910.00	127,058.01		337,968.01			281,000.00		281,000.00		1,143,428.74	56,968.01	
Sub-Total, MOOE	50200000 00	-	31,705,666.00	31,705,666.00	31,705,666.00	-	-	-	31,705,666.00	-	1,589,256.00	8,093,859.13	-	9,683,115.13	-	871,955.00	4,575,623.00	-	5,447,578.00	-	22,022,550.87	4,235,537.13	-
CAPITAL OUTLAY																							
Buildings and Other Structures Outlay	50604040 00	-	-	-	-	-	-	-	-	-	-	-	-	-	-	-	-	-	-	-	-	-	-
Buildings	50604040 01																						
Other Structures	50604040 99																						
Machinery and Equipment Outlay	50604050 00	-	-	-	-	-	-	-	-	-	-	-	-	-	-	-	-	-	-	-	-	-	-
Office Equipment	50604050 02																						
Information and Communication Technology Equipment	50604050 03																						
Communication Equipment	50604050 07																						
Disaster Response and Rescue Equipment	50604050 09																						
Medical Equipment	50604050 11																						
ICT Software	50604050 15																						
Other Machinery & Equipment	50604050 99																						
Transportation Equipment Outlay	50604060 00	-	-	-	-	-	-	-	-	-	-	-	-	-	-	-	-	-	-	-	-	-	-
Motor Vehicles	50604060 01																						
Furniture, Fixtures and Books Outlay	50604070 00	-	-	-	-	-	-	-	-	-	-	-	-	-	-	-	-	-	-	-	-	-	-
Furniture and Fixtures	50604070 01																						
Books	50604070 02																						
Other Property, Plant & Equipment Outlay	50604090 00	-	-	-	-	-	-	-	-	-	-	-	-	-	-	-	-	-	-	-	-	-	-
Other Property, Plant & Equipment	50604090 99																						
Sub-Total, CO	50600000 00	-	-	-	-	-	-	-	-	-	-	-	-	-	-	-	-	-	-	-	-	-	-
TOTAL, IBRD -EITI Project		-	31,705,666.00	31,705,666.00	31,705,666.00	-	-	-	31,705,666.00	-	1,589,256.00	8,093,859.13	-	9,683,115.13	-	871,955.00	4,575,623.00	-	5,447,578.00	-	22,022,550.87	4,235,537.13	-

SUMMARY OF APPROPRIATIONS, ALLOTMENTS, OBLIGATIONS, DISBURSEMENTS AND BALANCES BY OBJECT OF EXPENDITURES
As of the Quarter Ending September 30, 2015

Department: Department of Finance
Agency/Operating Unit: Office of the Secretary
Organizational Code (UACS): 11 001 0000000
Funding Source Code (as clustered): 04104161, 04104163 & 04104167

X	Current Year Appropriations
	Supplemental Appropriations
	Continuing Appropriations

Particulars	UACS CODE	Appropriations			Allotments					Current Year Obligations					Current Year Disbursements					Balances			
		Authorized Appropriations	Adjustments (Transfer To/From, Realignment)	Adjusted Appropriations	Allotments Received	Adjustments (Withdrawal, Realignment)	Transfer To	Transfer From	Adjusted Total Allotments	1st Quarter ending March 31	2nd Quarter ending June 30	3rd Quarter ending Sept. 30	4th Quarter ending Dec. 31	Total	1st Quarter ending March 31	2nd Quarter ending June 30	3rd Quarter ending Sept. 30	4th Quarter ending Dec. 31	Total	Unreleased Appropriations	Unobligated Allotment	Unpaid Obligations (15-20)=(23+24)	
																						Due and Demandable	Not Yet Due and Demandable
1	2	3	4	5=(3+4)	6	7	8	9	10=(7+(-17)+8+9)	11	12	13	14	15=(11+12+13+14)	16	17	18	19	20=(16+17+18+19)	21=(5-6)	22=(10-15)	23	24
CAPACITY DEVELOPMENT SUPPORT PROJECT - GERMANY																							
PERSONNEL SERVICES																							
Salaries and Wages	50101000 00	-	-	-	-	-	-	-	-	-	-	-	-	-	-	-	-	-	-	-	-	-	-
Basic Salary - Civilian	50101010 01			-	-				-					-					-	-		-	
Salaries and Wages - Casual/Contractual	50101020 00			-	-				-					-					-	-		-	
Other Compensation	50102000 00	-	-	-	-	-	-	-	-	-	-	-	-	-	-	-	-	-	-	-	-	-	-
PERA - Civilian	50102010 01			-	-				-					-					-	-		-	
Representation Allowance	50102020 00			-	-				-					-					-	-		-	
Transportation Allowance	50102030 01			-	-				-					-					-	-		-	
Clothing/Uniform Allowance - Civilian	50102040 01			-	-				-					-					-	-		-	
Subsistence Allowance	50102050 03			-	-				-					-					-	-		-	
Laundry Allowance	50102060 04			-	-				-					-					-	-		-	
Productivity Incentive Allowance - Civilian	50102080 01			-	-				-					-					-	-		-	
Honoraria - Civilian	50102100 01			-	-				-					-					-	-		-	
Hazard Pay	50102110 01			-	-				-					-					-	-		-	
Longevity Pay - Civilian	50102120 01			-	-				-					-					-	-		-	
Overtime Pay	50102130 01			-	-				-					-					-	-		-	
Bonus - Civilian	50102140 01			-	-				-					-					-	-		-	
Cash Gift - Civilian	50102150 01			-	-				-					-					-	-		-	
Other Bonuses and Allowances	50102990 00			-	-				-					-					-	-		-	
Collective Negotiation Agreement Incentive - Civilian	50102990 11			-	-				-					-					-	-		-	
Productivity Enhancement Incentive - Civilian	50102990 12			-	-				-					-					-	-		-	
Performance Based Bonus - Civilian	50102990 14			-	-				-					-					-	-		-	
Personnel Benefit Contributions	50103000 00	-	-	-	-	-	-	-	-	-	-	-	-	-	-	-	-	-	-	-	-	-	-
Retirement and Life Insurance Premiums	50103010 00			-	-				-					-					-	-		-	
Pag-IBIG - Civilian	50103020 01			-	-				-					-					-	-		-	
PhilHealth - Civilian	50103030 01			-	-				-					-					-	-		-	
ECIP - Civilian	50103040 01			-	-				-					-					-	-		-	
Other Personnel Benefits	50104000 00	-	-	-	-	-	-	-	-	-	-	-	-	-	-	-	-	-	-	-	-	-	-
Retirement Gratuity - Civilian	50104020 01			-	-				-					-					-	-		-	
Terminal Leave Benefits - Civilian	50104030 01			-	-				-					-					-	-		-	
Lump-sum for Step Increments - Length of Service	50104990 10			-	-				-					-					-	-		-	
Other Personnel Benefits	50104990 99			-	-				-					-					-	-		-	
Sub-Total, PS	50100000 00	-	-	-	-	-	-	-	-	-	-	-	-	-	-	-	-	-	-	-	-	-	-
MAINTENANCE AND OTHER OPERATING EXPENSES																							
Traveling Expenses	50201000 00	-	11,700,000.00	11,700,000.00	11,700,000.00	-	-	-	11,700,000.00	-	220,080.87	387,492.76	-	607,573.63	-	215,139.57	-	-	215,139.57	-	11,092,426.37	392,434.06	-
Traveling Expenses - Local	50201010 00		11,700,000.00	11,700,000.00	11,700,000.00	(555,412.73)			11,144,587.27		52,160.90			52,160.90		47,219.60		47,219.60	-	11,092,426.37	4,941.30		
Traveling Expenses - Foreign	50201020 00			-	-	555,412.73			555,412.73		167,919.97	387,492.76		555,412.73		167,919.97		167,919.97	-	-	387,492.76		
Training Expenses	50202010 00		13,072,685.00	13,072,685.00	13,072,685.00				13,072,685.00		57,600.00			57,600.00		57,600.00			57,600.00	-	13,015,085.00	-	
Supplies and Materials Expenses	50203000 00	-	3,932,315.00	3,932,315.00	3,932,315.00	-	-	-	3,932,315.00	-	625,422.84	(142,107.84)	-	483,315.00	-	-	-	-	-	-	3,449,000.00	483,315.00	-
Office Supplies Expenses	50203010 00		3,932,315.00	3,932,315.00	3,932,315.00				3,932,315.00		625,422.84	(142,107.84)		483,315.00					-	-	3,449,000.00	483,315.00	
Accountable Forms Expenses	50203020 00			-	-				-					-					-	-	-	-	
Drugs and Medicines Expenses	50203070 00			-	-				-					-					-	-	-	-	
Medical, Dental and Laboratory Supplies Expenses	50203080 00			-	-				-					-					-	-	-	-	
Fuel, Oil and Lubricants Expenses	50203090 00			-	-				-					-					-	-	-	-	
Other Supplies & Materials Expenses	50203990 00			-	-				-					-					-	-	-	-	
Utility Expenses	50204000 00	-	-	-	-	-	-	-	-	-	-	-	-	-	-	-	-	-	-	-	-	-	-
Water Expenses	50204010 00			-	-				-					-					-	-	-	-	
Electricity Expenses	50204020 00			-	-				-					-					-	-	-	-	
Communication Expenses	50205000 00	-	736,666.00	736,666.00	736,666.00	-	-	-	736,666.00	-	-	-	-	-	-	-	-	-	-	-	736,666.00	-	-
Postage and Courier Services	50205010 00			-	-				-					-					-	-	-	-	
Mobile	50205020 01		736,666.00	736,666.00	736,666.00				736,666.00					-					-	-	736,666.00	-	
Landline	50205020 02			-	-				-					-					-	-	-	-	
Internet Subscription Expenses	50205030 00			-	-				-					-					-	-	-	-	
Survey Expenses	50207010 00			-	-				-					-					-	-	-	-	
Confidential, Intelligence and Extraordinary Expenses	50210000 00	-	-	-	-	-	-	-	-	-	-	-	-	-	-	-	-	-	-	-	-	-	-
Confidential Expenses	50210010 00			-	-				-					-					-	-	-	-	
Extraordinary & Miscellaneous Expenses	50210030 00			-	-				-					-					-	-	-	-	

SUMMARY OF APPROPRIATIONS, ALLOTMENTS, OBLIGATIONS, DISBURSEMENTS AND BALANCES BY OBJECT OF EXPENDITURES
As of the Quarter Ending September 30, 2015

Department: Department of Finance
Agency/Operating Unit: Office of the Secretary
Organizational Code (UACS): 11 001 0000000
Funding Source Code (as clustered): 04104161, 04104163 & 04104167

x	Current Year Appropriations
	Supplemental Appropriations
	Continuing Appropriations


Particulars	UACS CODE	Appropriations			Allotments					Current Year Obligations					Current Year Disbursements					Balances			
		Authorized Appropriations	Adjustments (Transfer To/From, Realignment)	Adjusted Appropriations	Allotments Received	Adjustments (Withdrawal, Realignment)	Transfer To	Transfer From	Adjusted Total Allotments	1st Quarter ending March 31	2nd Quarter ending June 30	3rd Quarter ending Sept. 30	4th Quarter ending Dec. 31	Total	1st Quarter ending March 31	2nd Quarter ending June 30	3rd Quarter ending Sept. 30	4th Quarter ending Dec. 31	Total	Unreleased Appropriations	Unobligated Allotment	Unpaid Obligations (15-20)=(23+24)	
																						Due and Demandable	Not Yet Due and Demandable
1	2	3	4	5=(3+4)	6	7	8	9	10=(6+(-)(7)-8+9)	11	12	13	14	15=(11+12+13+14)	16	17	18	19	20=(16+17+18+19)	21=(5-6)	22=(10-15)	23	24
Professional Services	50211000 00	-	43,496,000.00	43,496,000.00	43,496,000.00	-	-	-	43,496,000.00	-	18,414,092.63	-	-	18,414,092.63	-	-	-	-	-	-	25,081,907.37	18,414,092.63	-
Legal Services	50211010 00	-	-	-	-	-	-	-	-	-	-	-	-	-	-	-	-	-	-	-	-	-	-
Consultancy Services	50211030 00	-	22,550,000.00	22,550,000.00	22,550,000.00	-	-	-	22,550,000.00	-	14,950,350.00	-	-	14,950,350.00	-	-	-	-	-	-	7,599,650.00	14,950,350.00	-
Other Professional Services	50211990 00	-	20,946,000.00	20,946,000.00	20,946,000.00	-	-	-	20,946,000.00	-	3,463,742.63	-	-	3,463,742.63	-	-	-	-	-	-	17,482,257.37	3,463,742.63	-
General Services	50212000 00	-	-	-	-	-	-	-	-	-	-	-	-	-	-	-	-	-	-	-	-	-	-
Janitorial Services	50212020 00	-	-	-	-	-	-	-	-	-	-	-	-	-	-	-	-	-	-	-	-	-	-
Security Services	50212030 00	-	-	-	-	-	-	-	-	-	-	-	-	-	-	-	-	-	-	-	-	-	-
Repairs and Maintenance	50213000 00	-	-	-	-	397,053.40	-	-	397,053.40	-	-	397,053.40	-	397,053.40	-	-	-	-	-	-	-	397,053.40	-
Other Land Improvements	50213020 99	-	-	-	-	-	-	-	-	-	-	-	-	-	-	-	-	-	-	-	-	-	-
Buildings	50213040 01	-	-	-	-	397,053.40	-	-	397,053.40	-	-	397,053.40	-	397,053.40	-	-	-	-	-	-	-	397,053.40	-
Machinery	50213050 01	-	-	-	-	-	-	-	-	-	-	-	-	-	-	-	-	-	-	-	-	-	-
Office Equipment	50213050 02	-	-	-	-	-	-	-	-	-	-	-	-	-	-	-	-	-	-	-	-	-	-
ICT Equipment	50213050 03	-	-	-	-	-	-	-	-	-	-	-	-	-	-	-	-	-	-	-	-	-	-
Communication Equipment	50213050 07	-	-	-	-	-	-	-	-	-	-	-	-	-	-	-	-	-	-	-	-	-	-
Disaster Response & Rescue Equipment	50213050 09	-	-	-	-	-	-	-	-	-	-	-	-	-	-	-	-	-	-	-	-	-	-
Medical Equipment	50213050 11	-	-	-	-	-	-	-	-	-	-	-	-	-	-	-	-	-	-	-	-	-	-
Other Machinery and Equipment	50213050 99	-	-	-	-	-	-	-	-	-	-	-	-	-	-	-	-	-	-	-	-	-	-
Motor Vehicles	50213060 01	-	-	-	-	-	-	-	-	-	-	-	-	-	-	-	-	-	-	-	-	-	-
Repairs and Maintenance - Furniture & Fixtures	50213070 00	-	-	-	-	-	-	-	-	-	-	-	-	-	-	-	-	-	-	-	-	-	-
Other Property, Plant & Equipment	50213990 99	-	-	-	-	-	-	-	-	-	-	-	-	-	-	-	-	-	-	-	-	-	-
Taxes, Insurance Premiums and Other Fees	50215000 00	-	-	-	-	-	-	-	-	-	-	-	-	-	-	-	-	-	-	-	-	-	-
Taxes, Duties and Licenses	50215010 01	-	-	-	-	-	-	-	-	-	-	-	-	-	-	-	-	-	-	-	-	-	-
Fidelity Bond Premium	50215020 00	-	-	-	-	-	-	-	-	-	-	-	-	-	-	-	-	-	-	-	-	-	-
Insurance Expenses	50215030 00	-	-	-	-	-	-	-	-	-	-	-	-	-	-	-	-	-	-	-	-	-	-
Other Maintenance and Operating Expenses	50299000 00	-	3,908,334.00	3,908,334.00	3,908,334.00	(397,053.40)	-	-	3,511,280.60	-	24,288.00	(11,648.00)	-	12,640.00	-	-	-	-	-	-	3,498,640.60	12,640.00	-
Advertising Expenses	50299010 00	-	-	-	-	-	-	-	-	-	19,548.00	(19,548.00)	-	-	-	-	-	-	-	-	-	-	-
Printing and Publication Expenses	50299020 00	-	-	-	-	-	-	-	-	-	-	-	-	-	-	-	-	-	-	-	-	-	-
Representation Expenses	50299030 00	-	-	-	-	12,640.00	-	-	12,640.00	-	-	-	-	12,640.00	-	-	-	-	-	-	-	12,640.00	-
Transportation and Delivery Expenses	50299040 00	-	1,046,674.00	1,046,674.00	1,046,674.00	-	-	-	1,046,674.00	-	4,740.00	7,900.00	-	-	-	-	-	-	-	-	-	1,046,674.00	-
Rent/Lease Expenses	50299050 00	-	-	-	-	-	-	-	-	-	-	-	-	-	-	-	-	-	-	-	-	-	-
Rents - Buildings and Structures	50299050 01	-	-	-	-	-	-	-	-	-	-	-	-	-	-	-	-	-	-	-	-	-	-
Rents - Motor Vehicles	50299050 03	-	-	-	-	-	-	-	-	-	-	-	-	-	-	-	-	-	-	-	-	-	-
Rents - Equipment	50299050 04	-	300,000.00	300,000.00	300,000.00	-	-	-	300,000.00	-	-	-	-	-	-	-	-	-	-	-	-	300,000.00	-
Rents - Living Quarters	50299050 05	-	-	-	-	-	-	-	-	-	-	-	-	-	-	-	-	-	-	-	-	-	-
Membership Dues and Contributions to Organizations	50299060 00	-	-	-	-	-	-	-	-	-	-	-	-	-	-	-	-	-	-	-	-	-	-
Subscription Expenses	50299070 00	-	1,500,000.00	1,500,000.00	1,500,000.00	-	-	-	1,500,000.00	-	-	-	-	-	-	-	-	-	-	-	-	1,500,000.00	-
Website Maintenance	50299990 01	-	-	-	-	-	-	-	-	-	-	-	-	-	-	-	-	-	-	-	-	-	-
Other Maintenance & Operating Expenses	50299990 99	-	1,061,660.00	1,061,660.00	1,061,660.00	(409,693.40)	-	-	651,966.60	-	-	-	-	-	-	-	-	-	-	-	-	651,966.60	-
Sub-Total, MOOE	50200000 00	-	76,846,000.00	76,846,000.00	76,846,000.00	-	-	-	76,846,000.00	-	19,341,484.34	630,790.32	-	19,972,274.66	-	272,739.57	-	-	272,739.57	-	56,873,725.34	19,699,535.09	-
CAPITAL OUTLAY																							
Buildings and Other Structures Outlay	50604040 00	-	-	-	-	-	-	-	-	-	-	-	-	-	-	-	-	-	-	-	-	-	-
Buildings	50604040 01	-	-	-	-	-	-	-	-	-	-	-	-	-	-	-	-	-	-	-	-	-	-
Other Structures	50604040 99	-	-	-	-	-	-	-	-	-	-	-	-	-	-	-	-	-	-	-	-	-	-
Machinery and Equipment Outlay	50604050 00	-	-	-	-	-	-	-	-	-	-	-	-	-	-	-	-	-	-	-	-	-	-
Office Equipment	50604050 02	-	-	-	-	-	-	-	-	-	-	-	-	-	-	-	-	-	-	-	-	-	-
Information and Communication Technology Equipment	50604050 03	-	-	-	-	-	-	-	-	-	-	-	-	-	-	-	-	-	-	-	-	-	-
Communication Equipment	50604050 07	-	-	-	-	-	-	-	-	-	-	-	-	-	-	-	-	-	-	-	-	-	-
Disaster Response and Rescue Equipment	50604050 09	-	-	-	-	-	-	-	-	-	-	-	-	-	-	-	-	-	-	-	-	-	-
Medical Equipment	50604050 11	-	-	-	-	-	-	-	-	-	-	-	-	-	-	-	-	-	-	-	-	-	-
ICT Software	50604050 15	-	-	-	-	-	-	-	-	-	-	-	-	-	-	-	-	-	-	-	-	-	-
Other Machinery & Equipment	50604050 99	-	-	-	-	-	-	-	-	-	-	-	-	-	-	-	-	-	-	-	-	-	-
Transportation Equipment Outlay	50604060 00	-	-	-	-	-	-	-	-	-	-	-	-	-	-	-	-	-	-	-	-	-	-
Motor Vehicles	50604060 01	-	-	-	-	-	-	-	-	-	-	-	-	-	-	-	-	-	-	-	-	-	-
Furniture, Fixtures and Books Outlay	50604070 00	-	-	-	-	-	-	-	-	-	-	-	-	-	-	-	-	-	-	-	-	-	-
Furniture and Fixtures	50604070 01	-	-	-	-	-	-	-	-	-	-	-	-	-	-	-	-	-	-	-	-	-	-
Books	50604070 02	-	-	-	-	-	-	-	-	-	-	-	-	-	-	-	-	-	-	-	-	-	-
Other Property, Plant & Equipment Outlay	50604090 00	-	-	-	-	-	-	-	-	-	-	-	-	-	-	-	-	-	-	-	-	-	-
Other Property, Plant & Equipment	50604090 99	-	-	-	-	-	-	-	-	-	-	-	-	-	-	-	-	-	-	-	-	-	-
Sub-Total, CO	50600000 00	-	-	-	-	-	-	-	-	-	-	-	-	-	-	-	-	-	-	-	-	-	-
TOTAL, PGF		-	76,846,000.00	76,846,000.00	76,846,000.00	-	-	-	76,846,000.00	-	19,341,484.34	630,790.32	-	19,972,274.66	-	272,739.57	-	-	272,739.57	-	56,873,725.34	19,699,535.09	-


SUMMARY OF APPROPRIATIONS, ALLOTMENTS, OBLIGATIONS, DISBURSEMENTS AND BALANCES BY OBJECT OF EXPENDITURES
As of the Quarter Ending September 30, 2015


Department: Department of Finance
Agency/Operating Unit: Office of the Secretary
Organizational Code (UACS): 11 001 0000000
Funding Source Code (as clustered): 01102101, 01102404 & 01102405

	Current Year Appropriations
	Supplemental Appropriations
x	Continuing Appropriations

Particulars	UACS CODE	Appropriations			Allotments					Current Year Obligations					Current Year Disbursements					Balances			
		Authorized Appropriations	Adjustments (Transfer To/From, Realignment)	Adjusted Appropriations	Allotments Received	Adjustments (Withdrawal, Realignment)	Transfer To	Transfer From	Adjusted Total Allotments	1st Quarter ending March 31	2nd Quarter ending June 30	3rd Quarter ending Sept. 30	4th Quarter ending Dec. 31	Total	1st Quarter ending March 31	2nd Quarter ending June 30	3rd Quarter ending Sept. 30	4th Quarter ending Dec. 31	Total	Unreleased Appropriations	Unobligated Allotment	Unpaid Obligations (15-20)=(23+24)	
																						Due and Demandable	Not Yet Due and Demandable
1	2	3	4	5=(3+4)	6	7	8	9	10=(6+(-)(7)-8-9)	11	12	13	14	15=(11+12+13+14)	16	17	18	19	20=(16+17+18+19)	21=(5-6)	22=(10-15)	23	24
RA 10633 FY 2014																							
A. AGENCY SPECIFIC BUDGET																							
Personnel Services		-	-	-	-	-	-	-	-	-	-	-	-	-	-	-	-	-	-	-	-	-	-
Maintenance & Other Operating Expenses		37,831,729.31	-	37,831,729.31	37,831,729.31	(0.00)	-	-	37,831,729.31	14,649.00	258,607.07	1,724,078.94	-	1,997,335.01	14,649.00	236,640.27	10,466.70	-	261,755.97	-	35,834,394.30	1,735,579.04	-
Capital Outlay		2,795,340.24	-	2,795,340.24	2,795,340.24	-	-	-	2,795,340.24	-	-	142,329.60	-	142,329.60	-	-	-	-	-	-	2,653,010.64	142,329.60	-
TOTAL		40,627,069.55	-	40,627,069.55	40,627,069.55	(0.00)	-	-	40,627,069.55	14,649.00	258,607.07	1,866,408.54	-	2,139,664.61	14,649.00	236,640.27	10,466.70	-	261,755.97	-	38,487,404.94	1,877,908.64	-
B. AUTOMATIC APPROPRIATIONS																							
Retirement & Life Insurance Premium		-	-	-	-	-	-	-	-	-	-	-	-	-	-	-	-	-	-	-	-	-	-
C. SPECIAL PURPOSE FUNDS																							
International Commitments Fund																							
- Maintenance & Other Operating Expenses		-	23,184,581.40	23,184,581.40	23,184,581.40	(0.00)	-	-	23,184,581.40	-	4,644,765.44	5,041,163.93	-	9,685,929.37	-	3,904,838.44	3,279,186.37	-	7,184,024.81	-	13,498,652.03	2,501,904.56	-
E-Government Fund																							
- Maintenance & Other Operating Expenses		-	31,048,320.00	31,048,320.00	31,048,320.00	(0.00)	-	-	31,048,320.00	-	47,895.60	4,061,583.82	-	4,109,479.42	-	38,121.60	19,548.00	-	57,669.60	-	26,938,840.58	4,051,809.82	-
- Capital Outlay		-	20,599,000.00	20,599,000.00	20,599,000.00	-	-	-	20,599,000.00	-	-	17,947,974.13	-	17,947,974.13	-	-	-	-	-	-	2,651,025.87	17,947,974.13	-
TOTAL		-	74,831,901.40	74,831,901.40	74,831,901.40	(0.00)	-	-	74,831,901.40	-	4,692,661.04	27,050,721.88	-	31,743,382.92	-	3,942,960.04	3,298,734.37	-	7,241,694.41	-	43,088,518.48	24,501,688.51	-
GRAND TOTAL		40,627,069.55	74,831,901.40	115,458,970.95	115,458,970.95	(0.00)	-	-	115,458,970.95	14,649.00	4,951,268.11	28,917,130.42	-	33,883,047.53	14,649.00	4,179,600.31	3,309,201.07	-	7,503,450.38	-	81,575,923.42	26,379,597.15	-

Certified Correct:

MA. LUISA M. NOTARIO
Chief Administrative Division, Budget Division
Date:

Certified Correct:

LOLITA R. VERDADERO
Chief Accountant
Date:
97

Recommending Approval:

MA. LOURDES V. DEBAL
Director IV, Central Financial Management Office
Date:

Approved by:

MA. LOURDES B. RECENTE
Assistant Secretary and Chief of Staff
Date:

SUMMARY OF APPROPRIATIONS, ALLOTMENTS, OBLIGATIONS, DISBURSEMENTS AND BALANCES BY OBJECT OF EXPENDITURES
As of the Quarter Ending September 30, 2015

Department: Department of Finance
Agency/Operating Unit: Office of the Secretary
Organizational Code (UACS): 11 001 0000000
Funding Source Code (as clustered): 01102101, 01102404 & 01102405

	Current Year Appropriations
	Supplemental Appropriations
x	Continuing Appropriations

Particulars	UACS CODE	Appropriations			Allotments					Current Year Obligations					Current Year Disbursements					Balances				
		Authorized Appropriations	Adjustments (Transfer To/From, Realignment)	Adjusted Appropriations	Allotments Received	Adjustments (Withdrawal, Realignment)	Transfer To	Transfer From	Adjusted Total Allotments	1st Quarter ending March 31	2nd Quarter ending June 30	3rd Quarter ending Sept. 30	4th Quarter ending Dec. 31	Total	1st Quarter ending March 31	2nd Quarter ending June 30	3rd Quarter ending Sept. 30	4th Quarter ending Dec. 31	Total	Unreleased Appropriations	Unobligated Allotment	Unpaid Obligations (15-20)=(23+24)		
																						Due and Demandable	Not Yet Due and Demandable	
1	2	3	4	5=(3+4)	6	7	8	9	10=[(6+)-(7)-8-9]	11	12	13	14	15=[(11+12+13+14)]	16	17	18	19	20=(16+17+18+19)	21=(5-6)	22=(10-15)	23	24	
GRAND TOTAL																								
PERSONNEL SERVICES																								
Salaries and Wages	50101000 00	-	-	-	-	-	-	-	-	-	-	-	-	-	-	-	-	-	-	-	-	-	-	
Basic Salary - Civilian	50101010 01	-	-	-	-	-	-	-	-	-	-	-	-	-	-	-	-	-	-	-	-	-	-	
Salaries and Wages - Casual/Contractual	50101020 00	-	-	-	-	-	-	-	-	-	-	-	-	-	-	-	-	-	-	-	-	-	-	
Other Compensation	50102000 00	-	-	-	-	-	-	-	-	-	-	-	-	-	-	-	-	-	-	-	-	-	-	
PERA - Civilian	50102010 01	-	-	-	-	-	-	-	-	-	-	-	-	-	-	-	-	-	-	-	-	-	-	
Representation Allowance	50102020 00	-	-	-	-	-	-	-	-	-	-	-	-	-	-	-	-	-	-	-	-	-	-	
Transportation Allowance	50102030 01	-	-	-	-	-	-	-	-	-	-	-	-	-	-	-	-	-	-	-	-	-	-	
Clothing/Uniform Allowance - Civilian	50102040 01	-	-	-	-	-	-	-	-	-	-	-	-	-	-	-	-	-	-	-	-	-	-	
Subsistence Allowance	50102050 03	-	-	-	-	-	-	-	-	-	-	-	-	-	-	-	-	-	-	-	-	-	-	
Laundry Allowance	50102060 04	-	-	-	-	-	-	-	-	-	-	-	-	-	-	-	-	-	-	-	-	-	-	
Productivity Incentive Allowance - Civilian	50102080 01	-	-	-	-	-	-	-	-	-	-	-	-	-	-	-	-	-	-	-	-	-	-	
Honoraria - Civilian	50102100 01	-	-	-	-	-	-	-	-	-	-	-	-	-	-	-	-	-	-	-	-	-	-	
Hazard Pay	50102110 01	-	-	-	-	-	-	-	-	-	-	-	-	-	-	-	-	-	-	-	-	-	-	
Longevity Pay - Civilian	50102120 01	-	-	-	-	-	-	-	-	-	-	-	-	-	-	-	-	-	-	-	-	-	-	
Overtime Pay	50102130 01	-	-	-	-	-	-	-	-	-	-	-	-	-	-	-	-	-	-	-	-	-	-	
Bonus - Civilian	50102140 01	-	-	-	-	-	-	-	-	-	-	-	-	-	-	-	-	-	-	-	-	-	-	
Cash Gift - Civilian	50102150 01	-	-	-	-	-	-	-	-	-	-	-	-	-	-	-	-	-	-	-	-	-	-	
Other Bonuses and Allowances	50102990 00	-	-	-	-	-	-	-	-	-	-	-	-	-	-	-	-	-	-	-	-	-	-	
Collective Negotiation Agreement Incentive - Civilian	50102990 11	-	-	-	-	-	-	-	-	-	-	-	-	-	-	-	-	-	-	-	-	-	-	
Productivity Enhancement Incentive - Civilian	50102990 12	-	-	-	-	-	-	-	-	-	-	-	-	-	-	-	-	-	-	-	-	-	-	
Performance Based Bonus - Civilian	50102990 14	-	-	-	-	-	-	-	-	-	-	-	-	-	-	-	-	-	-	-	-	-	-	
Personnel Benefit Contributions	50103000 00	-	-	-	-	-	-	-	-	-	-	-	-	-	-	-	-	-	-	-	-	-	-	
Retirement and Life Insurance Premiums	50103010 00	-	-	-	-	-	-	-	-	-	-	-	-	-	-	-	-	-	-	-	-	-	-	
Pag-IBIG - Civilian	50103020 01	-	-	-	-	-	-	-	-	-	-	-	-	-	-	-	-	-	-	-	-	-	-	
PhilHealth - Civilian	50103030 01	-	-	-	-	-	-	-	-	-	-	-	-	-	-	-	-	-	-	-	-	-	-	
ECIP - Civilian	50103040 01	-	-	-	-	-	-	-	-	-	-	-	-	-	-	-	-	-	-	-	-	-	-	
Other Personnel Benefits	50104000 00	-	-	-	-	-	-	-	-	-	-	-	-	-	-	-	-	-	-	-	-	-	-	
Retirement Gratuity - Civilian	50104020 01	-	-	-	-	-	-	-	-	-	-	-	-	-	-	-	-	-	-	-	-	-	-	
Terminal Leave Benefits - Civilian	50104030 01	-	-	-	-	-	-	-	-	-	-	-	-	-	-	-	-	-	-	-	-	-	-	
Lump-sum for Step Increments - Length of Service	50104990 10	-	-	-	-	-	-	-	-	-	-	-	-	-	-	-	-	-	-	-	-	-	-	
Other Personnel Benefits	50104990 99	-	-	-	-	-	-	-	-	-	-	-	-	-	-	-	-	-	-	-	-	-	-	
Sub-Total, PS	50100000 00	-	-	-	-	-	-	-	-	-	-	-	-	-	-	-	-	-	-	-	-	-	-	
MAINTENANCE AND OTHER OPERATING EXPENSES																								
Traveling Expenses	50201000 00	-	2,864,729.53	2,864,729.53	2,864,729.53	130,363.86	-	-	2,995,093.39	1,599.00	603,451.78	904,381.08	-	1,509,431.86	1,599.00	363,515.78	954,116.32	-	1,319,231.10	-	1,485,661.53	190,200.76	-	
Traveling Expenses - Local	50201010 00	-	2,864,729.53	2,864,729.53	2,864,729.53	130,363.86	-	-	2,995,093.39	1,599.00	603,451.78	904,381.08	-	1,509,431.86	1,599.00	363,515.78	954,116.32	-	1,319,231.10	-	1,485,661.53	190,200.76	-	
Traveling Expenses - Foreign	50201020 00	-	-	-	-	-	-	-	-	-	-	-	-	-	-	-	-	-	-	-	-	-	-	
Training Expenses	50202010 00	998,613.68	4,000,000.00	4,998,613.68	4,998,613.68	(11,206.04)	-	-	4,987,407.64	13,050.00	-	3,997,241.38	-	4,010,291.38	13,050.00	-	17,241.38	-	30,291.38	-	977,116.26	3,980,000.00	-	
Supplies and Materials Expenses	50203000 00	1,266,917.30	3,990,654.65	5,257,571.95	5,257,571.95	(132,669.20)	-	-	5,124,902.75	-	451,980.00	1,022,650.80	-	1,474,630.80	-	34,000.00	922,380.00	-	956,380.00	-	3,650,271.95	518,250.80	-	
Office Supplies Expenses	50203010 00	1,114,493.37	-	1,114,493.37	1,114,493.37	6,000.00	-	-	1,120,493.37	-	-	13,300.00	-	13,300.00	-	6,000.00	7,300.00	-	13,300.00	-	1,107,193.37	-	-	
Accountable Forms Expenses	50203020 00	-	-	-	-	-	-	-	-	-	-	-	-	-	-	-	-	-	-	-	-	-	-	
Drugs and Medicines Expenses	50203070 00	-	-	-	-	-	-	-	-	-	-	-	-	-	-	-	-	-	-	-	-	-	-	
Medical, Dental and Laboratory Supplies Expenses	50203080 00	-	-	-	-	-	-	-	-	-	-	-	-	-	-	-	-	-	-	-	-	-	-	
Fuel, Oil and Lubricants Expenses	50203090 00	147,423.93	-	147,423.93	147,423.93	11,480.00	-	-	158,903.93	-	10,480.00	1,000.00	-	11,480.00	-	8,000.00	3,480.00	-	11,480.00	-	147,423.93	-	-	
Other Supplies & Materials Expenses	50203990 00	5,000.00	3,990,654.65	3,995,654.65	3,995,654.65	(150,149.20)	-	-	3,845,505.45	-	428,200.00	1,021,650.80	-	1,449,850.80	-	20,000.00	911,600.00	-	931,600.00	-	2,395,654.65	518,250.80	-	
Utility Expenses	50204000 00	2,135,838.10	-	2,135,838.10	2,135,838.10	-	-	-	2,135,838.10	-	-	-	-	-	-	-	-	-	-	-	-	2,135,838.10	-	-
Water Expenses	50204010 00	770,640.43	-	770,640.43	770,640.43	-	-	-	770,640.43	-	-	-	-	-	-	-	-	-	-	-	-	770,640.43	-	-
Electricity Expenses	50204020 00	1,365,197.67	-	1,365,197.67	1,365,197.67	-	-	-	1,365,197.67	-	-	-	-	-	-	-	-	-	-	-	-	1,365,197.67	-	-
Communication Expenses	50205000 00	1,294,552.76	312,681.44	1,607,234.20	1,607,234.20	202,500.00	-	-	1,809,734.20	-	255,300.00	348,191.04	-	603,491.04	-	254,500.00	120,000.00	-	374,500.00	-	1,206,243.16	228,991.04	-	
Postage and Courier Services	50205010 00	218,134.00	-	218,134.00	218,134.00	-	-	-	218,134.00	-	-	-	-	-	-	-	-	-	-	-	-	218,134.00	-	-
Mobile	50205020 01	547,216.92	312,681.44	859,898.36	859,898.36	202,500.00	-	-	1,062,398.36	-	254,500.00	120,000.00	-	374,500.00	-	254,500.00	120,000.00	-	374,500.00	-	687,898.36	-	-	
Landline	50205020 02	529,201.84	-	529,201.84	529,201.84	(228,991.04)	-	-	300,210.80	-	-	-	-	-	-	-	-	-	-	-	300,210.80	-	-	
Internet Subscription Expenses	50205030 00	-	-	-	-	228,991.04	-	-	228,991.04	-	800.00	228,191.04	-	228,991.04	-	-	-	-	-	-	-	-	228,991.04	
Survey Expenses	50207010 00	158,000.00	-	158,000.00	158,000.00	-	-	-	158,000.00	-	-	-	-	-	-	-	-	-	-	-	-	158,000.00	-	-
Confidential, Intelligence and Extraordinary Expenses	50210000 00	1,908,615.54	-	1,908,615.54	1,908,615.54	69,335.70	-	-	1,977,951.24	-	220,495.37	-	-	220,495.37	-	206,628.57	3,166.70	-	209,795.27	-	1,757,455.87	10,700.10	-	
Confidential Expenses	50210010 00	1,000,000.00	-	1,000,000.00	1,000,000.00	-	-	-	1,000,000.00	-	-	-	-	-	-	-	-	-	-	-	-	1,000,000.00	-	-
Extraordinary & Miscellaneous Expenses	50210030 00	908,615.54	-	908,615.54	908,615.54	69,335.70	-	-	977,951.24	-	220,495.37	-	-	220,495.37	-	206,628.57	3,166.70	-	209,795.27	-	757,455.87	10,700.10	-	

SUMMARY OF APPROPRIATIONS, ALLOTMENTS, OBLIGATIONS, DISBURSEMENTS AND BALANCES BY OBJECT OF EXPENDITURES
As of the Quarter Ending September 30, 2015

Department: **Department of Finance**
Agency/Operating Unit: **Office of the Secretary**
Organizational Code (UACS): **11 001 0000000**
Funding Source Code (as clustered): **01102101, 01102404 & 01102405**

	Current Year Appropriations
	Supplemental Appropriations
x	Continuing Appropriations

Particulars	UACS CODE	Appropriations			Allotments					Current Year Obligations					Current Year Disbursements					Balances				
		Authorized Appropriations	Adjustments (Transfer To/From, Realignment)	Adjusted Appropriations	Allotments Received	Adjustments (Withdrawal, Realignment)	Transfer To	Transfer From	Adjusted Total Allotments	1st Quarter ending March 31	2nd Quarter ending June 30	3rd Quarter ending Sept. 30	4th Quarter ending Dec. 31	Total	1st Quarter ending March 31	2nd Quarter ending June 30	3rd Quarter ending Sept. 30	4th Quarter ending Dec. 31	Total	Unreleased Appropriations	Unobligated Allotment	Unpaid Obligations (15-20)=(23+24)		
																						Due and Demandable	Not Yet Due and Demandable	
1	2	3	4	5=(3+4)	6	7	8	9	10=(6+(-7)+8+9)	11	12	13	14	15=(11+12+13+14)	16	17	18	19	20=(16+17+18+19)	21=(5-6)	22=(10-15)	23	24	
Professional Services	50211000 00	3,230,439.60	21,548,320.00	24,778,759.60	24,778,759.60	(211,327.98)	-	-	24,567,431.62	-	-	638,472.00	-	638,472.00	-	-	145,000.00	-	145,000.00	-	23,928,958.62	493,472.00	-	
Legal Services	50211010 00	61,900.00	-	61,900.00	61,900.00	-	-	-	61,900.00	-	-	-	-	-	-	-	-	-	-	-	61,900.00	-	-	
Consultancy Services	50211030 00	1,205,422.47	5,000,000.00	6,205,422.47	6,205,422.47	(600,000.00)	-	-	5,605,422.47	-	-	-	-	-	-	-	-	-	-	-	5,605,422.47	-	-	
Other Professional Services	50211990 00	1,963,117.13	16,548,320.00	18,511,437.13	18,511,437.13	386,672.02	-	-	18,900,109.15	-	-	638,472.00	-	638,472.00	-	-	145,000.00	-	145,000.00	-	18,261,637.15	493,472.00	-	
General Services	50212000 00	380,955.69	-	380,955.69	380,955.69	(380,955.69)	-	-	-	-	-	-	-	-	-	-	-	-	-	-	-	-	-	
Janitorial Services	50212020 00	157,276.73	-	157,276.73	157,276.73	(157,276.73)	-	-	-	-	-	-	-	-	-	-	-	-	-	-	-	-	-	
Security Services	50212030 00	223,678.96	-	223,678.96	223,678.96	(223,678.96)	-	-	-	-	-	-	-	-	-	-	-	-	-	-	-	-	-	
Repairs and Maintenance	50213000 00	3,112,358.12	-	3,112,358.12	3,112,358.12	(108,586.48)	-	-	3,003,771.64	-	24,011.70	62,035.82	-	86,047.52	-	24,011.70	-	-	24,011.70	-	2,917,724.12	62,035.82	-	
Other Land Improvements	50213020 99	-	-	-	-	-	-	-	-	-	-	-	-	-	-	-	-	-	-	-	-	-	-	
Buildings	50213040 01	795,925.82	-	795,925.82	795,925.82	62,035.82	-	-	857,961.64	-	-	62,035.82	-	62,035.82	-	-	-	-	-	-	795,925.82	62,035.82	-	
Machinery	50213050 01	-	-	-	-	-	-	-	-	-	-	-	-	-	-	-	-	-	-	-	-	-	-	
Office Equipment	50213050 02	267,100.00	-	267,100.00	267,100.00	-	-	-	267,100.00	-	-	-	-	-	-	-	-	-	-	-	267,100.00	-	-	
ICT Equipment	50213050 03	1,015,438.96	-	1,015,438.96	1,015,438.96	(194,634.00)	-	-	820,804.96	-	-	-	-	-	-	-	-	-	-	-	820,804.96	-	-	
Communication Equipment	50213050 07	190,000.00	-	190,000.00	190,000.00	-	-	-	190,000.00	-	-	-	-	-	-	-	-	-	-	-	190,000.00	-	-	
Disaster Response & Rescue Equipment	50213050 09	25,550.00	-	25,550.00	25,550.00	-	-	-	25,550.00	-	-	-	-	-	-	-	-	-	-	-	25,550.00	-	-	
Medical Equipment	50213050 11	50,000.00	-	50,000.00	50,000.00	-	-	-	50,000.00	-	-	-	-	-	-	-	-	-	-	-	50,000.00	-	-	
Other Machinery and Equipment	50213050 99	111,437.04	-	111,437.04	111,437.04	-	-	-	111,437.04	-	-	-	-	-	-	-	-	-	-	-	111,437.04	-	-	
Motor Vehicles	50213060 01	360,203.60	-	360,203.60	360,203.60	24,011.70	-	-	384,215.30	-	24,011.70	-	-	24,011.70	-	24,011.70	-	-	24,011.70	-	360,203.60	-	-	
Repairs and Maintenance - Furniture & Fixtures	50213070 00	231,702.70	-	231,702.70	231,702.70	-	-	-	231,702.70	-	-	-	-	-	-	-	-	-	-	-	231,702.70	-	-	
Other Property, Plant & Equipment	50213990 99	65,000.00	-	65,000.00	65,000.00	-	-	-	65,000.00	-	-	-	-	-	-	-	-	-	-	-	65,000.00	-	-	
Taxes, Insurance Premiums and Other Fees	50215000 00	16,691,981.34	-	16,691,981.34	16,691,981.34	-	-	-	16,691,981.34	-	-	-	-	-	-	-	-	-	-	-	16,691,981.34	-	-	
Taxes, Duties and Licenses	50215010 01	16,691,981.34	-	16,691,981.34	16,691,981.34	-	-	-	16,691,981.34	-	-	-	-	-	-	-	-	-	-	-	16,691,981.34	-	-	
Fidelity Bond Premium	50215020 00	-	-	-	-	-	-	-	-	-	-	-	-	-	-	-	-	-	-	-	-	-	-	
Insurance Expenses	50215030 00	-	-	-	-	-	-	-	-	-	-	-	-	-	-	-	-	-	-	-	-	-	-	
Other Maintenance and Operating Expenses	50299000 00	6,653,457.18	21,516,515.78	28,169,972.96	28,169,972.96	442,545.83	-	-	28,612,518.79	-	3,396,029.26	3,853,854.57	-	7,249,883.83	-	3,296,944.26	1,147,296.67	-	4,444,240.93	-	21,362,634.96	2,805,642.90	-	
Advertising Expenses	50299010 00	-	-	-	-	77,217.60	-	-	77,217.60	-	47,895.60	29,322.00	-	77,217.60	-	38,121.60	29,322.00	-	67,443.60	-	-	9,774.00	-	
Printing and Publication Expenses	50299020 00	944,800.00	-	944,800.00	944,800.00	(8,060.00)	-	-	936,750.00	-	-	-	-	-	-	-	-	-	-	-	936,750.00	-	-	
Representation Expenses	50299030 00	1,001,646.50	1,132,043.88	2,133,690.38	2,133,690.38	(551,989.56)	-	-	1,581,700.82	-	177,183.52	157,822.67	-	335,006.19	-	88,886.52	243,849.67	-	332,736.19	-	1,246,694.63	2,270.00	-	
Transportation and Delivery Expenses	50299040 00	65,000.00	-	65,000.00	65,000.00	(47,951.45)	-	-	17,048.54	-	-	-	-	-	-	-	-	-	-	-	17,048.54	-	-	
Rent/Lease Expenses	50299050 00	3,000,000.00	2,148,000.00	5,148,000.00	5,148,000.00	-	-	-	5,148,000.00	-	-	-	-	-	-	-	-	-	-	-	5,148,000.00	-	-	
Rents - Buildings and Structures	50299050 01	-	-	-	-	-	-	-	-	-	-	-	-	-	-	-	-	-	-	-	-	-	-	
Rents - Motor Vehicles	50299050 03	-	-	-	-	-	-	-	-	-	-	-	-	-	-	-	-	-	-	-	-	-	-	
Rents - Equipment	50299050 04	-	1,640,000.00	1,640,000.00	1,640,000.00	(1,127,179.37)	-	-	512,820.63	-	-	498,750.00	-	498,750.00	-	-	-	-	-	-	14,070.63	498,750.00	-	
Rents - Living Quarters	50299050 05	-	-	-	-	-	-	-	-	-	-	-	-	-	-	-	-	-	-	-	-	-	-	
Membership Dues and Contributions to Organizations	50299060 00	764,000.00	-	764,000.00	764,000.00	-	-	-	764,000.00	-	-	-	-	-	-	-	-	-	-	-	764,000.00	-	-	
Subscription Expenses	50299070 00	878,010.68	5,000,000.00	5,878,010.68	5,878,010.68	-	-	-	5,878,010.68	-	-	-	-	-	-	-	-	-	-	-	5,878,010.68	-	-	
ICT Software Subscription	50299070 01	-	-	-	-	1,495,887.90	-	-	1,495,887.90	-	-	1,495,887.90	-	1,495,887.90	-	-	-	-	-	-	-	1,495,887.90	-	-
Website Maintenance	50299090 01	-	-	-	-	-	-	-	-	-	-	-	-	-	-	-	-	-	-	-	-	-	-	
Other Maintenance & Operating Expenses	50299090 99	-	11,596,471.90	11,596,471.90	11,596,471.90	604,610.72	-	-	12,201,082.62	-	3,170,950.14	1,672,072.00	-	4,843,022.14	-	3,169,936.14	874,125.00	-	4,044,061.14	-	7,358,060.48	798,961.00	-	
Sub-Total, MOOE	50200000 00	37,831,729.31	54,232,901.40	92,064,630.71	92,064,630.71	(0.00)	-	-	92,064,630.71	14,649.00	4,951,268.11	10,826,826.69	-	15,792,743.80	14,649.00	4,179,600.31	3,309,201.07	-	7,503,450.38	-	76,271,886.91	8,289,293.42	-	
CAPITAL OUTLAY																								
Buildings and Other Structures Outlay	50604040 00	-	-	-	-	-	-	-	-	-	-	-	-	-	-	-	-	-	-	-	-	-	-	
Buildings	50604040 01	-	-	-	-	-	-	-	-	-	-	-	-	-	-	-	-	-	-	-	-	-	-	
Other Structures	50604040 99	-	-	-	-	-	-	-	-	-	-	-	-	-	-	-	-	-	-	-	-	-	-	
Machinery and Equipment Outlay	50604050 00	-	20,599,000.00	20,599,000.00	20,599,000.00	-	-	-	20,599,000.00	-	-	17,947,974.13	-	17,947,974.13	-	-	-	-	-	-	2,651,025.87	17,947,974.13	-	
Office Equipment	50604050 02	-	-	-	-	-	-	-	-	-	-	-	-	-	-	-	-	-	-	-	-	-	-	
Information and Communication Technology Equipment	50604050 03	-	-	-	-	-	-	-	-	-	-	-	-	-	-	-	-	-	-	-	-	-	-	
Communication Equipment	50604050 07	-	-	-	-	-	-	-	-	-	-	-	-	-	-	-	-	-	-	-	-	-	-	
Disaster Response and Rescue Equipment	50604050 09	-	-	-	-	-	-	-	-	-	-	-	-	-	-	-	-	-	-	-	-	-	-	
Medical Equipment	50604050 11	-	-	-	-	-	-	-	-	-	-	-	-	-	-	-	-	-	-	-	-	-	-	
ICT Software	50604050 15	-	20,599,000.00	20,599,000.00	20,599,000.00	-	-	-	20,599,000.00	-	-	17,947,974.13	-	17,947,974.13	-	-	-	-	-	-	2,651,025.87	17,947,974.13	-	
Other Machinery & Equipment	50604050 99	-	-	-	-	-	-	-	-	-	-	-	-	-	-	-	-	-	-	-	-	-	-	
Transportation Equipment Outlay	50604060 00	2,253,500.00	-	2,253,500.00	2,253,500.00	-	-	-	2,253,500.00	-	-	-	-	-	-	-	-	-	-	-	2,253,500.00	-	-	
Motor Vehicles	50604060 01	2,253,500.00	-	2,253,500.00	2,253,500.00	-	-	-	2,253,500.00	-	-	-	-	-	-	-	-	-	-	-	2,253,500.00	-	-	
Furniture, Fixtures and Books Outlay	50604070 00	541,840.24	-	541,840.24	541,840.24	-	-	-	541,840.24	-	-	142,329.60	-	142,329.60	-	-	-	-	-	-	399,510.64	142,329.60	-	
Furniture and Fixtures	50604070 01	244,499.24	-	244,499.24	244,499.24	-	-	-	244,499.24	-	-	-	-	-	-	-	-	-	-	-	244,499.24	-	-	
Books	50604070 02	297,341.00	-	297,341.00	297,341.00	-	-	-	297,341.00	-	-	142,329.60	-	142,329.60	-	-	-	-	-	-	155,011.40	142,329.60	-	
Other Property, Plant & Equipment Outlay	50604090 00	-	-	-	-	-	-	-	-	-	-	-	-	-	-	-	-	-	-	-	-	-	-	
Other Property, Plant & Equipment	50604090 99	-	-	-	-	-	-	-	-	-	-	-	-	-	-	-	-	-	-	-	-	-	-	
Sub-Total, CO	50600000 00	2,795,340.24	20,599,000.00	23,394,340.24	23,394,340.24	-	-	-	23,394,340.24	-	-	18,090,303.73	-	18,090,303.73	-	-	-	-	-	-	5,304,036.51	18,090,303.73	-	
GRAND TOTAL		40,627,069.55	74,831,901.40	115,458,970.95	115,458,970.95	(0.00)	-	-	115,458,970.95	14,649.00	4,951,268.11	28,917,130.42	-	33,883,047.53	14,649.00	4,179,600.31	3,309							

SUMMARY OF APPROPRIATIONS, ALLOTMENTS, OBLIGATIONS, DISBURSEMENTS AND BALANCES BY OBJECT OF EXPENDITURES
As of the Quarter Ending September 30, 2015

Department: Department of Finance
Agency/Operating Unit: Office of the Secretary
Organizational Code (UACS): 11 001 0000000
Funding Source Code (as clustered): 01102101, 01102404 & 01102405

	Current Year Appropriations
	Supplemental Appropriations
x	Continuing Appropriations

Particulars	UACS CODE	Appropriations			Allotments					Current Year Obligations					Current Year Disbursements					Balances			
		Authorized Appropriations	Adjustments (Transfer To/From, Realignment)	Adjusted Appropriations	Allotments Received	Adjustments (Withdrawal, Realignment)	Transfer To	Transfer From	Adjusted Total Allotments	1st Quarter ending March 31	2nd Quarter ending June 30	3rd Quarter ending Sept. 30	4th Quarter ending Dec. 31	Total	1st Quarter ending March 31	2nd Quarter ending June 30	3rd Quarter ending Sept. 30	4th Quarter ending Dec. 31	Total	Unreleased Appropriations	Unobligated Allotment	Unpaid Obligations (15-20)=(23+24)	
																						Due and Demandable	Not Yet Due and Demandable
1	2	3	4	5=(3+4)	6	7	8	9	10=((6+(-)(7)-8)+9)	11	12	13	14	15=(11+12+13+14)	16	17	18	19	20=(16+17+18+19)	21=(5-6)	22=(10-15)	23	24
A. AGENCY SPECIFIC BUDGET																							
PERSONNEL SERVICES																							
Salaries and Wages	50101000 00	-	-	-	-	-	-	-	-	-	-	-	-	-	-	-	-	-	-	-	-	-	-
Basic Salary - Civilian	50101010 01																						
Salaries and Wages - Casual/Contractual	50101020 00																						
Other Compensation	50102000 00	-	-	-	-	-	-	-	-	-	-	-	-	-	-	-	-	-	-	-	-	-	-
PERA - Civilian	50102010 01																						
Representation Allowance	50102020 00																						
Transportation Allowance	50102030 01																						
Clothing/Uniform Allowance - Civilian	50102040 01																						
Subsistence Allowance	50102050 03																						
Laundry Allowance	50102060 04																						
Productivity Incentive Allowance - Civilian	50102080 01																						
Honoraria - Civilian	50102100 01																						
Hazard Pay	50102110 01																						
Longevity Pay - Civilian	50102120 01																						
Overtime Pay	50102130 01																						
Bonus - Civilian	50102140 01																						
Cash Gift - Civilian	50102150 01																						
Other Bonuses and Allowances	50102990 00																						
Collective Negotiation Agreement Incentive - Civilian	50102990 11																						
Productivity Enhancement Incentive - Civilian	50102990 12																						
Performance Based Bonus - Civilian	50102990 14																						
Personnel Benefit Contributions	50103000 00	-	-	-	-	-	-	-	-	-	-	-	-	-	-	-	-	-	-	-	-	-	-
Retirement and Life Insurance Premiums	50103010 00																						
Pag-IBIG - Civilian	50103020 01																						
PhilHealth - Civilian	50103030 01																						
ECIP - Civilian	50103040 01																						
Other Personnel Benefits	50104000 00	-	-	-	-	-	-	-	-	-	-	-	-	-	-	-	-	-	-	-	-	-	-
Retirement Gratuity - Civilian	50104020 01																						
Terminal Leave Benefits - Civilian	50104030 01																						
Lump-sum for Step Increments - Length of Service	50104990 10																						
Other Personnel Benefits	50104990 99																						
Sub-Total, PS	50100000 00	-	-	-	-	-	-	-	-	-	-	-	-	-	-	-	-	-	-	-	-	-	-
MAINTENANCE AND OTHER OPERATING EXPENSES																							
Traveling Expenses	50201000 00	-	-	-	-	1,599.00	-	-	1,599.00	1,599.00	-	-	-	1,599.00	1,599.00	-	-	-	1,599.00	-	-	-	-
Traveling Expenses - Local	50201010 00					1,599.00			1,599.00	1,599.00				1,599.00	1,599.00				1,599.00				
Traveling Expenses - Foreign	50201020 00																						
Training Expenses	50202010 00	998,613.68		998,613.68	998,613.68	(28,447.42)			970,166.26	13,050.00				13,050.00	13,050.00				13,050.00	-	957,116.26	-	
Supplies and Materials Expenses	50203000 00	1,266,917.30	-	1,266,917.30	1,266,917.30	6,000.00	-	-	1,272,917.30	-	13,300.00	-	-	13,300.00	-	6,000.00	7,300.00	-	13,300.00	-	1,259,617.30	-	-
Office Supplies Expenses	50203010 00	1,114,493.37		1,114,493.37	1,114,493.37	6,000.00			1,120,493.37		13,300.00			13,300.00		6,000.00	7,300.00		13,300.00		1,107,193.37		
Accountable Forms Expenses	50203020 00																						
Drugs and Medicines Expenses	50203070 00																						
Medical, Dental and Laboratory Supplies Expenses	50203080 00																						
Fuel, Oil and Lubricants Expenses	50203090 00	147,423.93		147,423.93	147,423.93				147,423.93												147,423.93		
Other Supplies & Materials Expenses	50203990 00	5,000.00		5,000.00	5,000.00				5,000.00												5,000.00		
Utility Expenses	50204000 00	2,135,838.10	-	2,135,838.10	2,135,838.10	-	-	-	2,135,838.10	-	-	-	-	-	-	-	-	-	-	-	2,135,838.10	-	-
Water Expenses	50204010 00	770,640.43		770,640.43	770,640.43				770,640.43												770,640.43		
Electricity Expenses	50204020 00	1,365,197.67		1,365,197.67	1,365,197.67				1,365,197.67												1,365,197.67		
Communication Expenses	50205000 00	1,294,552.76	-	1,294,552.76	1,294,552.76	-	-	-	1,294,552.76	-	800.00	228,191.04	-	228,991.04	-	-	-	-	-	-	1,065,561.72	228,991.04	-
Postage and Courier Services	50205010 00	218,134.00		218,134.00	218,134.00				218,134.00												218,134.00		
Mobile	50205020 01	547,216.92		547,216.92	547,216.92				547,216.92												547,216.92		
Landline	50205020 02	529,201.84		529,201.84	529,201.84	(228,991.04)			300,210.80												300,210.80		
Internet Subscription Expenses	50205030 00					228,991.04			228,991.04		800.00	228,191.04		228,991.04								228,991.04	
Survey Expenses	50207010 00	158,000.00		158,000.00	158,000.00				158,000.00												158,000.00		
Confidential, Intelligence and Extraordinary Expenses	50210000 00	1,908,615.54	-	1,908,615.54	1,908,615.54	69,335.70	-	-	1,977,951.24	-	220,495.37	-	-	220,495.37	-	206,628.57	3,166.70	-	209,795.27	-	1,757,455.87	10,700.10	-
Confidential Expenses	50210010 00	1,000,000.00		1,000,000.00	1,000,000.00				1,000,000.00												1,000,000.00		
Extraordinary & Miscellaneous Expenses	50210030 00	908,615.54		908,615.54	908,615.54	69,335.70			977,951.24		220,495.37			220,495.37		206,628.57	3,166.70		209,795.27		757,455.87	10,700.10	

SUMMARY OF APPROPRIATIONS, ALLOTMENTS, OBLIGATIONS, DISBURSEMENTS AND BALANCES BY OBJECT OF EXPENDITURES
As of the Quarter Ending September 30, 2015

Department: Department of Finance
Agency/Operating Unit: Office of the Secretary
Organizational Code (UACS): 11 001 0000000
Funding Source Code (as clustered): 01102101, 01102404 & 01102405

	Current Year Appropriations
	Supplemental Appropriations
x	Continuing Appropriations

Particulars	UACS CODE	Appropriations			Allotments					Current Year Obligations					Current Year Disbursements					Balances			
		Authorized Appropriations	Adjustments (Transfer To/From, Realignment)	Adjusted Appropriations	Allotments Received	Adjustments (Withdrawal, Realignment)	Transfer To	Transfer From	Adjusted Total Allotments	1st Quarter ending March 31	2nd Quarter ending June 30	3rd Quarter ending Sept. 30	4th Quarter ending Dec. 31	Total	1st Quarter ending March 31	2nd Quarter ending June 30	3rd Quarter ending Sept. 30	4th Quarter ending Dec. 31	Total	Unreleased Appropriations	Unobligated Allotment	Unpaid Obligations (15-20)=(23+24)	
																						Due and Demandable	Not Yet Due and Demandable
1	2	3	4	5=(3+4)	6	7	8	9	10=(6+(-)7)-8+9	11	12	13	14	15=(11+12+13+14)	16	17	18	19	20=(16+17+18+19)	21=(5-6)	22=(16-15)	23	24
Professional Services	50211000 00	3,230,439.60	-	3,230,439.60	3,230,439.60	(849,799.98)	-	-	2,380,639.62	-	-	-	-	-	-	-	-	-	-	-	2,380,639.62	-	-
Legal Services	50211010 00	61,900.00	-	61,900.00	61,900.00	-	-	-	61,900.00	-	-	-	-	-	-	-	-	-	-	-	-	-	-
Consultancy Services	50211030 00	1,205,422.47	-	1,205,422.47	1,205,422.47	(600,000.00)	-	-	605,422.47	-	-	-	-	-	-	-	-	-	-	-	605,422.47	-	-
Other Professional Services	50211990 00	1,963,117.13	-	1,963,117.13	1,963,117.13	(249,799.98)	-	-	1,713,317.15	-	-	-	-	-	-	-	-	-	-	-	1,713,317.15	-	-
General Services	50212000 00	380,955.69	-	380,955.69	380,955.69	(380,955.69)	-	-	-	-	-	-	-	-	-	-	-	-	-	-	-	-	-
Janitorial Services	50212020 00	157,276.73	-	157,276.73	157,276.73	(157,276.73)	-	-	-	-	-	-	-	-	-	-	-	-	-	-	-	-	-
Security Services	50212030 00	223,678.96	-	223,678.96	223,678.96	(223,678.96)	-	-	-	-	-	-	-	-	-	-	-	-	-	-	-	-	-
Repairs and Maintenance	50213000 00	3,112,358.12	-	3,112,358.12	3,112,358.12	(170,622.30)	-	-	2,941,735.82	-	24,011.70	-	-	24,011.70	-	24,011.70	-	-	24,011.70	-	2,917,724.12	-	-
Other Land Improvements	50213020 99	-	-	-	-	-	-	-	-	-	-	-	-	-	-	-	-	-	-	-	-	-	-
Buildings	50213040 01	795,925.82	-	795,925.82	795,925.82	-	-	-	795,925.82	-	-	-	-	-	-	-	-	-	-	-	795,925.82	-	-
Machinery	50213050 01	-	-	-	-	-	-	-	-	-	-	-	-	-	-	-	-	-	-	-	-	-	-
Office Equipment	50213050 02	267,100.00	-	267,100.00	267,100.00	-	-	-	267,100.00	-	-	-	-	-	-	-	-	-	-	-	267,100.00	-	-
ICT Equipment	50213050 03	1,015,438.96	-	1,015,438.96	1,015,438.96	(194,634.00)	-	-	820,804.96	-	-	-	-	-	-	-	-	-	-	-	820,804.96	-	-
Communication Equipment	50213050 07	190,000.00	-	190,000.00	190,000.00	-	-	-	190,000.00	-	-	-	-	-	-	-	-	-	-	-	190,000.00	-	-
Disaster Response & Rescue Equipment	50213050 09	25,550.00	-	25,550.00	25,550.00	-	-	-	25,550.00	-	-	-	-	-	-	-	-	-	-	-	25,550.00	-	-
Medical Equipment	50213050 11	50,000.00	-	50,000.00	50,000.00	-	-	-	50,000.00	-	-	-	-	-	-	-	-	-	-	-	50,000.00	-	-
Other Machinery and Equipment	50213050 99	111,437.04	-	111,437.04	111,437.04	-	-	-	111,437.04	-	-	-	-	-	-	-	-	-	-	-	111,437.04	-	-
Motor Vehicles	50213060 01	360,203.60	-	360,203.60	360,203.60	24,011.70	-	-	384,215.30	-	24,011.70	-	-	24,011.70	-	24,011.70	-	-	24,011.70	-	360,203.60	-	-
Repairs and Maintenance - Furniture & Fixtures	50213070 00	231,702.70	-	231,702.70	231,702.70	-	-	-	231,702.70	-	-	-	-	-	-	-	-	-	-	-	231,702.70	-	-
Other Property, Plant & Equipment	50213990 99	65,000.00	-	65,000.00	65,000.00	-	-	-	65,000.00	-	-	-	-	-	-	-	-	-	-	-	65,000.00	-	-
Taxes, Insurance Premiums and Other Fees	50215000 00	16,691,981.34	-	16,691,981.34	16,691,981.34	-	-	-	16,691,981.34	-	-	-	-	-	-	-	-	-	-	-	16,691,981.34	-	-
Taxes, Duties and Licenses	50215010 01	16,691,981.34	-	16,691,981.34	16,691,981.34	-	-	-	16,691,981.34	-	-	-	-	-	-	-	-	-	-	-	16,691,981.34	-	-
Fidelity Bond Premium	50215020 00	-	-	-	-	-	-	-	-	-	-	-	-	-	-	-	-	-	-	-	-	-	-
Insurance Expenses	50215030 00	-	-	-	-	-	-	-	-	-	-	-	-	-	-	-	-	-	-	-	-	-	-
Other Maintenance and Operating Expenses	50299000 00	6,653,457.18	-	6,653,457.18	6,653,457.18	1,352,890.69	-	-	8,006,347.87	-	-	1,495,887.90	-	1,495,887.90	-	-	-	-	-	-	6,510,459.97	1,495,887.90	-
Advertising Expenses	50299010 00	-	-	-	-	-	-	-	-	-	-	-	-	-	-	-	-	-	-	-	-	-	-
Printing and Publication Expenses	50299020 00	944,800.00	-	944,800.00	944,800.00	(6,050.00)	-	-	936,750.00	-	-	-	-	-	-	-	-	-	-	-	936,750.00	-	-
Representation Expenses	50299030 00	1,001,646.50	-	1,001,646.50	1,001,646.50	(86,995.75)	-	-	914,650.75	-	-	-	-	-	-	-	-	-	-	-	914,650.75	-	-
Transportation and Delivery Expenses	50299040 00	65,000.00	-	65,000.00	65,000.00	(47,951.46)	-	-	17,048.54	-	-	-	-	-	-	-	-	-	-	-	17,048.54	-	-
Rent/Lease Expenses	50299050 00	3,000,000.00	-	3,000,000.00	3,000,000.00	-	-	-	3,000,000.00	-	-	-	-	-	-	-	-	-	-	-	3,000,000.00	-	-
Rents - Buildings and Structures	50299050 01	-	-	-	-	-	-	-	-	-	-	-	-	-	-	-	-	-	-	-	-	-	-
Rents - Motor Vehicles	50299050 03	-	-	-	-	-	-	-	-	-	-	-	-	-	-	-	-	-	-	-	-	-	-
Rents - Equipment	50299050 04	-	-	-	-	-	-	-	-	-	-	-	-	-	-	-	-	-	-	-	-	-	-
Rents - Living Quarters	50299050 05	-	-	-	-	-	-	-	-	-	-	-	-	-	-	-	-	-	-	-	-	-	-
Membership Dues and Contributions to Organizations	50299060 00	764,000.00	-	764,000.00	764,000.00	-	-	-	764,000.00	-	-	-	-	-	-	-	-	-	-	-	764,000.00	-	-
Subscription Expenses	50299070 00	878,010.68	-	878,010.68	878,010.68	-	-	-	878,010.68	-	-	-	-	-	-	-	-	-	-	-	878,010.68	-	-
ICT Software Subscription	50299070 01	-	-	-	-	1,495,887.90	-	-	1,495,887.90	-	-	1,495,887.90	-	1,495,887.90	-	-	-	-	-	-	-	1,495,887.90	-
Website Maintenance	50299990 01	-	-	-	-	-	-	-	-	-	-	-	-	-	-	-	-	-	-	-	-	-	-
Other Maintenance & Operating Expenses	50299990 99	-	-	-	-	-	-	-	-	-	-	-	-	-	-	-	-	-	-	-	-	-	-
Sub-Total, MOOE	50200000 00	37,831,729.31	-	37,831,729.31	37,831,729.31	(0.00)	-	-	37,831,729.31	14,649.00	258,607.07	1,724,078.94	-	1,997,335.01	14,649.00	236,640.27	10,466.70	-	261,755.97	-	35,834,394.30	1,735,579.04	-
CAPITAL OUTLAY																							
Buildings and Other Structures Outlay	50604040 00	-	-	-	-	-	-	-	-	-	-	-	-	-	-	-	-	-	-	-	-	-	-
Buildings	50604040 01	-	-	-	-	-	-	-	-	-	-	-	-	-	-	-	-	-	-	-	-	-	-
Other Structures	50604040 99	-	-	-	-	-	-	-	-	-	-	-	-	-	-	-	-	-	-	-	-	-	-
Machinery and Equipment Outlay	50604050 00	-	-	-	-	-	-	-	-	-	-	-	-	-	-	-	-	-	-	-	-	-	-
Office Equipment	50604050 02	-	-	-	-	-	-	-	-	-	-	-	-	-	-	-	-	-	-	-	-	-	-
Information and Communication Technology Equipment	50604050 03	-	-	-	-	-	-	-	-	-	-	-	-	-	-	-	-	-	-	-	-	-	-
Communication Equipment	50604050 07	-	-	-	-	-	-	-	-	-	-	-	-	-	-	-	-	-	-	-	-	-	-
Disaster Response and Rescue Equipment	50604050 09	-	-	-	-	-	-	-	-	-	-	-	-	-	-	-	-	-	-	-	-	-	-
Medical Equipment	50604050 11	-	-	-	-	-	-	-	-	-	-	-	-	-	-	-	-	-	-	-	-	-	-
ICT Software	50604050 15	-	-	-	-	-	-	-	-	-	-	-	-	-	-	-	-	-	-	-	-	-	-
Other Machinery & Equipment	50604050 99	-	-	-	-	-	-	-	-	-	-	-	-	-	-	-	-	-	-	-	-	-	-
Transportation Equipment Outlay	50604060 00	2,253,500.00	-	2,253,500.00	2,253,500.00	-	-	-	2,253,500.00	-	-	-	-	-	-	-	-	-	-	-	2,253,500.00	-	-
Motor Vehicles	50604060 01																						

	Current Year Appropriations
	Supplemental Appropriations
x	Continuing Appropriations

[illegible]

	Current Year Appropriations
	Supplemental Appropriations
x	Continuing Appropriations

Ending Source Code (as clustered): 01102101, 01102404 & 01102405																							
Particulars	UACS CODE	Appropriations			Allotments					Current Year Obligations					Current Year Disbursements					Balances			
		Authorized Appropriations	Adjustments (Transfer To/From, Realignment)	Adjusted Appropriations	Allotments Received	Adjustments (Withdrawal, Realignment)	Transfer To	Transfer From	Adjusted Total Allotments	1st Quarter ending March 31	2nd Quarter ending June 30	3rd Quarter ending Sept. 30	4th Quarter ending Dec. 31	Total	1st Quarter ending March 31	2nd Quarter ending June 30	3rd Quarter ending Sept. 30	4th Quarter ending Dec. 31	Total	Unreleased Appropriations	Unobligated Allotment	Unpaid Obligations (15-20)=(23+24)	
																						Due and Demandable	Not Yet Due and Demandable
1	2	3	4	5=(3+4)	6	7	8	9	10=(6+(-)7)-8+9	11	12	13	14	15=(11+12+13+14)	16	17	18	19	20=(16+17+18+19)	21=(5-6)	22=(10-15)	23	24
Professional Services	50211000 00	-	-	-	-	-	-	-	-	-	-	-	-	-	-	-	-	-	-	-	-	-	-
Legal Services	50211010 00			-	-				-					-					-	-			
Consultancy Services	50211030 00			-	-				-					-					-	-			
Other Professional Services	50211990 00			-	-				-					-					-	-			
General Services	50212000 00	-	-	-	-	-	-	-	-	-	-	-	-	-	-	-	-	-	-	-	-	-	-
Janitorial Services	50212020 00			-	-				-					-					-	-			
Security Services	50212030 00			-	-				-					-					-	-			
Repairs and Maintenance	50213000 00	-	-	-	-	-	-	-	-	-	-	-	-	-	-	-	-	-	-	-	-	-	-
Other Land Improvements	50213020 99			-	-				-					-					-	-			
Buildings	50213040 01			-	-				-					-					-	-			
Machinery	50213050 01			-	-				-					-					-	-			
Office Equipment	50213050 02			-	-				-					-					-	-			
ICT Equipment	50213050 03			-	-				-					-					-	-			
Communication Equipment	50213050 07			-	-				-					-					-	-			
Disaster Response & Rescue Equipment	50213050 09			-	-				-					-					-	-			
Medical Equipment	50213050 11			-	-				-					-					-	-			
Other Machinery and Equipment	50213050 99			-	-				-					-					-	-			
Motor Vehicles	50213060 01			-	-				-					-					-	-			
Repairs and Maintenance - Furniture & Fixtures	50213070 00			-	-				-					-					-	-			
Other Property, Plant & Equipment	50213990 99			-	-				-					-					-	-			
Taxes, Insurance Premiums and Other Fees	50215000 00	-	-	-	-	-	-	-	-	-	-	-	-	-	-	-	-	-	-	-	-	-	-
Taxes, Duties and Licenses	50215010 01			-	-				-					-					-	-			
Fidelity Bond Premium	50215020 00			-	-				-					-					-	-			
Insurance Expenses	50215030 00			-	-				-					-					-	-			
Other Maintenance and Operating Expenses	50299000 00	-	-	-	-	-	-	-	-	-	-	-	-	-	-	-	-	-	-	-	-	-	-
Advertising Expenses	50299010 00			-	-				-					-					-	-			
Printing and Publication Expenses	50299020 00			-	-				-					-					-	-			
Representation Expenses	50299030 00			-	-				-					-					-	-			
Transportation and Delivery Expenses	50299040 00			-	-				-					-					-	-			
Rent/Lease Expenses	50299050 00			-	-				-					-					-	-			
Rents - Buildings and Structures	50299050 01			-	-				-					-					-	-			
Rents - Motor Vehicles	50299050 03			-	-				-					-					-	-			
Rents - Equipment	50299050 04			-	-				-					-					-	-			
Rents - Living Quarters	50299050 05			-	-				-					-					-	-			
Membership Dues and Contributions to Organizations	50299060 00			-	-				-					-					-	-			
Subscription Expenses	50299070 00			-	-				-					-					-	-			
ICT Software Subscription	50299070 01			-	-				-					-					-	-			
Website Maintenance	50299990 01			-	-				-					-					-	-			
Other Maintenance & Operating Expenses	50299990 99			-	-				-					-					-	-			
Sub-Total, MOOE	50200000 00	-	-	-	-	-	-	-	-	-	-	-	-	-	-	-	-	-	-	-	-	-	-
CAPITAL OUTLAY																							
Buildings and Other Structures Outlay	50604040 00	-	-	-	-	-	-	-	-	-	-	-	-	-	-	-	-	-	-	-	-	-	-
Buildings	50604040 01			-	-				-					-					-	-			
Other Structures	50604040 99			-	-				-					-					-	-			
Machinery and Equipment Outlay	50604050 00	-	-	-	-	-	-	-	-	-	-	-	-	-	-	-	-	-	-	-	-	-	-
Office Equipment	50604050 02			-	-				-					-					-	-			
Information and Communicatlon Technology Equipment	50604050 03			-	-				-					-					-	-			
Communication Equipment	50604050 07			-	-				-					-					-	-			
Disaster Response and Rescue Equipment	50604050 09			-	-				-					-					-	-			
Medical Equipment	50604050 11			-	-				-					-					-	-			
ICT Software	50604050 15			-	-				-					-					-	-			
Other Machinery & Equipment	50604050 99			-	-				-					-					-	-			
Transportation Equipment Outlay	50604060 00	-	-	-	-	-	-	-	-	-	-	-	-	-	-	-	-	-	-	-	-	-	-
Motor Vehicles	50604060 01			-	-				-					-					-	-			
Furniture, Fixtures and Books Outlay	50604070 00	-	-	-	-	-	-	-	-	-	-	-	-	-	-	-	-	-	-	-	-	-	-
Furniture and Fixtures	50604070 01			-	-				-					-					-	-			
Books	50604070 02			-	-				-					-					-	-			
Other Property, Plant & Equipment Outlay	50604090 00	-	-	-	-	-	-	-	-	-	-	-	-	-	-	-	-	-	-	-	-	-	-
Other Property, Plant & Equipment	50604090 99			-	-				-					-					-	-			
Sub-Total, CO	50600000 00	-	-	-	-	-	-	-	-	-	-	-	-	-	-	-	-	-	-	-	-	-	-
TOTAL, Automatic Appropriations		-	-	-	-	-	-	-	-	-	-	-	-	-	-	-	-	-	-	-	-	-	-

	Current Year Appropriations
	Supplemental Appropriations
x	Continuing Appropriations

[illegible]

SUMMARY OF APPROPRIATIONS, ALLOTMENTS, OBLIGATIONS, DISBURSEMENTS AND BALANCES BY OBJECT OF EXPENDITURES
As of the Quarter Ending September 30, 2015

Department: Department of Finance
Agency/Operating Unit: Office of the Secretary
Organizational Code (UACS): 11 001 000000
Funding Source Code (as clustered): 01102101, 01102404 & 01102405

	Current Year Appropriations
	Supplemental Appropriations
x	Continuing Appropriations

Particulars	UACS CODE	Appropriations			Allotments					Current Year Obligations					Current Year Disbursements					Balances			
		Authorized Appropriations	Adjustments (Transfer To/From, Realignment)	Adjusted Appropriations	Allotments Received	Adjustments (Withdrawal, Realignment)	Transfer To	Transfer From	Adjusted Total Allotments	1st Quarter ending March 31	2nd Quarter ending June 30	3rd Quarter ending Sept. 30	4th Quarter ending Dec. 31	Total	1st Quarter ending March 31	2nd Quarter ending June 30	3rd Quarter ending Sept. 30	4th Quarter ending Dec. 31	Total	Unreleased Appropriations	Unobligated Allotment	Unpaid Obligations (15-20)=(23+24)	
																						Due and Demandable	Not Yet Due and Demandable
1	2	3	4	5=(3+4)	6	7	8	9	10=(6+-(7)+8+9)	11	12	13	14	15=(11+12+13+14)	16	17	18	19	20=(16+17+18+19)	21=(5-6)	22=(10-15)	23	24
Professional Services	50211000 00	-	-	-	-	638,472.00	-	-	638,472.00	-	-	638,472.00	-	638,472.00	-	-	145,000.00	-	145,000.00	-	-	493,472.00	-
Legal Services	50211010 00	-	-	-	-	-	-	-	-	-	-	-	-	-	-	-	-	-	-	-	-	-	-
Consultancy Services	50211030 00	-	-	-	-	-	-	-	-	-	-	-	-	-	-	-	-	-	-	-	-	-	-
Other Professional Services	50211990 00	-	-	-	-	638,472.00	-	-	638,472.00	-	-	638,472.00	-	638,472.00	-	-	145,000.00	-	145,000.00	-	-	493,472.00	-
General Services	50212000 00	-	-	-	-	-	-	-	-	-	-	-	-	-	-	-	-	-	-	-	-	-	-
Janitorial Services	50212020 00	-	-	-	-	-	-	-	-	-	-	-	-	-	-	-	-	-	-	-	-	-	-
Security Services	50212030 00	-	-	-	-	-	-	-	-	-	-	-	-	-	-	-	-	-	-	-	-	-	-
Repairs and Maintenance	50213000 00	-	-	-	-	-	-	-	-	-	-	-	-	-	-	-	-	-	-	-	-	-	-
Other Land Improvements	50213020 99	-	-	-	-	-	-	-	-	-	-	-	-	-	-	-	-	-	-	-	-	-	-
Buildings	50213040 01	-	-	-	-	-	-	-	-	-	-	-	-	-	-	-	-	-	-	-	-	-	-
Machinery	50213050 01	-	-	-	-	-	-	-	-	-	-	-	-	-	-	-	-	-	-	-	-	-	-
Office Equipment	50213050 02	-	-	-	-	-	-	-	-	-	-	-	-	-	-	-	-	-	-	-	-	-	-
ICT Equipment	50213050 03	-	-	-	-	-	-	-	-	-	-	-	-	-	-	-	-	-	-	-	-	-	-
Communication Equipment	50213050 07	-	-	-	-	-	-	-	-	-	-	-	-	-	-	-	-	-	-	-	-	-	-
Disaster Response & Rescue Equipment	50213050 09	-	-	-	-	-	-	-	-	-	-	-	-	-	-	-	-	-	-	-	-	-	-
Medical Equipment	50213050 11	-	-	-	-	-	-	-	-	-	-	-	-	-	-	-	-	-	-	-	-	-	-
Other Machinery and Equipment	50213050 99	-	-	-	-	-	-	-	-	-	-	-	-	-	-	-	-	-	-	-	-	-	-
Motor Vehicles	50213060 01	-	-	-	-	-	-	-	-	-	-	-	-	-	-	-	-	-	-	-	-	-	-
Repairs and Maintenance - Furniture & Fixtures	50213070 00	-	-	-	-	-	-	-	-	-	-	-	-	-	-	-	-	-	-	-	-	-	-
Other Property, Plant & Equipment	50213990 99	-	-	-	-	-	-	-	-	-	-	-	-	-	-	-	-	-	-	-	-	-	-
Taxes, Insurance Premiums and Other Fees	50215000 00	-	-	-	-	-	-	-	-	-	-	-	-	-	-	-	-	-	-	-	-	-	-
Taxes, Duties and Licenses	50215010 01	-	-	-	-	-	-	-	-	-	-	-	-	-	-	-	-	-	-	-	-	-	-
Fidelity Bond Premium	50215020 00	-	-	-	-	-	-	-	-	-	-	-	-	-	-	-	-	-	-	-	-	-	-
Insurance Expenses	50215030 00	-	-	-	-	-	-	-	-	-	-	-	-	-	-	-	-	-	-	-	-	-	-
Other Maintenance and Operating Expenses	50299000 00	-	16,016,515.78	16,016,515.78	16,016,515.78	(848,309.04)	-	-	15,168,206.74	-	3,348,133.66	2,336,418.67	-	5,686,552.33	-	3,258,822.66	1,127,748.67	-	4,386,571.33	-	9,481,654.41	1,299,981.00	-
Advertising Expenses	50299010 00	-	-	-	-	9,774.00	-	-	9,774.00	-	-	9,774.00	-	9,774.00	-	-	9,774.00	-	9,774.00	-	-	-	-
Printing and Publication Expenses	50299020 00	-	-	-	-	-	-	-	-	-	-	-	-	-	-	-	-	-	-	-	-	-	-
Representation Expenses	50299030 00	-	1,132,043.88	1,132,043.88	1,132,043.88	(464,993.81)	-	-	667,050.07	-	177,183.52	157,822.67	-	335,006.19	-	88,886.52	243,849.67	-	332,736.19	-	332,043.88	2,270.00	-
Transportation and Delivery Expenses	50299040 00	-	-	-	-	-	-	-	-	-	-	-	-	-	-	-	-	-	-	-	-	-	-
Rent/Lease Expenses	50299050 00	-	2,148,000.00	2,148,000.00	2,148,000.00	-	-	-	2,148,000.00	-	-	-	-	-	-	-	-	-	-	-	2,148,000.00	-	-
Rents - Buildings and Structures	50299050 01	-	-	-	-	-	-	-	-	-	-	-	-	-	-	-	-	-	-	-	-	-	-
Rents - Motor Vehicles	50299050 03	-	-	-	-	-	-	-	-	-	-	-	-	-	-	-	-	-	-	-	-	-	-
Rents - Equipment	50299050 04	-	1,640,000.00	1,640,000.00	1,640,000.00	(1,127,179.37)	-	-	512,820.63	-	-	498,750.00	-	498,750.00	-	-	-	-	-	-	14,070.63	498,750.00	-
Rents - Living Quarters	50299050 05	-	-	-	-	-	-	-	-	-	-	-	-	-	-	-	-	-	-	-	-	-	-
Membership Dues and Contributions to Organizations	50299060 00	-	-	-	-	-	-	-	-	-	-	-	-	-	-	-	-	-	-	-	-	-	-
Subscription Expenses	50299070 00	-	-	-	-	-	-	-	-	-	-	-	-	-	-	-	-	-	-	-	-	-	-
ICT Software Subscription	50299070 01	-	-	-	-	-	-	-	-	-	-	-	-	-	-	-	-	-	-	-	-	-	-
Website Maintenance	50299990 01	-	-	-	-	-	-	-	-	-	-	-	-	-	-	-	-	-	-	-	-	-	-
Other Maintenance & Operating Expenses	50299990 99	-	11,096,471.90	11,096,471.90	11,096,471.90	734,090.14	-	-	11,830,562.04	-	3,170,950.14	1,672,072.00	-	4,843,022.14	-	3,169,936.14	874,125.00	-	4,044,061.14	-	6,987,539.90	798,961.00	-
Sub-Total, MOOE	50200000 00	-	23,184,581.40	23,184,581.40	23,184,581.40	(0.00)	-	-	23,184,581.40	-	4,644,765.44	5,041,163.93	-	9,685,929.37	-	3,904,838.44	3,279,186.37	-	7,184,024.81	-	13,498,652.03	2,501,904.56	-
CAPITAL OUTLAY																							
Buildings and Other Structures Outlay	50604040 00	-	-	-	-	-	-	-	-	-	-	-	-	-	-	-	-	-	-	-	-	-	-
Buildings	50604040 01	-	-	-	-	-	-	-	-	-	-	-	-	-	-	-	-	-	-	-	-	-	-
Other Structures	50604040 99	-	-	-	-	-	-	-	-	-	-	-	-	-	-	-	-	-	-	-	-	-	-
Machinery and Equipment Outlay	50604050 00	-	-	-	-	-	-	-	-	-	-	-	-	-	-	-	-	-	-	-	-	-	-
Office Equipment	50604050 02	-	-	-	-	-	-	-	-	-	-	-	-	-	-	-	-	-	-	-	-	-	-
Information and Communication Technology Equipment	50604050 03	-	-	-	-	-	-	-	-	-	-	-	-	-	-	-	-	-	-	-	-	-	-
Communication Equipment	50604050 07	-	-	-	-	-	-	-	-	-	-	-	-	-	-	-	-	-	-	-	-	-	-
Disaster Response and Rescue Equipment	50604050 09	-	-	-	-	-	-	-	-	-	-	-	-	-	-	-	-	-	-	-	-	-	-
Medical Equipment	50604050 11	-	-	-	-	-	-	-	-	-	-	-	-	-	-	-	-	-	-	-	-	-	-
ICT Software	50604050 15	-	-	-	-	-	-	-	-	-	-	-	-	-	-	-	-	-	-	-	-	-	-
Other Machinery & Equipment	50604050 99	-	-	-	-	-	-	-	-	-	-	-	-	-	-	-	-	-	-	-	-	-	-
Transportation Equipment Outlay	50604060 00	-	-	-	-	-	-	-	-	-	-	-	-	-	-	-	-	-	-	-	-	-	-
Motor Vehicles	50604060 01	-	-	-	-	-	-	-	-	-	-	-	-	-	-	-	-	-	-	-	-	-	-
Furniture, Fixtures and Books Outlay	50604070 00	-	-	-	-	-	-	-	-	-	-	-	-	-	-	-	-	-	-	-	-	-	-
Furniture and Fixtures	50604070 01	-	-	-	-	-	-	-	-	-	-	-	-	-	-	-	-	-	-	-	-	-	-
Books	50604070 02	-	-	-	-	-	-	-	-	-	-	-	-	-	-	-	-	-	-	-	-	-	-
Other Property, Plant & Equipment Outlay	50604090 00	-	-	-	-	-	-	-	-	-	-	-	-	-	-	-	-	-	-	-	-	-	-
Other Property, Plant & Equipment	50604090 99	-	-	-	-	-	-	-	-	-	-	-	-	-	-	-	-	-	-	-	-	-	-
Sub-Total, CO	50600000 00	-	-	-	-	-	-	-	-	-	-	-	-	-	-	-	-	-	-	-	-	-	-
TOTAL, ICF		-	23,184,581.40	23,184,581.40	23,184,581.40	(0.00)	-	-	23,184,581.40	-	4,644,765.44	5,041,163.93	-	9,685,929.37	-	3,904,838.44	3,279,186.37	-	7,184,024.81	-	13,498,652.03	2,501,904.56	-

	Current Year Appropriations
	Supplemental Appropriations
x	Continuing Appropriations

[illegible]

SUMMARY OF APPROPRIATIONS, ALLOTMENTS, OBLIGATIONS, DISBURSEMENTS AND BALANCES BY OBJECT OF EXPENDITURES
As of the Quarter Ending September 30, 2015

Department: Department of Finance
Agency/Operating Unit: Office of the Secretary
Organizational Code (UACS): 11 001 000000
Funding Source Code (as clustered): 01102101, 01102404 & 01102405

	Current Year Appropriations
	Supplemental Appropriations
x	Continuing Appropriations

Funding Source Code (as clustered): 01102101, 01102404 & 01102405																								
Particulars	UACS CODE	Appropriations			Allotments					Current Year Obligations					Current Year Disbursements					Balances				
		Authorized Appropriations	Adjustments (Transfer To/From, Realignment)	Adjusted Appropriations	Allotments Received	Adjustments (Withdrawal, Realignment)	Transfer To	Transfer From	Adjusted Total Allotments	1st Quarter ending March 31	2nd Quarter ending June 30	3rd Quarter ending Sept. 30	4th Quarter ending Dec. 31	Total	1st Quarter ending March 31	2nd Quarter ending June 30	3rd Quarter ending Sept. 30	4th Quarter ending Dec. 31	Total	Unreleased Appropriations	Unobligated Allotment	Unpaid Obligations (15-20)=(23+24)		
																						Due and Demandable	Not Yet Due and Demandable	
1	2	3	4	5=(3+4)	6	7	8	9	10=(6+(-)(7)-8-9)	11	12	13	14	15=(11+12+13+14)	16	17	18	19	20=(16+17+18+19)	21=(5-9)	22=(10-15)	23	24	
Professional Services	50211000 00	-	21,548,320.00	21,548,320.00	21,548,320.00	-	-	-	21,548,320.00	-	-	-	-	-	-	-	-	-	-	-	21,548,320.00	-	-	
Legal Services	50211010 00																							
Consultancy Services	50211030 00		5,000,000.00	5,000,000.00	5,000,000.00				5,000,000.00												5,000,000.00	-		
Other Professional Services	50211990 00		16,548,320.00	16,548,320.00	16,548,320.00				16,548,320.00												16,548,320.00	-		
General Services	50212000 00	-	-	-	-	-	-	-	-	-	-	-	-	-	-	-	-	-	-	-	-	-	-	
Janitorial Services	50212020 00																							
Security Services	50212030 00																							
Repairs and Maintenance	50213000 00	-	-	-	-	62,035.82	-	-	62,035.82	-	-	62,035.82	-	62,035.82	-	-	-	-	-	-	-	62,035.82	-	
Other Land Improvements	50213020 99																							
Buildings	50213040 01					62,035.82			62,035.82			62,035.82		62,035.82								62,035.82		
Machinery	50213050 01																							
Office Equipment	50213050 02																							
ICT Equipment	50213050 03																							
Communication Equipment	50213050 07																							
Disaster Response & Rescue Equipment	50213050 09																							
Medical Equipment	50213050 11																							
Other Machinery and Equipment	50213050 99																							
Motor Vehicles	50213060 01																							
Repairs and Maintenance - Furniture & Fixtures	50213070 00																							
Other Property, Plant & Equipment	50213990 99																							
Taxes, Insurance Premiums and Other Fees	50215000 00	-	-	-	-	-	-	-	-	-	-	-	-	-	-	-	-	-	-	-	-	-	-	
Taxes, Duties and Licenses	50215010 01																							
Fidelity Bond Premium	50215020 00																							
Insurance Expenses	50215030 00																							
Other Maintenance and Operating Expenses	50299000 00	-	5,500,000.00	5,500,000.00	5,500,000.00	(62,035.82)	-	-	5,437,964.18	-	47,895.60	19,548.00	-	67,443.60	-	38,121.60	19,548.00	-	57,669.60	-	5,370,520.58	9,774.00	-	
Advertising Expenses	50299010 00					67,443.60			67,443.60		47,895.60	19,548.00		67,443.60		38,121.60	19,548.00		57,669.60			9,774.00		
Printing and Publication Expenses	50299020 00																							
Representation Expenses	50299030 00																							
Transportation and Delivery Expenses	50299040 00																							
Rent/Lease Expenses	50299050 00																							
Rents - Buildings and Structures	50299050 01																							
Rents - Motor Vehicles	50299050 03																							
Rents - Equipment	50299050 04																							
Rents - Living Quarters	50299050 05																							
Membership Dues and Contributions to Organizations	50299060 00																							
Subscription Expenses	50299070 00		5,000,000.00	5,000,000.00	5,000,000.00				5,000,000.00												5,000,000.00			
ICT Software Subscription	50299070 01																							
Website Maintenance	50299990 01																							
Other Maintenance & Operating Expenses	50299990 99		500,000.00	500,000.00	500,000.00	(129,479.42)			370,520.58												370,520.58			
Sub-Total, MOOE	50200000 00	-	31,048,320.00	31,048,320.00	31,048,320.00	(0.00)	-	-	31,048,320.00	-	47,895.60	4,061,583.82	-	4,109,479.42	-	38,121.60	19,548.00	-	57,669.60	-	26,938,840.58	4,051,809.82	-	
CAPITAL OUTLAY																								
Buildings and Other Structures Outlay	50604040 00	-	-	-	-	-	-	-	-	-	-	-	-	-	-	-	-	-	-	-	-	-	-	
Buildings	50604040 01																							
Other Structures	50604040 99																							
Machinery and Equipment Outlay	50604050 00	-	20,599,000.00	20,599,000.00	20,599,000.00	-	-	-	20,599,000.00	-	-	17,947,974.13	-	17,947,974.13	-	-	-	-	-	-	2,651,025.87	17,947,974.13	-	
Office Equipment	50604050 02																							
Information and Communication Technology Equipment	50604050 03																							
Communication Equipment	50604050 07																							
Disaster Response and Rescue Equipment	50604050 09																							
Medical Equipment	50604050 11																							
ICT Software	50604050 15		20,599,000.00	20,599,000.00	20,599,000.00				20,599,000.00			17,947,974.13		17,947,974.13							2,651,025.87	17,947,974.13		
Other Machinery & Equipment	50604050 99																							
Transportation Equipment Outlay	50604060 00	-	-	-	-	-	-	-	-	-	-	-	-	-	-	-	-	-	-	-	-	-	-	
Motor Vehicles	50604060 01																							
Furniture, Fixtures and Books Outlay	50604070 00	-	-	-	-	-	-	-	-	-	-	-	-	-	-	-	-	-	-	-	-	-	-	
Furniture and Fixtures	50604070 01																							
Books	50604070 02																							
Other Property, Plant & Equipment Outlay	50604090 00	-	-	-	-	-	-	-	-	-	-	-	-	-	-	-	-	-	-	-	-	-	-	
Other Property, Plant & Equipment	50604090 99																							
Sub-Total, CO	50600000 00	-	20,599,000.00	20,599,000.00	20,599,000.00	-	-	-	20,599,000.00	-	-	17,947,974.13	-	17,947,974.13	-	-	-	-	-	-	2,651,025.87	17,947,974.13	-	
TOTAL, E-Government Fund		-	51,647,320.00	51,647,320.00	51,647,320.00	(0.00)	-	-	51,647,320.00	-	47,895.60	22,009,557.95	-	22,057,453.55	-	38,121.60	19,548.00	-	57,669.60	-	29,589,866.45	21,999,783.95	-	

	Current Year Appropriations
	Supplemental Appropriations
x	Continuing Appropriations

SUMMARY OF APPROPRIATIONS, ALLOTMENTS, OBLIGATIONS, DISBURSEMENTS AND BALANCES BY OBJECT OF EXPENDITURES
As of the Quarter Ending September 30, 2015

Department: Department of Finance
Agency/Operating Unit: Office of the Secretary
Organizational Code (UACS): 11 001 0000000
Funding Source Code (as clustered): 01102101, 01102404 & 01102405

	Current Year Appropriations
	Supplemental Appropriations
x	Continuing Appropriations

Particulars	UACS CODE	Appropriations			Allotments					Current Year Obligations					Current Year Disbursements					Balances			
		Authorized Appropriations	Adjustments (Transfer To/From, Realignment)	Adjusted Appropriations	Allotments Received	Adjustments (Withdrawal, Realignment)	Transfer To	Transfer From	Adjusted Total Allotments	1st Quarter ending March 31	2nd Quarter ending June 30	3rd Quarter ending Sept. 30	4th Quarter ending Dec. 31	Total	1st Quarter ending March 31	2nd Quarter ending June 30	3rd Quarter ending Sept. 30	4th Quarter ending Dec. 31	Total	Unreleased Appropriations	Unobligated Allotment	Unpaid Obligations (15-20)=(23+24)	
																						Due and Demandable	Not Yet Due and Demandable
1	2	3	4	5=(3+4)	6	7	8	9	10=[(6+)-(7)-8+9]	11	12	13	14	15=(11+12+13+14)	16	17	18	19	20=(16+17+18+19)	21=(5-6)	22=(10-15)	23	24
Professional Services	50211000 00	-	21,548,320.00	21,548,320.00	21,548,320.00	638,472.00	-	-	22,186,792.00	-	-	638,472.00	-	638,472.00	-	-	145,000.00	-	145,000.00	-	21,548,320.00	493,472.00	-
Legal Services	50211010 00	-	-	-	-	-	-	-	-	-	-	-	-	-	-	-	-	-	-	-	-	-	-
Consultancy Services	50211030 00	-	5,000,000.00	5,000,000.00	5,000,000.00	-	-	-	5,000,000.00	-	-	-	-	-	-	-	-	-	-	-	5,000,000.00	-	-
Other Professional Services	50211990 00	-	16,548,320.00	16,548,320.00	16,548,320.00	638,472.00	-	-	17,186,792.00	-	-	638,472.00	-	638,472.00	-	-	145,000.00	-	145,000.00	-	16,548,320.00	493,472.00	-
General Services	50212000 00	-	-	-	-	-	-	-	-	-	-	-	-	-	-	-	-	-	-	-	-	-	-
Janitorial Services	50212020 00	-	-	-	-	-	-	-	-	-	-	-	-	-	-	-	-	-	-	-	-	-	-
Security Services	50212030 00	-	-	-	-	-	-	-	-	-	-	-	-	-	-	-	-	-	-	-	-	-	-
Repairs and Maintenance	50213000 00	-	-	-	-	62,035.82	-	-	62,035.82	-	-	62,035.82	-	62,035.82	-	-	-	-	-	-	-	62,035.82	-
Other Land Improvements	50213020 99	-	-	-	-	-	-	-	-	-	-	-	-	-	-	-	-	-	-	-	-	-	-
Buildings	50213040 01	-	-	-	-	62,035.82	-	-	62,035.82	-	-	62,035.82	-	62,035.82	-	-	-	-	-	-	-	62,035.82	-
Machinery	50213050 01	-	-	-	-	-	-	-	-	-	-	-	-	-	-	-	-	-	-	-	-	-	-
Office Equipment	50213050 02	-	-	-	-	-	-	-	-	-	-	-	-	-	-	-	-	-	-	-	-	-	-
ICT Equipment	50213050 03	-	-	-	-	-	-	-	-	-	-	-	-	-	-	-	-	-	-	-	-	-	-
Communication Equipment	50213050 07	-	-	-	-	-	-	-	-	-	-	-	-	-	-	-	-	-	-	-	-	-	-
Disaster Response & Rescue Equipment	50213050 09	-	-	-	-	-	-	-	-	-	-	-	-	-	-	-	-	-	-	-	-	-	-
Medical Equipment	50213050 11	-	-	-	-	-	-	-	-	-	-	-	-	-	-	-	-	-	-	-	-	-	-
Other Machinery and Equipment	50213050 99	-	-	-	-	-	-	-	-	-	-	-	-	-	-	-	-	-	-	-	-	-	-
Motor Vehicles	50213060 01	-	-	-	-	-	-	-	-	-	-	-	-	-	-	-	-	-	-	-	-	-	-
Repairs and Maintenance - Furniture & Fixtures	50213070 00	-	-	-	-	-	-	-	-	-	-	-	-	-	-	-	-	-	-	-	-	-	-
Other Property, Plant & Equipment	50213990 99	-	-	-	-	-	-	-	-	-	-	-	-	-	-	-	-	-	-	-	-	-	-
Taxes, Insurance Premiums and Other Fees	50215000 00	-	-	-	-	-	-	-	-	-	-	-	-	-	-	-	-	-	-	-	-	-	-
Taxes, Duties and Licenses	50215010 01	-	-	-	-	-	-	-	-	-	-	-	-	-	-	-	-	-	-	-	-	-	-
Fidelity Bond Premium	50215020 00	-	-	-	-	-	-	-	-	-	-	-	-	-	-	-	-	-	-	-	-	-	-
Insurance Expenses	50215030 00	-	-	-	-	-	-	-	-	-	-	-	-	-	-	-	-	-	-	-	-	-	-
Other Maintenance and Operating Expenses	50299000 00	-	21,516,515.78	21,516,515.78	21,516,515.78	(910,344.86)	-	-	20,606,170.92	-	3,396,029.26	2,357,966.67	-	5,753,995.93	-	3,296,944.26	1,147,296.67	-	4,444,240.93	-	14,852,174.99	1,309,755.00	-
Advertising Expenses	50299010 00	-	-	-	-	77,217.60	-	-	77,217.60	-	47,895.60	29,322.00	-	77,217.60	-	38,121.60	29,322.00	-	67,443.60	-	-	9,774.00	-
Printing and Publication Expenses	50299020 00	-	-	-	-	-	-	-	-	-	-	-	-	-	-	-	-	-	-	-	-	-	-
Representation Expenses	50299030 00	-	1,132,043.88	1,132,043.88	1,132,043.88	(464,993.81)	-	-	667,050.07	-	177,183.52	157,822.67	-	335,006.19	-	88,886.52	243,849.67	-	332,736.19	-	332,043.88	2,270.00	-
Transportation and Delivery Expenses	50299040 00	-	-	-	-	-	-	-	-	-	-	-	-	-	-	-	-	-	-	-	-	-	-
Rent/Lease Expenses	50299050 00	-	2,148,000.00	2,148,000.00	2,148,000.00	-	-	-	2,148,000.00	-	-	-	-	-	-	-	-	-	-	-	2,148,000.00	-	-
Rents - Buildings and Structures	50299050 01	-	-	-	-	-	-	-	-	-	-	-	-	-	-	-	-	-	-	-	-	-	-
Rents - Motor Vehicles	50299050 03	-	-	-	-	-	-	-	-	-	-	-	-	-	-	-	-	-	-	-	-	-	-
Rents - Equipment	50299050 04	-	1,640,000.00	1,640,000.00	1,640,000.00	(1,127,179.37)	-	-	512,820.63	-	-	498,750.00	-	498,750.00	-	-	-	-	-	-	14,070.63	498,750.00	-
Rents - Living Quarters	50299050 05	-	-	-	-	-	-	-	-	-	-	-	-	-	-	-	-	-	-	-	-	-	-
Membership Dues and Contributions to Organizations	50299060 00	-	-	-	-	-	-	-	-	-	-	-	-	-	-	-	-	-	-	-	-	-	-
Subscription Expenses	50299070 00	-	5,000,000.00	5,000,000.00	5,000,000.00	-	-	-	5,000,000.00	-	-	-	-	-	-	-	-	-	-	-	5,000,000.00	-	-
ICT Software Subscription	50299070 01	-	-	-	-	-	-	-	-	-	-	-	-	-	-	-	-	-	-	-	-	-	-
Website Maintenance	50299990 01	-	-	-	-	-	-	-	-	-	-	-	-	-	-	-	-	-	-	-	-	-	-
Other Maintenance & Operating Expenses	50299990 99	-	11,596,471.90	11,596,471.90	11,596,471.90	604,610.72	-	-	12,201,082.62	-	3,170,950.14	1,672,072.00	-	4,843,022.14	-	3,169,936.14	874,125.00	-	4,044,061.14	-	7,358,060.48	798,961.00	-
Sub-Total, MOOE	50200000 00	-	54,232,901.40	54,232,901.40	54,232,901.40	(0.00)	-	-	54,232,901.40	-	4,692,661.04	9,102,747.75	-	13,795,408.79	-	3,942,960.04	3,298,734.37	-	7,241,694.41	-	40,437,492.61	6,553,714.38	-
CAPITAL OUTLAY																							
Buildings and Other Structures Outlay	50604040 00	-	-	-	-	-	-	-	-	-	-	-	-	-	-	-	-	-	-	-	-	-	-
Buildings	50604040 01	-	-	-	-	-	-	-	-	-	-	-	-	-	-	-	-	-	-	-	-	-	-
Other Structures	50604040 99	-	-	-	-	-	-	-	-	-	-	-	-	-	-	-	-	-	-	-	-	-	-
Machinery and Equipment Outlay	50604050 00	-	20,599,000.00	20,599,000.00	20,599,000.00	-	-	-	20,599,000.00	-	-	17,947,974.13	-	17,947,974.13	-	-	-	-	-	-	2,651,025.87	17,947,974.13	-
Office Equipment	50604050 02	-	-	-	-	-	-	-	-	-	-	-	-	-	-	-	-	-	-	-	-	-	-
Information and Communication Technology Equipment	50604050 03	-	-	-	-	-	-	-	-	-	-	-	-	-	-	-	-	-	-	-	-	-	-
Communication Equipment	50604050 07	-	-	-	-	-	-	-	-	-	-	-	-	-	-	-	-	-	-	-	-	-	-
Disaster Response and Rescue Equipment	50604050 09	-	-	-	-	-	-	-	-	-	-	-	-	-	-	-	-	-	-	-	-	-	-
Medical Equipment	50604050 11	-	-	-	-	-	-	-	-	-	-	-	-	-	-	-	-	-	-	-	-	-	-
ICT Software	50604050 15	-	20,599,000.00	20,599,000.00	20,599,000.00	-	-	-	20,599,000.00	-	-	17,947,974.13	-	17,947,974.13	-	-	-	-	-	-	2,651,025.87	17,947,974.13	-
Other Machinery & Equipment	50604050 99	-	-	-	-	-	-	-	-	-	-	-	-	-	-	-	-	-	-	-	-	-	-
Transportation Equipment Outlay	50604060 00	-	-	-	-	-	-	-	-	-	-	-	-	-	-	-	-	-	-	-	-	-	-
Motor Vehicles	50604060 01	-	-	-	-	-	-	-	-	-	-	-	-	-	-	-	-	-	-	-	-	-	-
Furniture, Fixtures and Books Outlay	50604070 00	-	-	-	-	-	-	-	-	-	-	-	-	-	-	-	-	-	-	-	-	-	-
Furniture and Fixtures	50604070 01	-	-	-	-	-	-	-	-	-	-	-	-	-	-	-	-	-	-	-	-	-	-
Books	50604070 02	-	-	-	-	-	-	-	-	-	-	-	-	-	-	-	-	-	-	-	-	-	-
Other Property, Plant & Equipment Outlay	50604090 00	-	-	-	-	-	-	-	-	-	-	-	-	-	-	-	-	-	-	-	-	-	-
Other Property, Plant & Equipment	50604090 99	-	-	-	-	-	-	-	-	-	-	-	-	-	-	-	-	-	-	-	-	-	-
Sub-Total, CO	50600000 00	-	20,599,000.00	20,599,000.00	20,599,000.00	-	-	-	20,599,000.00	-	-	17,947,974.13	-	17,947,974.13	-	-	-	-	-	-	2,651,025.87	17,947,974.13	-
TOTAL, SPF		-	74,831,901.40	74,831,901.40	74,831,901.40	(0.00)	-	-	74,831,901.40	-	4,692,661.04	27,050,721.88	-	31,743,382.92	-	3,942,960.04	3,298,734.37	-	7,241,694.41	-	43,088,518.48	24,501,688.51	-