





SUMMARY OF APPROPRIATIONS, ALLOTMENTS, OBLIGATIONS, DISBURSEMENTS AND BALANCES BY OBJECT OF EXPENDITURES  
As of the Quarter Ending December 31, 2014

Department: Department of Finance  
Agency/Operating Unit: Office of the Secretary  
Organizational Code (UACS): 11 001 0000000  
Funding Source Code (as clustered): 101101, 104102, 101405 & 101407

x	Current Year Appropriations
	Supplemental Appropriations
	Continuing Appropriations

Particulars	UACS CODE	Appropriations			Allotments					Current Year Obligations					Current Year Disbursements					Balances			
		Authorized Appropriations	Adjustments (Transfer To/From, Realignment)	Adjusted Appropriations	Allotments Received	Adjustments (Withdrawal, Realignment)	Transfer To	Transfer From	Adjusted Total Allotments	1st Quarter ending March 31	2nd Quarter ending June 30	3rd Quarter ending Sept. 30	4th Quarter ending Dec. 31	Total	1st Quarter ending March 31	2nd Quarter ending June 30	3rd Quarter ending Sept. 30	4th Quarter ending Dec. 31	Total	Unreleased Appropriations	Unobligated Allotment	Unpaid Obligations (15-20)-(23+24)	
																						Due and Demandable	Not Yet Due and Demandable
1	2	3	4	5=(3+4)	6	7	8	9	10=(8+(-)(7)-6-9)	11	12	13	14	15=(11+12+13+14)	16	17	18	19	20=(16+17+18+19)	21=(5-6)	22=(10-15)	23	24
RA 10633 FY 2014																							
A. AGENCY SPECIFIC BUDGET																							
Personnel Services		183,367,000.00	-	183,367,000.00	183,367,000.00	9,700,000.00	-	-	193,067,000.00	46,568,721.50	60,470,365.48	62,404,482.72	18,321,318.63	187,764,888.33	41,740,071.01	51,626,847.36	59,963,667.38	31,216,083.01	184,546,668.76	-	5,302,111.67	3,218,219.57	-
Maintenance & Other Operating Expenses		243,823,000.00	-	243,823,000.00	243,823,000.00	(9,700,000.00)	-	-	234,123,000.00	66,769,530.14	23,676,174.51	50,625,568.84	55,219,997.20	196,291,270.69	16,365,282.42	30,369,219.57	46,633,048.44	62,280,878.49	155,648,428.92	-	37,831,729.31	40,642,841.77	-
Capital Outlay		11,568,000.00	-	11,568,000.00	11,568,000.00	-	-	-	11,568,000.00	41,090.00	278,057.00	175,473.76	8,278,039.00	8,772,659.76	-	20,215.00	178,844.72	8,222,995.04	8,422,054.76	-	2,795,340.24	350,605.00	-
TOTAL		438,758,000.00	-	438,758,000.00	438,758,000.00	(0.00)	-	-	438,758,000.00	113,379,341.64	84,424,596.99	113,205,525.32	81,819,354.83	392,828,818.78	58,105,353.43	82,016,281.93	106,775,560.54	101,719,956.54	348,617,152.44	-	45,929,181.22	44,211,666.34	-
B. AUTOMATIC APPROPRIATIONS																							
Retirement & Life Insurance Premium		17,328,000.00	-	17,328,000.00	17,328,000.00	-	-	-	17,328,000.00	4,285,274.86	4,793,103.18	4,894,762.66	2,661,542.30	16,634,683.00	2,908,212.20	4,547,495.84	6,517,432.66	2,661,542.30	16,634,683.00	-	693,317.00	-	-
C. SPECIAL PURPOSE FUNDS																							
Pension and Gratuity Funds																							
- Personnel Services		-	2,243,539.00	2,243,539.00	2,243,539.00	-	-	-	2,243,539.00	376,309.80	1,095,592.97	273,097.19	467,672.14	2,212,672.10	-	1,471,902.77	273,097.19	462,472.14	2,207,472.10	-	30,866.90	5,200.00	-
International Commitments Fund																							
- Maintenance & Other Operating Expenses		-	123,831,380.00	123,831,380.00	123,831,380.00	0.00	-	-	123,831,380.00	8,293,843.00	80,615,261.29	11,020,382.82	10,417,321.49	110,346,798.60	7,522,198.00	50,025,052.69	39,901,140.92	5,587,661.49	103,036,053.10	-	13,484,581.40	7,310,745.50	-
Miscellaneous Personnel Benefits Fund / RLIP																							
- Personnel Services		-	33,760,589.00	33,760,589.00	33,760,589.00	(0.00)	-	-	33,760,589.00	-	-	-	33,684,473.12	33,684,473.12	-	-	-	30,925,635.09	30,925,635.09	-	76,115.88	2,758,838.03	-
TOTAL		-	159,835,508.00	159,835,508.00	159,835,508.00	0.00	-	-	159,835,508.00	8,670,152.80	81,710,844.26	11,293,480.01	44,569,466.75	146,243,943.82	7,522,198.00	51,496,955.46	40,174,238.11	36,975,768.72	136,169,160.29	-	13,591,564.18	10,074,783.53	-
GRAND TOTAL		456,086,000.00	159,835,508.00	615,921,508.00	615,921,508.00	(0.00)	-	-	615,921,508.00	126,334,769.30	170,928,544.43	129,393,767.99	129,050,363.88	555,707,445.60	66,535,763.63	138,060,733.23	153,467,231.31	141,357,267.56	501,420,995.73	-	60,214,062.40	54,286,449.87	-

Certified Correct:	Certified Correct:	Recommending Approval:	Approved by:
			
MA. LUISA M. NOTARIO	LOLITA R. VERDADERO	MA. LOURDES V. DEBAL	MA. LOURDES B. RECENTE
Chief Administrative Officer, Budget Division	Chief Accountant	Director IV, Central Financial Management Office	Assistant Secretary and Chief of Staff
Date:	Date:	Date:	Date:
	4/7		

**SUMMARY OF APPROPRIATIONS, ALLOTMENTS, OBLIGATIONS, DISBURSEMENTS AND BALANCES BY OBJECT OF EXPENDITURES**  
As of the Quarter Ending December 31, 2014

Department: Department of Finance  
Agency/Operating Unit: Office of the Secretary  
Organizational Code (UACS): 11 001 0000000  
Funding Source Code (as clustered): 101101, 104102, 101405 & 101407

x	Current Year Appropriations
	Supplemental Appropriations
	Continuing Appropriations

Particulars	UACS CODE	Appropriations			Allotments					Current Year Obligations					Current Year Disbursements					Balances			
		Authorized Appropriations	Adjustments (Transfer To/From, Realignment)	Adjusted Appropriations	Allotments Received	Adjustments (Withdrawal, Realignment)	Transfer To	Transfer From	Adjusted Total Allotments	1st Quarter ending March 31	2nd Quarter ending June 30	3rd Quarter ending Sept. 30	4th Quarter ending Dec. 31	Total	1st Quarter ending March 31	2nd Quarter ending June 30	3rd Quarter ending Sept. 30	4th Quarter ending Dec. 31	Total	Unreleased Appropriations	Unobligated Allotment	Unpaid Obligations (15-20)+(23+24)	
																						Due and Demandable	Not Yet Due and Demandable
1	2	3	4	5=(3+4)	6	7	8	9	10=(6+)-(7+8+9)	11	12	13	14	15=(11+12+13+14)	16	17	18	19	20=(16+17+18+19)	21=(5-6)	22=(10-15)	23	24
GRAND TOTAL																							
PERSONNEL SERVICES																							
Salaries and Wages		145,002,000.00	18,113,342.00	163,115,342.00	163,115,342.00	(1,246,345.55)	-	-	161,868,996.45	38,591,617.92	39,656,446.23	53,827,638.37	26,069,317.26	158,145,019.78	35,145,072.29	39,072,641.49	51,523,486.81	29,020,577.87	154,761,778.46	-	3,723,976.67	3,383,241.32	-
Salaries and Wages-Regular	50101010 01	144,752,000.00	16,771,013.00	161,523,013.00	161,523,013.00	(1,247,607.21)	-	-	160,275,405.79	38,544,011.02	39,403,792.34	53,162,295.96	25,441,329.80	156,551,429.12	35,099,127.69	38,853,338.60	51,038,837.17	28,257,525.00	153,248,828.46	-	3,723,976.67	3,302,600.66	-
Salaries and Wages-Contractual	50101020 00	250,000.00	1,342,329.00	1,592,329.00	1,592,329.00	1,261.66	-	-	1,593,590.66	47,606.90	252,653.89	665,342.41	627,987.46	1,593,590.66	45,944.60	219,302.89	484,649.64	763,052.87	1,512,950.00	-	-	80,640.66	-
Other Compensation		36,262,000.00	13,368,810.00	49,630,810.00	49,630,810.00	10,480,411.47	-	-	60,111,221.47	7,370,283.58	20,093,926.75	7,938,791.85	23,133,919.29	58,536,921.47	6,155,393.72	11,855,090.87	7,614,035.57	30,318,585.03	55,943,105.19	-	1,574,300.00	2,593,816.28	-
Personnel Economic Relief Allowance	50102010 01	8,808,000.00	570,774.00	9,378,774.00	9,378,774.00	14,372.59	-	-	9,393,146.59	2,259,880.87	2,286,635.91	3,047,019.15	1,413,562.40	9,007,098.33	2,086,621.70	2,225,842.76	2,897,908.85	1,619,143.42	8,829,516.73	-	386,048.26	177,581.60	-
Representation Allowance	50102020 00	5,472,000.00	1,676,000.00	7,148,000.00	7,148,000.00	629,250.00	-	-	7,777,250.00	1,823,875.00	1,909,500.00	2,662,625.00	1,381,250.00	7,777,250.00	1,573,250.00	1,962,750.00	2,543,000.00	1,418,750.00	7,487,750.00	-	-	289,500.00	-
Transportation Allowance	50102030 01	5,472,000.00	1,676,000.00	7,148,000.00	7,148,000.00	(679,125.00)	-	-	6,468,875.00	1,390,875.00	1,456,500.00	2,038,750.00	938,250.00	5,824,375.00	1,112,250.00	1,451,750.00	1,857,625.00	1,034,000.00	5,455,625.00	-	644,500.00	368,750.00	-
Clothing/Uniform Allowance	50102040 01	1,835,000.00	125,000.00	1,960,000.00	1,960,000.00	85,000.00	-	-	2,045,000.00	1,329,500.00	35,000.00	4,500.00	637,000.00	2,006,000.00	1,256,000.00	35,000.00	3,000.00	586,500.00	1,880,500.00	-	39,000.00	125,500.00	-
Subsistence Allowance	50102050 03	68,000.00	-	68,000.00	68,000.00	-	-	-	68,000.00	4,850.00	-	12,650.00	11,250.00	28,750.00	4,850.00	-	12,500.00	4,625.00	39,250.00	-	39,250.00	6,775.00	-
Laundry Allowance	50102060 04	6,000.00	-	6,000.00	6,000.00	-	-	-	6,000.00	702.25	-	1,895.41	1,592.04	4,189.71	702.26	-	1,881.79	681.80	3,265.85	-	1,810.29	923.86	-
Productivity Incentive Allowance	50102080 01	734,000.00	-	734,000.00	734,000.00	-	-	-	734,000.00	-	526,000.00	48,000.00	10,000.00	584,000.00	-	526,000.00	48,000.00	-	574,000.00	-	150,000.00	10,000.00	-
Other Bonuses and Allowances	50102990 00	-	-	-	-	-	-	-	-	-	-	-	-	-	-	-	-	-	-	-	-	-	-
Productivity Enhancement Incentive - Civilian	50102990 12	-	1,872,000.00	1,872,000.00	1,872,000.00	-	-	-	1,872,000.00	-	-	-	1,872,000.00	1,872,000.00	-	-	-	1,843,000.00	1,843,000.00	-	-	29,000.00	-
Performance Based Bonus - Civilian	50102990 14	-	5,695,000.00	5,695,000.00	5,695,000.00	-	-	-	5,695,000.00	-	-	-	5,695,000.00	5,695,000.00	-	-	-	5,165,000.00	5,165,000.00	-	-	530,000.00	-
Collective Negotiation Agreement Incentive - Civilian	50102990 11	-	-	-	-	9,700,000.00	-	-	9,700,000.00	-	-	-	9,700,000.00	9,700,000.00	-	-	-	9,285,000.00	9,285,000.00	-	-	415,000.00	-
Honoraria	50105100 01	-	-	-	-	73,522.86	-	-	73,522.86	8,729.95	13,290.84	44,026.04	7,476.03	73,522.86	8,729.95	13,290.84	44,026.04	7,476.03	73,522.86	-	-	-	-
Hazard Pay	50102110 01	-	-	-	-	197,312.28	-	-	197,312.28	31,664.50	-	79,326.25	86,321.53	197,312.28	-	31,664.50	79,326.25	31,829.50	142,820.25	-	-	54,492.03	-
Longevity Pay	50102120 01	-	-	-	-	-	-	-	-	-	-	-	-	-	-	-	-	-	-	-	-	-	-
Overtime Pay	50102130 01	-	-	-	-	460,078.74	-	-	460,078.74	520,206.00	-	-	(60,127.26)	460,078.74	112,989.81	152,942.27	126,767.64	63,875.35	456,575.07	-	-	3,503.67	-
Cash Gift	50102150 01	1,835,000.00	125,500.00	1,960,500.00	1,960,500.00	-	-	-	1,960,500.00	-	1,835,000.00	-	63,675.00	1,898,675.00	-	712,500.00	-	1,146,375.00	1,858,675.00	-	61,825.00	39,800.00	-
Year-End Bonus	50102140 01	12,032,000.00	1,628,536.00	13,660,536.00	13,660,536.00	-	-	-	13,660,536.00	-	12,032,000.00	-	1,376,699.55	13,408,699.55	-	4,753,350.50	-	8,112,328.93	12,865,679.43	-	251,866.45	542,990.12	-
Personnel Benefit Contributions		19,431,000.00	4,521,976.00	23,952,976.00	23,952,976.00	56,934.08	-	-	24,009,910.08	5,173,404.66	6,434,688.65	5,710,912.35	5,886,769.64	23,205,775.30	3,252,817.20	6,549,513.61	7,516,674.85	5,881,569.64	23,200,575.30	-	804,134.78	5,200.00	-
Retirement and Life Insurance Premiums	50103010 00	17,328,000.00	2,131,461.00	19,459,461.00	19,459,461.00	-	-	-	19,459,461.00	4,285,274.86	4,793,103.18	4,894,762.66	4,793,003.30	18,766,144.00	2,908,212.20	4,547,495.84	6,517,432.66	4,793,003.30	18,766,144.00	-	693,317.00	-	-
PAG-IBIG Contribution	50103020 01	442,000.00	28,800.00	470,800.00	470,800.00	1,450.00	-	-	472,250.00	106,400.00	115,900.00	115,750.00	114,000.00	452,050.00	71,200.00	112,000.00	154,850.00	114,000.00	452,050.00	-	20,200.00	-	-
Philhealth Contributions	50103030 01	1,220,000.00	89,376.00	1,309,376.00	1,309,376.00	(30,510.12)	-	-	1,278,865.88	298,100.00	314,225.00	311,487.50	312,037.50	1,235,850.00	201,237.50	306,162.50	416,412.50	312,037.50	1,235,850.00	-	43,015.88	-	-
ECIP Contributions	50103040 01	441,000.00	28,800.00	469,800.00	469,800.00	-	-	-	469,800.00	107,320.00	115,867.50	115,815.00	114,062.50	453,065.00	72,167.50	111,952.50	154,882.50	114,062.50	453,065.00	-	16,735.00	-	-
Retirement Gratuity	50104020 01	-	-	-	-	-	-	-	-	-	-	-	-	-	-	-	-	-	-	-	-	-	-
Terminal Leave Benefits	50104030 01	-	2,243,539.00	2,243,539.00	2,243,539.00	85,994.20	-	-	2,329,533.20	376,309.80	1,095,592.97	273,097.19	553,666.34	2,298,666.30	-	1,471,902.77	273,097.19	548,466.34	2,293,466.30	-	30,866.90	5,200.00	-
Other Personnel Benefits	50104990 99	-	-	-	-	409,000.00	-	-	409,000.00	95,000.00	174,000.00	95,000.00	45,000.00	409,000.00	95,000.00	169,000.00	100,000.00	45,000.00	409,000.00	-	-	-	-
Sub-Total, PS	50100000 00	200,695,000.00	36,004,128.00	236,699,128.00	236,699,128.00	9,700,000.00	-	-	246,399,128.00	51,230,306.16	66,359,061.63	67,572,342.57	55,135,006.19	240,296,716.55	44,648,283.21	57,646,245.97	66,754,197.23	65,265,732.54	234,314,458.95	-	6,102,411.45	5,982,257.60	-
MAINTENANCE AND OTHER OPERATING EXPENSES																							
Traveling Expenses		12,657,000.00	3,783,496.00	16,440,496.00	16,440,496.00	4,409,379.27	-	-	20,849,875.27	3,152,142.52	4,668,098.61	3,057,931.63	8,486,040.98	19,364,213.74	2,875,949.30	4,712,983.42	2,759,411.14	4,957,484.34	15,305,828.20	-	1,485,661.53	4,058,385.54	-
Traveling Expenses - Local	50201010 00	3,871,000.00	3,783,496.00	7,654,496.00	7,654,496.00	(908,785.50)	-	-	6,745,710.50	687,6													



**SUMMARY OF APPROPRIATIONS, ALLOTMENTS, OBLIGATIONS, DISBURSEMENTS AND BALANCES BY OBJECT OF EXPENDITURES**  
As of the Quarter Ending December 31, 2014

Department: Department of Finance  
Agency/Operating Unit: Office of the Secretary  
Organizational Code (UACS): 11 001 0000000  
Funding Source Code (as clustered): 101101, 104102, 101405 & 101407

<b>x</b>	Current Year Appropriations
	Supplemental Appropriations
	Continuing Appropriations

Particulars	UACS CODE	Appropriations			Allotments			Current Year Obligations						Current Year Disbursements					Balances				
		Authorized Appropriations	Adjustments (Transfer To/From, Realignment)	Adjusted Appropriations	Allotments Received	Adjustments (Withdrawal, Realignment)	Transfer To	Transfer From	Adjusted Total Allotments	1st Quarter ending March 31	2nd Quarter ending June 30	3rd Quarter ending Sept. 30	4th Quarter ending Dec. 31	Total	1st Quarter ending March 31	2nd Quarter ending June 30	3rd Quarter ending Sept. 30	4th Quarter ending Dec. 31	Total	Unreleased Appropriations	Unobligated Allotment	Unpaid Obligations (15-20)=(23+24)	
																						Due and Demandable	Not Yet Due and Demandable
1	2	3	4	5=(3+4)	6	7	8	9	10=[6+-(7)+8-9]	11	12	13	14	15=(11+12+13+14)	16	17	18	19	20=(16+17+18+19)	21=(5-6)	22=(10-15)	23	24
Transportation and Delivery Expenses	50299040 00	1,065,000.00	-	1,065,000.00	1,065,000.00	(1,000,000.00)	-	-	65,000.00	-	-	-	-	-	-	-	-	-	-	-	-	-	-
Subscription Expense	50299070 00	8,942,000.00	-	8,942,000.00	8,942,000.00	(7,646,750.72)	-	-	1,295,249.28	352,933.00	48,460.00	5,445.00	10,400.60	417,238.60	-	393,833.00	10,605.60	12,800.00	417,238.60	-	-	878,010.68	-
Survey Expenses	50207010 00	158,000.00	-	158,000.00	158,000.00	-	-	-	158,000.00	-	-	-	-	-	-	-	-	-	-	-	-	158,000.00	-
Professional Services		51,320,000.00	520,000.00	51,840,000.00	51,840,000.00	(6,041,142.41)	-	-	45,798,857.59	35,205,561.94	4,035,014.57	1,351,149.00	1,976,692.48	42,568,417.99	1,022,275.95	3,314,785.05	15,127,707.34	14,000,301.59	33,465,069.93	-	3,230,439.60	9,103,348.06	-
Legal Services	50211010 00	79,000.00	-	79,000.00	79,000.00	-	-	-	79,000.00	-	5,550.00	6,000.00	5,550.00	17,100.00	-	5,550.00	5,800.00	5,750.00	17,100.00	-	-	61,900.00	-
Auditing Expense	50211020 00	-	-	-	-	-	-	-	-	-	-	-	-	-	-	-	-	-	-	-	-	-	-
Consultancy Service	50211030 00	17,077,000.00	-	17,077,000.00	17,077,000.00	(4,194,517.34)	-	-	12,882,482.66	2,426,666.70	3,879,590.00	2,336,666.69	3,034,136.80	11,677,060.19	737,777.78	1,231,111.13	839,731.17	4,428,320.25	7,236,940.33	-	1,205,422.47	4,440,119.86	-
Other Professional Services	50211990 00	34,164,000.00	520,000.00	34,684,000.00	34,684,000.00	(1,846,625.07)	-	-	32,837,374.93	32,778,895.24	149,874.57	(991,517.69)	(1,062,994.32)	30,874,257.80	284,498.17	2,078,123.92	14,282,176.17	9,566,231.34	26,211,029.60	-	1,953,117.13	4,663,228.20	-
General Services	50212000 00	19,473,000.00	-	19,473,000.00	19,473,000.00	-	-	-	19,473,000.00	3,132,921.29	19,603.32	21,715,089.65	(5,775,569.95)	19,092,044.31	1,865,972.70	1,286,551.91	7,163,791.50	5,802,238.51	16,118,554.62	-	380,955.69	2,973,489.69	-
Janitorial	50212020 00	7,528,000.00	-	7,528,000.00	7,528,000.00	-	-	-	7,528,000.00	1,201,571.69	19,603.32	9,993,768.65	(3,844,220.39)	7,370,723.27	900,297.90	320,877.11	3,301,092.30	1,911,784.43	6,434,051.74	-	157,276.73	996,671.53	-
Security Services	50212030 00	11,945,000.00	-	11,945,000.00	11,945,000.00	-	-	-	11,945,000.00	1,931,349.60	-	11,721,321.00	(1,931,349.56)	11,721,321.04	965,674.80	965,674.80	3,862,699.20	3,890,454.08	9,684,502.88	-	223,678.96	2,036,818.16	-
Repairs and Maintenance		24,564,000.00	-	24,564,000.00	24,564,000.00	(6,230,290.00)	-	-	18,333,800.00	5,353,125.04	2,152,824.66	1,458,542.67	6,256,949.51	15,221,441.88	142,840.78	2,828,566.73	2,239,418.08	2,655,583.70	7,866,409.29	-	3,112,358.12	7,355,032.59	-
Repairs and Maint. - Office Buildings	50213040 01	14,647,000.00	-	14,647,000.00	14,647,000.00	(3,028,006.59)	-	-	11,618,993.41	5,198,134.04	1,909,349.00	798,921.00	2,916,663.55	10,823,067.59	-	2,586,910.85	1,717,560.34	2,250,053.88	6,554,524.87	-	795,925.82	4,268,542.72	-
Repair & Maint. - Other Land Improvements	50213020 99	-	-	-	-	1,328,006.59	-	-	1,328,006.59	-	-	-	1,328,006.59	1,328,006.59	-	-	-	-	-	-	-	1,328,006.59	-
Repair & Maint. - Office Equipment	50213050 02	971,000.00	-	971,000.00	971,000.00	(700,000.00)	-	-	271,000.00	3,900.00	-	-	-	3,900.00	-	3,900.00	-	-	3,900.00	-	267,100.00	-	-
Repair & Maint. - Furniture & Fixtures	50213070 00	971,000.00	-	971,000.00	971,000.00	(600,000.00)	-	-	371,000.00	-	-	-	139,297.30	139,297.30	-	-	-	-	-	-	231,702.70	139,297.30	-
Repair & Maint. - ICT Equipment	50213050 03	5,763,000.00	-	5,763,000.00	5,763,000.00	(2,930,200.00)	-	-	2,832,800.00	6,750.00	13,970.00	260,641.04	1,536,000.00	1,817,361.04	4,200.00	2,550.00	244,161.04	59,200.00	310,111.04	-	1,015,438.96	1,507,250.00	-
Repair & Maint. - Communication Equipment	50213050 07	190,000.00	-	190,000.00	190,000.00	-	-	-	190,000.00	-	-	-	-	-	-	-	-	-	-	-	-	-	-
Repair & Maint. - Disaster Response & Rescue Equipment	50213050 09	50,000.00	-	50,000.00	50,000.00	-	-	-	50,000.00	-	-	24,450.00	-	24,450.00	-	-	-	-	-	-	25,550.00	24,450.00	-
Repair & Maint. - Medical Equipment	50213050 11	50,000.00	-	50,000.00	50,000.00	-	-	-	50,000.00	-	-	-	-	-	-	-	-	-	-	-	50,000.00	-	-
Repair & Maint. - Other Machines and Equip't.	50213050 99	543,000.00	-	543,000.00	543,000.00	(200,000.00)	-	-	343,000.00	40,000.00	-	105,708.00	85,854.96	231,562.96	40,000.00	-	70,078.00	35,630.00	145,708.00	-	111,437.04	65,854.96	-
Repair & Maint. - Motor Vehicles	50213060 01	1,314,000.00	-	1,314,000.00	1,314,000.00	(100,000.00)	-	-	1,214,000.00	104,341.00	229,505.66	268,822.63	251,127.11	853,796.40	98,640.78	235,205.88	207,618.70	310,700.02	852,165.38	-	360,203.60	1,631.02	-
Repair & Maint. - Other Property, Plant & Equip't.	50213990 99	65,000.00	-	65,000.00	65,000.00	-	-	-	65,000.00	-	-	-	-	-	-	-	-	-	-	-	65,000.00	-	-
Confidential Expenses	50210010 00	1,000,000.00	-	1,000,000.00	1,000,000.00	-	-	-	1,000,000.00	-	-	-	-	-	-	-	-	-	-	-	1,000,000.00	-	-
Extraordinary & Miscellaneous Expenses	50210030 00	3,321,000.00	-	3,321,000.00	3,321,000.00	-	-	-	3,321,000.00	629,333.03	643,448.85	556,601.90	583,000.68	2,412,384.46	615,833.03	656,948.85	556,601.90	573,834.02	2,403,217.80	-	908,615.54	9,166.66	-
Taxes, Insurance Premiums and Other Fees		22,242,000.00	-	22,242,000.00	22,242,000.00	1,115,596.07	-	-	23,357,596.07	634,494.79	158,261.72	3,156,127.30	2,716,730.92	6,665,614.73	633,871.71	156,355.74	246,627.75	5,614,938.22	6,651,793.42	-	16,691,981.34	13,821.31	-
Taxes, Duties and Licenses	50215010 01	17,204,000.00	-	17,204,000.00	17,204,000.00	2,537,200.20	-	-	19,741,200.20	35,090.07	(860.15)	2,979,589.09	35,399.85	3,049,218.86	14,474.36	17,226.50	84,874.29	2,932,643.71	3,049,218.86	-	16,691,981.34	-	-
Fidelity Bond Premium	50215020 00	323,000.00	-	323,000.00	323,000.00	(189,128.75)	-	-	133,871.25	2,121.00	-	143,679.75	(11,929.50)	133,871.25	2,121.00	-	128,895.00	2,855.25	133,871.25	-	-	-	-
Insurance Expense	50215030 00	4,715,000.00	-	4,715,000.00	4,715,000.00	(1,232,475.38)	-	-	3,482,524.62	597,283.72	159,121.87	32,858.46	2,693,260.57	3,482,524.62	617,276.35	139,129.24	32,858.46	2,679,439.26	3,468,703.31	-	-	13,821.31	-
Other Maintenance & Operating Expenses	50299990 99	500,000.00	74,305,784.00	74,805,784.00	74,805,784.00	8,196,150.20	-	-	83,001,934.20	10,740,969.07	38,978,053.24	12,833,366.70	13,462,005.29	76,014,394.30	9,371,665.07	21,946,669.24	30,079,004.61	5,777,146.83	67,174,485.75	-	6,987,539.90	8,839,908.55	-
Sub-Total, MOOE	50200000 00	243,823,000.00	123,831,380.00	367,654,380.00	367,654,380.00	(9,700,000.00)	-	-	357,954,380.00	75,063,373.14	104,291,425.80	61,645,951.66	65,637,318.69	306,638,069.29	23,887,480.42	80,394,272.26	86,534,189.36	67,868,539.98	258,684,482.02	-	51,316,310.71	47,953,587.27	-
CAPITAL OUTLAY																							
Buildings and Other Structures Outlay			-	-	-	-	-	-	-	-	-	-	-	-	-	-	-	-	-	-	-	-	-
Office Buildings	50604040 01	-	-	-	-	-	-	-	-	-	-	-	-	-	-	-	-	-	-	-	-	-	-
Other Structures	50604040 99	-	-	-	-	-	-	-	-	-	-	-	-	-	-	-	-	-	-	-	-	-	-
Machinery and Equipment Outlay		10,443,000.00	-	10,443,000.00																			

SUMMARY OF APPROPRIATIONS, ALLOTMENTS, OBLIGATIONS, DISBURSEMENTS AND BALANCES BY OBJECT OF EXPENDITURES

As of the Quarter Ending December 31, 2014

Department: Department of Finance  
Agency/Operating Unit: Office of the Secretary  
Organizational Code (UACS): 11 001 0000000  
Funding Source Code (as clustered): 101101, 104102, 101405 & 101407

x	Current Year Appropriations
	Supplemental Appropriations
	Continuing Appropriations

Particulars	UACS CODE	Appropriations			Allotments				Current Year Obligations					Current Year Disbursements					Balances				
		Authorized Appropriations	Adjustments (Transfer To/From, Realignment)	Adjusted Appropriations	Allotments Received	Adjustments (Withdrawal, Realignment)	Transfer To	Transfer From	Adjusted Total Allotments	1st Quarter ending March 31	2nd Quarter ending June 30	3rd Quarter ending Sept. 30	4th Quarter ending Dec. 31	Total	1st Quarter ending March 31	2nd Quarter ending June 30	3rd Quarter ending Sept. 30	4th Quarter ending Dec. 31	Total	Unreleased Appropriations	Unobligated Allotment	Unpaid Obligations (15-20)=(23+24)	
																						Due and Demandable	Not Yet Due and Demandable
1	2	3	4	5=(3+4)	6	7	8	9	10=((6+7)+8+9)	11	12	13	14	15=(11+12+13+14)	16	17	18	19	20=(16+17+18+19)	21=(5-6)	22=(10-15)	23	24
A. AGENCY SPECIFIC BUDGET																							
PERSONNEL SERVICES																							
Salaries and Wages		145,002,000.00	-	145,002,000.00	145,002,000.00	(1,227,358.08)	-	-	143,774,641.92	38,591,617.92	39,656,446.23	53,827,638.37	7,974,962.73	140,050,665.25	35,145,072.29	39,072,641.49	51,523,486.81	12,142,501.06	137,883,701.65	-	3,723,976.67	2,166,963.60	
Salaries and Wages-Regular	50101010 01	144,752,000.00		144,752,000.00	144,752,000.00	(1,228,619.74)			143,523,380.26	38,544,011.02	39,403,792.34	53,162,295.96	8,689,304.27	139,799,403.59	35,099,127.69	38,853,338.60	51,038,837.17	12,641,136.53	137,632,439.99	-	3,723,976.67	2,166,963.60	
Salaries and Wages-Contractual	50101020 00	250,000.00		250,000.00	250,000.00	1,261.66			251,261.66	47,606.90	252,653.89	665,342.41	(714,341.54)	251,261.66	45,944.60	219,302.89	484,649.64	(498,635.47)	251,261.66	-	-	-	
Other Compensation		36,262,000.00	-	36,262,000.00	36,262,000.00	10,430,913.88	-	-	46,692,913.88	7,370,283.58	20,093,926.75	7,938,791.85	9,715,611.70	45,118,613.88	6,155,393.72	11,855,090.87	7,614,035.57	18,442,837.75	44,067,357.91	-	1,574,300.00	1,951,255.97	
Personnel Economic Relief Allowance	50102010 01	8,808,000.00		8,808,000.00	8,808,000.00				8,808,000.00	2,259,880.87	2,286,635.91	3,047,019.15	828,415.81	8,421,951.74	2,086,621.70	2,225,842.76	2,897,908.85	1,079,517.02	8,289,890.33	-	386,048.26	132,061.41	
Representation Allowance	50102020 00	5,472,000.00		5,472,000.00	5,472,000.00	577,250.00			6,049,250.00	1,823,875.00	1,909,500.00	2,662,625.00	(346,750.00)	6,049,250.00	1,573,250.00	1,952,750.00	2,543,000.00	(203,375.00)	5,885,625.00	-	-	183,625.00	
Transportation Allowance	50102030 01	5,472,000.00		5,472,000.00	5,472,000.00	(577,250.00)			4,894,750.00	1,390,875.00	1,456,500.00	2,038,750.00	(635,875.00)	4,250,250.00	1,112,250.00	1,451,750.00	1,857,625.00	(395,750.00)	4,025,875.00	-	644,500.00	224,375.00	
Clothing/Uniform Allowance	50102040 01	1,835,000.00		1,835,000.00	1,835,000.00				1,835,000.00	1,329,500.00	35,000.00	4,500.00	427,000.00	1,796,000.00	1,256,000.00	35,000.00	3,000.00	481,500.00	1,775,500.00	-	39,000.00	20,500.00	
Subsistence Allowance	50102050 03	68,000.00		68,000.00	68,000.00				68,000.00	4,850.00		12,650.00	11,250.00	28,750.00	4,850.00		12,500.00	4,625.00	21,975.00	-	39,250.00	6,775.00	
Laundry Allowance	50102060 04	6,000.00		6,000.00	6,000.00				6,000.00	702.26		1,895.41	1,592.04	4,189.71	702.26		1,881.79	681.80	3,265.85	-	1,810.29	923.86	
Productivity Incentive Allowance	50102080 01	734,000.00		734,000.00	734,000.00				734,000.00		526,000.00	48,000.00	10,000.00	584,000.00		526,000.00	48,000.00		574,000.00	-	150,000.00	10,000.00	
Other Bonuses and Allowances	50102990 00			-	-				-										-	-	-	-	
Productivity Enhancement Incentive - Civilian	50102990 12			-	-				-										-	-	-	-	
Performance Based Bonus - Civilian	50102990 14			-	-				-										-	-	-	-	
Collective Negotiation Agreement Incentive - Civilian	50102990 11			-	-	9,700,000.00			9,700,000.00				9,700,000.00	9,700,000.00				9,285,000.00	9,285,000.00	-	-	415,000.00	
Honoraria	50105100 01			-	-	73,522.86			73,522.86	8,729.95	13,290.84	44,026.04	7,476.03	73,522.86	8,729.95	13,290.84	44,026.04	7,476.03	73,522.86	-	-	-	
Hazard Pay	50102110 01			-	-	197,312.28			197,312.28	31,664.50		79,326.25	86,321.53	197,312.28		31,664.50	79,326.25	31,829.50	142,820.25	-	-	54,492.03	
Longevity Pay	50102120 01			-	-				-										-	-	-	-	
Overtime Pay	50102130 01			-	-	460,078.74			460,078.74	520,206.00			(60,127.26)	460,078.74	112,989.81	152,942.27	126,767.64	63,875.35	456,575.07	-	-	3,503.67	
Cash Gift	50102150 01	1,835,000.00		1,835,000.00	1,835,000.00				1,835,000.00		1,835,000.00		(61,825.00)	1,773,175.00		712,500.00		1,060,675.00	1,773,175.00	-	61,825.00	-	
Year-End Bonus	50102140 01	12,032,000.00		12,032,000.00	12,032,000.00				12,032,000.00		12,032,000.00		(251,866.45)	11,780,133.55		4,753,350.50		7,026,783.05	11,780,133.55	-	251,866.45	-	
Personnel Benefit Contributions		2,103,000.00	-	2,103,000.00	2,103,000.00	87,444.20	-	-	2,190,444.20	511,820.00	545,992.50	543,052.50	585,744.20	2,186,609.20	344,605.00	530,115.00	726,145.00	585,744.20	2,186,609.20	-	3,835.00	-	
Retirement and Life Insurance Premiums	50103010 00			-	-				-										-	-	-	-	
PAG-IBIG Contribution	50103020 01	442,000.00		442,000.00	442,000.00	1,450.00			443,450.00	106,400.00	115,900.00	115,750.00	105,400.00	443,450.00	71,200.00	112,000.00	154,850.00	105,400.00	443,450.00	-	-	-	
Philhealth Contributions	50103030 01	1,220,000.00		1,220,000.00	1,220,000.00				1,220,000.00	298,100.00	311,425.00	311,487.50	292,487.50	1,216,300.00	201,237.50	306,162.50	154,412.50	292,487.50	1,216,300.00	-	3,700.00	-	
ECIP Contributions	50103040 01	441,000.00		441,000.00	441,000.00				441,000.00	107,320.00	115,867.50	115,815.00	101,862.50	440,865.00	72,167.50	111,952.50	154,882.50	101,862.50	440,865.00	-	135.00	-	
Retirement Gratuity	50104020 01			-	-				-										-	-	-	-	
Terminal Leave Benefits	50104030 01			-	-	85,994.20			85,994.20				85,994.20	85,994.20				85,994.20	85,994.20	-	-	-	
Other Personnel Benefits	50104990 99			-	-	409,000.00			409,000.00	95,000.00	174,000.00	95,000.00	45,000.00	409,000.00	95,000.00	169,000.00	100,000.00	45,000.00	409,000.00	-	-	-	
Sub-Total, PS	50100000 00	183,367,000.00	-	183,367,000.00	183,367,000.00	9,700,000.00	-	-	193,067,000.00	46,568,721.50	60,470,365.48	62,404,482.72	18,321,318.63	187,764,888.33	41,740,071.01	51,626,847.36	59,963,667.38	31,216,083.01	184,546,668.76	-	5,302,111.67	3,218,219.57	-
MAINTENANCE AND OTHER OPERATING EXPENSES																							
Traveling Expenses		12,657,000.00	-	12,657,000.00	12,657,000.00	4,727,320.77	-	-	17,384,320.77	3,151,742.52	3,716,246.61	2,677,891.65	7,838,439.99	17,384,320.77	2,875,949.30	3,765,899.42	2,376,438.66	4,594,006.85	13,612,294.23	-	-	3,772,026.54	
Traveling Expenses - Local	50201010 00	3,871,000.00		3,871,000.00	3,871,000.00	(590,844.00)			3,280,156.00	686,963.40	891,790.56	988,711.15	712,690.89	3,280,156.00	589,638.00	946,103.68	938,232.27	711,247.81	3,185,221.76	-	-	94,934.24	
Traveling Expenses - Foreign	50201020 00	8,786,000.00		8,786,000.00	8,786,000.00	5,318,164.77			14,104,164.77	2,464,779.12	2,824,456.05	1,689,180.50	7,125,749.10	14,104,164.77	2,286,311.30	2,819,795.74	1,438,206.39	3,882,759.04	10,427,072.47	-	-	3,677,092.30	
Training Expenses	50202010 00	5,399,000.00		5,399,000.00	5,399,000.00	(956,538.09)			4,442,461.91	1,028,211.48	317,250.00	1,147,241.75	951,145.00	3,443,848.23	443,981.58	896,679.90	1,035,061.75	933,750.00	3,309,473.23	-	998,613.68	134,375.00	
Supplies and Materials Expenses		16,492,000.00	-	16,492,000.00	16,492,000.00	(1,000,000.00)	-	-	15,492,000.00	1,327,797.62	957,155.56	3,695,714.46	8,244,415.06	14,225,082.70	478,588.19	1,153,133.05	3,463,974.57	6,777,178.34	11,672,874.15	-	1,266,917.30	2,352,208.55	
Office Supplies Expense	50203010 00	10,550,000.00		10,550,000.00	10,550,000.00	(1,995,097.80)			8,554,902.20	467,664.88	80,203.97	2,638,872.95	7,450,408.83	14,225,082.70									



## SUMMARY OF APPROPRIATIONS, ALLOTMENTS, OBLIGATIONS, DISBURSEMENTS AND BALANCES BY OBJECT OF EXPENDITURES

As of the Quarter Ending December 31, 2014

Department: Department of Finance  
 Agency/Operating Unit: Office of the Secretary  
 Organizational Code (UACS): 11 001 0000000  
 Funding Source Code (as clustered): 101101, 104102, 101405 & 101407

x	Current Year Appropriations
	Supplemental Appropriations
	Continuing Appropriations

Particulars	UACS CODE	Appropriations			Allotments				Current Year Obligations					Current Year Disbursements					Balances				
		Authorized Appropriations	Adjustments (Transfer To/From, Realignment)	Adjusted Appropriations	Allotments Received	Adjustments (Withdrawal, Realignment)	Transfer To	Transfer From	Adjusted Total Allotments	1st Quarter ending March 31	2nd Quarter ending June 30	3rd Quarter ending Sept. 30	4th Quarter ending Dec. 31	Total	1st Quarter ending March 31	2nd Quarter ending June 30	3rd Quarter ending Sept. 30	4th Quarter ending Dec. 31	Total	Unreleased Appropriations	Unobligated Allotment	Unpaid Obligations (15-20)=(23+24)	
																						Due and Demandable	Not Yet Due and Demandable
1	2	3	4	5=(3+4)	6	7	8	9	10=(6+7)	11	12	13	14	15=(11+12+13+14)	16	17	18	19	20=(16+17+18+19)	21=(5-6)	22=(10-15)	23	24
Transportation and Delivery Expenses	50299040 00	1,065,000.00	-	1,065,000.00	1,065,000.00	(1,000,000.00)	-	-	65,000.00	-	-	-	-	-	-	-	-	-	-	-	-	65,000.00	-
Subscription Expense	50299070 00	8,942,000.00	-	8,942,000.00	8,942,000.00	(7,646,750.72)	-	-	1,295,249.28	352,933.00	48,460.00	5,445.00	10,400.60	417,238.60	-	393,833.00	10,605.60	12,800.00	417,238.60	-	-	878,010.68	-
Survey Expenses	50207010 00	158,000.00	-	158,000.00	158,000.00	-	-	-	158,000.00	-	-	-	-	-	-	-	-	-	-	-	-	158,000.00	-
Professional Services	50211010 00	51,320,000.00	-	51,320,000.00	51,320,000.00	(7,761,142.41)	-	-	43,558,857.59	34,755,561.94	2,635,014.57	1,351,149.00	1,586,692.48	40,328,417.99	1,022,275.95	3,314,785.05	13,727,707.34	13,610,301.59	31,675,069.93	-	3,230,439.60	8,653,348.06	-
Legal Services	50211020 00	79,000.00	-	79,000.00	79,000.00	-	-	-	79,000.00	-	5,550.00	6,000.00	5,550.00	17,100.00	-	5,550.00	5,800.00	5,750.00	17,100.00	-	-	61,900.00	-
Auditing Expense	50211030 00	17,077,000.00	-	17,077,000.00	17,077,000.00	(4,194,517.34)	-	-	12,882,482.66	2,426,666.70	3,879,590.00	2,336,666.69	3,034,136.80	11,677,060.19	737,777.78	1,231,111.13	839,731.17	4,428,320.25	7,236,940.33	-	1,205,422.47	4,440,119.86	-
Consultancy Service	50211990 00	34,164,000.00	-	34,164,000.00	34,164,000.00	(3,566,625.07)	-	-	30,597,374.93	32,328,895.24	(1,250,125.43)	(991,517.69)	28,634,257.80	28,634,257.80	284,498.17	2,078,123.92	12,882,176.17	9,176,231.34	24,421,029.60	-	1,963,117.13	4,213,228.20	-
Other Professional Services	50212000 00	19,473,000.00	-	19,473,000.00	19,473,000.00	-	-	-	19,473,000.00	3,132,921.29	19,603.32	21,715,089.65	(5,775,569.95)	19,092,044.31	1,865,972.70	1,286,551.91	7,163,791.50	5,802,238.51	16,118,554.62	-	380,955.69	2,973,489.69	-
Janitorial	50212020 00	7,528,000.00	-	7,528,000.00	7,528,000.00	-	-	-	7,528,000.00	1,201,571.69	19,603.32	9,993,768.65	(3,844,220.39)	7,370,723.27	900,297.90	320,877.11	3,301,092.30	1,911,784.43	6,434,051.74	-	157,276.73	936,671.53	-
Security Services	50212030 00	11,945,000.00	-	11,945,000.00	11,945,000.00	-	-	-	11,945,000.00	1,931,349.60	-	11,721,321.00	(1,831,349.56)	11,721,321.04	965,674.80	965,674.80	3,890,458.08	9,684,502.88	9,684,502.88	-	223,678.96	2,036,818.16	-
Repairs and Maintenance	50213040 01	24,564,000.00	-	24,564,000.00	24,564,000.00	(6,300,000.00)	-	-	18,264,000.00	5,353,125.04	2,152,824.66	1,458,542.67	6,187,149.51	15,151,641.88	142,840.78	2,828,566.73	2,239,418.08	2,655,583.70	7,866,409.29	-	3,112,358.12	7,285,232.59	-
Repairs and Maint. - Office Buildings	50213020 99	14,647,000.00	-	14,647,000.00	14,647,000.00	(3,028,006.59)	-	-	11,618,993.41	5,198,134.04	1,909,349.00	798,921.00	2,916,663.55	10,823,067.59	-	2,586,910.85	1,717,560.34	2,250,053.68	6,554,524.87	-	795,925.82	4,268,542.72	-
Repair & Maint. - Other Land Improvements	50213050 02	971,000.00	-	971,000.00	971,000.00	(700,000.00)	-	-	271,000.00	3,900.00	-	-	3,900.00	3,900.00	-	3,900.00	-	-	3,900.00	-	-	267,100.00	-
Repair & Maint. - Furniture & Fixtures	50213070 00	971,000.00	-	971,000.00	971,000.00	(600,000.00)	-	-	371,000.00	-	-	-	139,297.30	139,297.30	-	-	-	-	139,297.30	-	-	139,297.30	-
Repair & Maint. - ICT Equipment	50213050 03	5,763,000.00	-	5,763,000.00	5,763,000.00	(3,000,000.00)	-	-	2,763,000.00	6,750.00	13,970.00	260,641.04	1,466,200.00	1,747,561.04	4,200.00	2,550.00	244,161.04	59,200.00	310,111.04	-	1,015,438.96	1,437,450.00	-
Repair & Maint. - Communication Equipment	50213050 07	190,000.00	-	190,000.00	190,000.00	-	-	-	190,000.00	-	-	-	-	-	-	-	-	-	-	-	-	190,000.00	-
Repair & Maint. - Disaster Response & Rescue Equipment	50213050 09	50,000.00	-	50,000.00	50,000.00	-	-	-	50,000.00	-	-	24,450.00	-	24,450.00	-	-	-	-	-	-	-	25,550.00	24,450.00
Repair & Maint. - Medical Equipment	50213050 11	50,000.00	-	50,000.00	50,000.00	-	-	-	50,000.00	-	-	-	-	-	-	-	-	-	-	-	-	50,000.00	-
Repair & Maint. - Other Machineries and Equip't.	50213050 99	543,000.00	-	543,000.00	543,000.00	(200,000.00)	-	-	343,000.00	40,000.00	-	105,708.00	85,854.96	231,562.96	40,000.00	-	70,078.00	35,630.00	145,708.00	-	111,437.04	85,854.96	-
Repair & Maint. - Motor Vehicles	50213060 01	1,314,000.00	-	1,314,000.00	1,314,000.00	(100,000.00)	-	-	1,214,000.00	104,341.00	229,505.66	268,822.63	251,127.11	853,796.40	98,640.78	235,205.88	207,618.70	310,700.02	652,165.38	-	360,203.60	1,631.02	-
Repair & Maint. - Other Property, Plant & Equip't.	50213990 99	65,000.00	-	65,000.00	65,000.00	-	-	-	65,000.00	-	-	-	-	-	-	-	-	-	-	-	-	65,000.00	-
Confidential Expenses	50210010 00	1,000,000.00	-	1,000,000.00	1,000,000.00	-	-	-	1,000,000.00	-	-	-	-	-	-	-	-	-	-	-	-	1,000,000.00	-
Extraordinary & Miscellaneous Expenses	50210030 00	3,321,000.00	-	3,321,000.00	3,321,000.00	-	-	-	3,321,000.00	629,333.03	643,448.85	556,601.90	583,000.68	2,412,384.46	615,833.03	656,948.85	556,601.90	573,834.02	2,403,217.80	-	906,615.54	9,166.66	-
Taxes, Insurance Premiums and Other Fees	50215010 01	22,242,000.00	-	22,242,000.00	22,242,000.00	1,008,900.36	-	-	23,250,900.36	634,494.79	51,566.01	3,156,127.30	2,716,730.92	6,558,919.02	633,871.71	49,660.03	246,627.75	5,614,938.22	6,545,097.71	-	16,691,981.34	13,821.31	-
Taxes, Duties and Licenses	50215020 00	323,000.00	-	323,000.00	323,000.00	(189,126.75)	-	-	133,871.25	2,121.00	-	143,679.75	(11,929.50)	133,871.25	2,121.00	-	128,895.00	2,855.25	133,871.25	-	-	-	-
Fidelity Bond Premium	50215030 00	4,715,000.00	-	4,715,000.00	4,715,000.00	(1,339,171.09)	-	-	3,375,828.91	597,283.72	52,426.16	2,693,260.57	3,375,828.91	617,276.35	32,433.53	32,433.53	2,679,439.26	3,362,007.60	-	-	-	13,821.31	-
Other Maintenance & Operating Expenses	50299990 99	500,000.00	-	500,000.00	500,000.00	21,000,555.02	-	-	21,500,555.02	4,882,245.07	3,424,232.24	4,529,884.48	8,664,193.23	21,500,555.02	3,514,467.07	4,622,770.24	4,135,474.39	3,386,084.77	15,658,796.47	-	-	5,841,758.55	-
Sub-Total, MOOE	50200000 00	243,823,000.00	-	243,823,000.00	243,823,000.00	(9,700,000.00)	-	-	234,123,000.00	66,769,530.14	23,676,174.51	50,625,568.84	55,219,997.20	196,291,270.69	16,365,282.42	30,369,219.57	46,633,048.44	62,280,878.49	155,648,428.92	-	37,831,729.31	40,642,841.77	-
CAPITAL OUTLAY																							
Buildings and Other Structures Outlay																							
Office Buildings	50604040 01	-	-	-	-	-	-	-	-	-	-	-	-	-	-	-	-	-	-	-	-	-	-
Other Structures	50604040 99	-	-	-	-	-	-	-	-	-	-	-	-	-	-	-	-	-	-	-	-	-	-
Machinery and Equipment Outlay																							
Office Equipment	50604050 02	443,000.00	-	443,000.00	443,000.00	(199,162.32)	-	-	243,837.68	1,550.00	38,665.00	47,318.56	375,180.00	462,713.56	-	20,215.00	25,152.72	369,895.84	415,263.56	-	0.00	47,450.00	-
ICT Equipment	50604050 03	-	-	-	-	(38,165.00)	-	-	38,165.00	-	-	-	18,665.00	18,665.00	-	18,665.00	-	-	18,665.00	-	-	26,450.00	-
Communication Equipment	50604050 07	-	-	-	-	(91,760.88)	-	-	91,760.88	-	-	-	20,000.00	14,010.88	-	-	-	-	18,665.00	-	-	19,500.00	-
Disaster Response and Rescue Equipment	50604050 09	-	-	-	-	(1,500.00)	-	-	1,500.00	-	-	-	-	-	-	-	-	-	-	-	-	1,500.00	-
Medical Equipment	50604050 11	-	-	-	-	-	-	-	-	-	-	-	-	-	-	-	-	-	-	-	-	-	-
Other Machineries & Equipment	50604050 99	10,000,000.00	-	10,000,000.00	10,000,000.00	(9,912,550.00)	-	-	87,450.00	1,550.00	-	12,000.00	73,900.00	87,450.00	-	1,550.00	-	85,900.00	87,450.00	-	-	-	-
Transportation Equipment Outlay																							
Motor Vehicles	50604060 01	-	-	-	-	(10,000,000.00)	-	-	10,000,000.00	-	-	-	7,746,500.00	7,746,500.00	-	-	-	7,746,500.00	7,746,500.00	-	2,253,500.00	-	-
Furniture, Fixtures and Books Outlay																							
Furniture and Fixture	50604070 01	1,125,000.00	-	1,125,000.00	1,125,000.00	(19,713.56)	-	-	1,105,286.44	39,540.00	239,392.00	128,155.20	156,359.00	563,446.20	-	-	153,692.00	106,599.20	260,291.20	-	541,840.24	383,155.00	-
Books	50604070 02	486,000.00	-	486,000.00	486,000.00	(19,713.56)	-	-	466,286.44	39,540.00	8,000.00	128,155.20	46,092.00	221,787.20	-	-	49,087.20	49,087.20	244,499.				

SUMMARY OF APPROPRIATIONS, ALLOTMENTS, OBLIGATIONS, DISBURSEMENTS AND BALANCES BY OBJECT OF EXPENDITURES  
As of the Quarter Ending December 31, 2014

Department: Department of Finance  
Agency/Operating Unit: Office of the Secretary  
Organizational Code (UACS): 11 001 0000000  
Funding Source Code (as clustered): 101101, 104102, 101405 & 101407

x	Current Year Appropriations
	Supplemental Appropriations
	Continuing Appropriations

Particulars	UACS CODE	Appropriations			Allotments					Current Year Obligations					Current Year Disbursements					Balances			
		Authorized Appropriations	Adjustments (Transfer To/From, Realignment)	Adjusted Appropriations	Allotments Received	Adjustments (Withdrawal, Realignment)	Transfer To	Transfer From	Adjusted Total Allotments	1st Quarter ending March 31	2nd Quarter ending June 30	3rd Quarter ending Sept. 30	4th Quarter ending Dec. 31	Total	1st Quarter ending March 31	2nd Quarter ending June 30	3rd Quarter ending Sept. 30	4th Quarter ending Dec. 31	Total	Unreleased Appropriations	Unobligated Allotment	Unpaid Obligations (15-20)=(23+24)	
																						Due and Demandable	Not Yet Due and Demandable
1	2	3	4	5=(3+4)	6	7	8	9	10=(6+(-)(7)+4+9)	11	12	13	14	15=(11+12+13+14)	16	17	18	19	20=(16+17+18+19)	21=(5-6)	22=(10-15)	23	24
<b>B. AUTOMATIC APPROPRIATIONS</b>																							
<b>PERSONNEL SERVICES</b>																							
Salaries and Wages		-	-	-	-	-	-	-	-	-	-	-	-	-	-	-	-	-	-	-	-	-	-
Salaries and Wages-Regular	50101010 01			-	-				-					-					-			-	
Salaries and Wages-Contractual	50101020 00			-	-				-					-					-			-	
Other Compensation		-	-	-	-		-	-	-	-	-	-	-	-	-	-	-	-	-				
Personnel Economic Relief Allowance	50102010 01			-	-				-					-					-			-	
Representation Allowance	50102020 00			-	-				-					-					-			-	
Transportation Allowance	50102030 01			-	-				-					-					-			-	
Clothing/Uniform Allowance	50102040 01			-	-				-					-					-			-	
Subsistence Allowance	50102050 03			-	-				-					-					-			-	
Laundry Allowance	50102060 04			-	-				-					-					-			-	
Productivity Incentive Allowance	50102080 01			-	-				-					-					-			-	
Other Bonuses and Allowances	50102990 00			-	-				-					-					-			-	
Productivity Enhancement Incentive - Civilian	50102990 12			-	-				-					-					-			-	
Performance Based Bonus - Civilian	50102990 14			-	-				-					-					-			-	
Collective Negotiation Agreement Incentive - Civilian	50102990 11			-	-				-					-					-			-	
Honoraria	50105100 01			-	-				-					-					-			-	
Hazard Pay	50102110 01			-	-				-					-					-			-	
Longevity Pay	50102120 01			-	-				-					-					-			-	
Overtime Pay	50102130 01			-	-				-					-					-			-	
Cash Gift	50102150 01			-	-				-					-					-			-	
Year-End Bonus	50102140 01			-	-				-					-					-			-	
Personnel Benefit Contributions		17,328,000.00	-	17,328,000.00	17,328,000.00	-	-	-	17,328,000.00	4,285,274.86	4,793,103.18	4,894,762.66	2,661,542.30	16,634,683.00	2,908,212.20	4,547,495.84	6,517,432.66	2,661,542.30	16,634,683.00	-	693,317.00	-	-
Retirement and Life Insurance Premiums	50103010 00	17,328,000.00		17,328,000.00	17,328,000.00				17,328,000.00	4,285,274.86	4,793,103.18	4,894,762.66	2,661,542.30	16,634,683.00	2,908,212.20	4,547,495.84	6,517,432.66	2,661,542.30	16,634,683.00	-	693,317.00	-	-
PAG-IBIG Contribution	50103020 01			-	-				-					-					-			-	
Philhealth Contributions	50103030 01			-	-				-					-					-			-	
ECIP Contributions	50103040 01			-	-				-					-					-			-	
Retirement Gratuity	50104020 01			-	-				-					-					-			-	
Terminal Leave Benefits	50104030 01			-	-				-					-					-			-	
Other Personnel Benefits	50104990 99			-	-				-					-					-			-	
Sub-Total, PS	50100000 00	17,328,000.00	-	17,328,000.00	17,328,000.00	-	-	-	17,328,000.00	4,285,274.86	4,793,103.18	4,894,762.66	2,661,542.30	16,634,683.00	2,908,212.20	4,547,495.84	6,517,432.66	2,661,542.30	16,634,683.00	-	693,317.00	-	-
<b>MAINTENANCE AND OTHER OPERATING EXPENSES</b>																							
Traveling Expenses		-	-	-	-	-	-	-	-	-	-	-	-	-	-	-	-	-	-	-	-	-	-
Traveling Expenses - Local	50201010 00			-	-				-					-					-			-	
Traveling Expenses - Foreign	50201020 00			-	-				-					-					-			-	
Training Expenses	50202010 00			-	-				-					-					-			-	
Supplies and Materials Expenses		-	-	-	-	-	-	-	-	-	-	-	-	-	-	-	-	-	-	-	-	-	-
Office Supplies Expense	50203010 00			-	-				-					-					-			-	
Accountable Forms Expenses	50203020 00			-	-				-					-					-			-	
Drugs and Medicines	50203070 00			-	-				-					-					-			-	
Medical, Dental and Laboratory Supplies Expense	50203080 00			-	-				-					-					-			-	
Fuel, Oil and Lubricants	50203090 00			-	-				-					-					-			-	
Other Supplies & Materials Expense	50203990 00			-	-				-					-					-			-	
Utility Expenses		-	-	-	-	-	-	-	-	-	-	-	-	-	-	-	-	-	-	-	-	-	-
Water Expenses	50204010 00			-	-				-					-					-			-	
Electricity Expenses	50204020 00			-	-				-					-					-			-	
Communication Expenses		-	-	-	-	-	-	-	-	-	-	-	-	-	-	-	-	-	-	-	-	-	-
Postage and Courier Services	50205010 00			-	-				-					-					-			-	
Telephone Expenses - Landline	50205020 02			-	-				-					-					-			-	
Telephone Expenses - Mobile	50205020 01			-	-				-					-					-			-	
Internet Subscription Expenses	50205030 00			-	-				-					-					-			-	
Membership Dues and Contributions	50299060 00			-	-				-					-					-			-	
Advertising Expense	50299010 00			-	-				-					-					-			-	
Printing and Publication Expense	50299020 00			-	-				-					-					-			-	
Rent Expense	50299050 00			-	-				-					-					-			-	
Representation Expenses	50299030 00			-	-				-					-					-			-	



SUMMARY OF APPROPRIATIONS, ALLOTMENTS, OBLIGATIONS, DISBURSEMENTS AND BALANCES BY OBJECT OF EXPENDITURES  
As of the Quarter Ending December 31, 2014

Department: Department of Finance  
Agency/Operating Unit: Office of the Secretary  
Organizational Code (UACS): 11 001 0000000  
Funding Source Code (as clustered): 101101, 104102, 101405 & 101407

x	Current Year Appropriations
	Supplemental Appropriations
	Continuing Appropriations

Particulars	UACS CODE 1A	Appropriations			Allotments					Current Year Obligations					Current Year Disbursements					Balances			
		Authorized Appropriations	Adjustments (Transfer To/From, Realignment)	Adjusted Appropriations	Allotments Received	Adjustments (Withdrawal, Realignment)	Transfer To	Transfer From	Adjusted Total Allotments	1st Quarter ending March 31	2nd Quarter ending June 30	3rd Quarter ending Sept. 30	4th Quarter ending Dec. 31	Total	1st Quarter ending March 31	2nd Quarter ending June 30	3rd Quarter ending Sept. 30	4th Quarter ending Dec. 31	Total	Unreleased Appropriations	Unobligated Allotment	Unpaid Obligations (15-20)=(23+24)	
																						Due and Demandable	Not Yet Due and Demandable
1	2	3	4	5=(3+4)	6	7	8	9	10=([6+(-)]7)-8+9]	11	12	13	14	15=(11+12+13+14)	16	17	18	19	20=(16+17+18+19)	21=(5-6)	22=(10-15)	23	24
Transportation and Delivery Expenses	50299040 00			-	-				-					-					-	-	-	-	
Subscription Expense	50299070 00			-	-				-					-					-	-	-	-	
Survey Expenses	50207010 00			-	-				-					-					-	-	-	-	
Professional Services		-	-	-	-	-	-	-	-	-	-	-	-	-	-	-	-	-	-	-	-	-	-
Legal Services	50211010 00			-	-				-					-					-	-	-	-	
Auditing Expense	50211020 00			-	-				-					-					-	-	-	-	
Consultancy Service	50211030 00			-	-				-					-					-	-	-	-	
Other Professional Services	50211990 00			-	-				-					-					-	-	-	-	
General Services	50212000 00	-	-	-	-	-	-	-	-	-	-	-	-	-	-	-	-	-	-	-	-	-	-
Janitorial	50212020 00			-	-				-					-					-	-	-	-	
Security Services	50212030 00			-	-				-					-					-	-	-	-	
Repairs and Maintenance		-	-	-	-	-	-	-	-	-	-	-	-	-	-	-	-	-	-	-	-	-	-
Repairs and Maint. - Office Buildings	50213040 01			-	-				-					-					-	-	-	-	
Repair & Maint. - Other Land Improvements	50213020 99			-	-				-					-					-	-	-	-	
Repair & Maint. - Office Equipment	50213050 02			-	-				-					-					-	-	-	-	
Repair & Maint. - Furniture & Fixtures	50213070 00			-	-				-					-					-	-	-	-	
Repair & Maint. - ICT Equipment	50213050 03			-	-				-					-					-	-	-	-	
Repair & Maint. - Communication Equipment	50213050 07			-	-				-					-					-	-	-	-	
Repair & Maint. - Disaster Response & Rescue Equipment	50213050 09			-	-				-					-					-	-	-	-	
Repair & Maint. - Medical Equipment	50213050 11			-	-				-					-					-	-	-	-	
Repair & Maint. - Other Machineries and Equip't.	50213050 99			-	-				-					-					-	-	-	-	
Repair & Maint. - Motor Vehicles	50213060 01			-	-				-					-					-	-	-	-	
Repair & Maint. - Other Property, Plant & Equip't.	50213990 99			-	-				-					-					-	-	-	-	
Confidential Expenses	50210010 00			-	-				-					-					-	-	-	-	
Extraordinary & Miscellaneous Expenses	50210030 00			-	-				-					-					-	-	-	-	
Taxes, Insurance Premiums and Other Fees		-	-	-	-	-	-	-	-	-	-	-	-	-	-	-	-	-	-	-	-	-	-
Taxes, Duties and Licenses	50215010 01			-	-				-					-					-	-	-	-	
Fidelity Bond Premium	50215020 00			-	-				-					-					-	-	-	-	
Insurance Expense	50215030 00			-	-				-					-					-	-	-	-	
Other Maintenance & Operating Expenses	50299990 99			-	-				-					-					-	-	-	-	
Sub-Total, MOOE	50200000 00	-	-	-	-	-	-	-	-	-	-	-	-	-	-	-	-	-	-	-	-	-	-
CAPITAL OUTLAY																							
Buildings and Other Structures Outlay		-	-	-	-	-	-	-	-	-	-	-	-	-	-	-	-	-	-	-	-	-	-
Office Buildings	50604040 01			-	-				-					-					-	-	-	-	
Other Structures	50604040 99			-	-				-					-					-	-	-	-	
Machinery and Equipment Outlay		-	-	-	-	-	-	-	-	-	-	-	-	-	-	-	-	-	-	-	-	-	-
Office Equipment	50604050 02			-	-				-					-					-	-	-	-	
ICT Equipment	50604050 03			-	-				-					-					-	-	-	-	
Communication Equipment	50604050 07			-	-				-					-					-	-	-	-	
Disaster Response and Rescue Equipment	50604050 09			-	-				-					-					-	-	-	-	
Medical Equipment	50604050 11			-	-				-					-					-	-	-	-	
Other Machineries & Equipment	50604050 99			-	-				-					-					-	-	-	-	
Transportation Equipment Outlay																							
Motor Vehicles	50604060 01			-	-				-					-					-	-	-	-	
Furniture, Fixtures and Books Outlay		-	-	-	-	-	-	-	-	-	-	-	-	-	-	-	-	-	-	-	-	-	-
Furniture and Fixture	50604070 01			-	-				-					-					-	-	-	-	
Books	50604070 02			-	-				-					-					-	-	-	-	
Other Property, Plant & Equipment	50604090 99			-	-				-					-					-	-	-	-	
Sub-Total, CO	50600000 00	-	-	-	-	-	-	-	-	-	-	-	-	-	-	-	-	-	-	-	-	-	-
TOTAL, Automatic Appropriations		17,328,000.00	-	17,328,000.00	17,328,000.00	-	-	-	17,328,000.00	4,285,274.86	4,793,103.18	4,894,762.66	2,661,542.30	16,634,683.00	2,908,212.20	4,547,495.84	6,517,432.66	2,661,542.30	16,634,683.00	-	693,317.00	-	-

SUMMARY OF APPROPRIATIONS, ALLOTMENTS, OBLIGATIONS, DISBURSEMENTS AND BALANCES BY OBJECT OF EXPENDITURES  
As of the Quarter Ending December 31, 2014

Department: Department of Finance  
Agency/Operating Unit: Office of the Secretary  
Organizational Code (UACS): 11 001 0000000  
Funding Source Code (as clustered): 101101, 104102, 101405 & 101407

x	Current Year Appropriations
	Supplemental Appropriations
	Continuing Appropriations

Particulars	UACS CODE	Appropriations			Allotments					Current Year Obligations					Current Year Disbursements					Balances			
		Authorized Appropriations	Adjustments (Transfer To/From, Realignment)	Adjusted Appropriations	Allotments Received	Adjustments (Withdrawal, Realignment)	Transfer To	Transfer From	Adjusted Total Allotments	1st Quarter ending March 31	2nd Quarter ending June 30	3rd Quarter ending Sept. 30	4th Quarter ending Dec. 31	Total	1st Quarter ending March 31	2nd Quarter ending June 30	3rd Quarter ending Sept. 30	4th Quarter ending Dec. 31	Total	Unreleased Appropriations	Unobligated Allotment	Unpaid Obligations (15-20)=(23+24)	
																						Due and Demandable	Not Yet Due and Demandable
1	2	3	4	5=(3+4)	6	7	8	9	10=(6+7-9)	11	12	13	14	15=(11+12+13+14)	16	17	18	19	20=(16+17+18+19)	21=(5-6)	22=(10-15)	23	24
<b>C. SPECIAL PURPOSE FUNDS</b>																							
<b>Pension and Gratuity Fund</b>																							
<b>PERSONNEL SERVICES</b>																							
<b>Salaries and Wages</b>		-	-	-	-	-	-	-	-	-	-	-	-	-	-	-	-	-	-	-	-	-	-
Salaries and Wages-Regular	50101010 01			-	-				-					-					-			-	
Salaries and Wages-Contractual	50101020 00			-	-				-					-					-			-	
<b>Other Compensation</b>		-	-	-	-	-	-	-	-	-	-	-	-	-	-	-	-	-	-	-	-	-	-
Personnel Economic Relief Allowance	50102010 01			-	-				-					-					-			-	
Representation Allowance	50102020 00			-	-				-					-					-			-	
Transportation Allowance	50102030 01			-	-				-					-					-			-	
Clothing/Uniform Allowance	50102040 01			-	-				-					-					-			-	
Subsistence Allowance	50102050 03			-	-				-					-					-			-	
Laundry Allowance	50102060 04			-	-				-					-					-			-	
Productivity Incentive Allowance	50102080 01			-	-				-					-					-			-	
Other Bonuses and Allowances	50102990 00			-	-				-					-					-			-	
Productivity Enhancement Incentive - Civilian	50102990 12			-	-				-					-					-			-	
Performance Based Bonus - Civilian	50102990 14			-	-				-					-					-			-	
Collective Negotiation Agreement Incentive - Civilian	50102990 11			-	-				-					-					-			-	
Honoraria	50105100 01			-	-				-					-					-			-	
Hazard Pay	50102110 01			-	-				-					-					-			-	
Longevity Pay	50102120 01			-	-				-					-					-			-	
Overtime Pay	50102130 01			-	-				-					-					-			-	
Cash Gift	50102150 01			-	-				-					-					-			-	
Year-End Bonus	50102140 01			-	-				-					-					-			-	
<b>Personnel Benefit Contributions</b>		-	2,243,539.00	2,243,539.00	2,243,539.00	-	-	-	2,243,539.00	376,309.80	1,095,592.97	273,097.19	467,672.14	2,212,672.10	-	1,471,902.77	273,097.19	462,472.14	2,207,472.10	-	30,866.90	5,200.00	-
Retirement and Life Insurance Premiums	50103010 00			-	-				-					-					-			-	
PAG-IBIG Contribution	50103020 01			-	-				-					-					-			-	
Philhealth Contributions	50103030 01			-	-				-					-					-			-	
ECIP Contributions	50103040 01			-	-				-					-					-			-	
Retirement Gratuity	50104020 01			-	-				-					-					-			-	
Terminal Leave Benefits	50104030 01		2,243,539.00	2,243,539.00	2,243,539.00				2,243,539.00	376,309.80	1,095,592.97	273,097.19	467,672.14	2,212,672.10		1,471,902.77	273,097.19	462,472.14	2,207,472.10	-	30,866.90	5,200.00	-
<b>Other Personnel Benefits</b>	50104990 99			-	-				-					-					-			-	
<b>Sub-Total, PS</b>	50100000 00	-	2,243,539.00	2,243,539.00	2,243,539.00	-	-	-	2,243,539.00	376,309.80	1,095,592.97	273,097.19	467,672.14	2,212,672.10	-	1,471,902.77	273,097.19	462,472.14	2,207,472.10	-	30,866.90	5,200.00	-
<b>MAINTENANCE AND OTHER OPERATING EXPENSES</b>																							
<b>Traveling Expenses</b>		-	-	-	-	-	-	-	-	-	-	-	-	-	-	-	-	-	-	-	-	-	-
Traveling Expenses - Local	50201010 00			-	-				-					-					-			-	
Traveling Expenses - Foreign	50201020 00			-	-				-					-					-			-	
<b>Training Expenses</b>	50202010 00			-	-				-					-					-			-	
<b>Supplies and Materials Expenses</b>		-	-	-	-	-	-	-	-	-	-	-	-	-	-	-	-	-	-	-	-	-	-
Office Supplies Expense	50203010 00			-	-				-					-					-			-	
Accountable Forms Expenses	50203020 00			-	-				-					-					-			-	
Drugs and Medicines	50203070 00			-	-				-					-					-			-	
Medical, Dental and Laboratory Supplies Expense	50203080 00			-	-				-					-					-			-	
Fuel, Oil and Lubricants	50203090 00			-	-				-					-					-			-	
Other Supplies & Materials Expense	50203990 00			-	-				-					-					-			-	
<b>Utility Expenses</b>		-	-	-	-	-	-	-	-	-	-	-	-	-	-	-	-	-	-	-	-	-	-
Water Expenses	50204010 00			-	-				-					-					-			-	
Electricity Expenses	50204020 00			-	-				-					-					-			-	
<b>Communication Expenses</b>		-	-	-	-	-	-	-	-	-	-	-	-	-	-	-	-	-	-	-	-	-	-
Postage and Courier Services	50205010 00			-	-				-					-					-			-	
Telephone Expenses - Landline	50205020 02			-	-				-					-					-			-	
Telephone Expenses - Mobile	50205020 01			-	-				-					-					-			-	
Internet Subscription Expenses	50205030 00			-	-				-					-					-			-	
<b>Membership Dues and Contributions</b>	50299060 00			-	-				-					-					-			-	
<b>Advertising Expense</b>	50299010 00			-	-				-					-					-			-	
<b>Printing and Publication Expense</b>	50299020 00			-	-				-					-					-			-	
<b>Rent Expense</b>	50299050 00			-	-				-					-					-			-	
<b>Representation Expenses</b>	50299030 00			-	-				-					-					-			-	



SUMMARY OF APPROPRIATIONS, ALLOTMENTS, OBLIGATIONS, DISBURSEMENTS AND BALANCES BY OBJECT OF EXPENDITURES  
As of the Quarter Ending December 31, 2014

Department: Department of Finance  
Agency/Operating Unit: Office of the Secretary  
Organizational Code (UACS): 11 001 0000000  
Funding Source Code (as clustered): 101101, 104102, 101405 & 101407

x	Current Year Appropriations
	Supplemental Appropriations
	Continuing Appropriations

Particulars	UACS CODE	Appropriations			Allotments					Current Year Obligations					Current Year Disbursements					Balances			
		Authorized Appropriations	Adjustments (Transfer To/From, Realignment)	Adjusted Appropriations	Allotments Received	Adjustments (Withdrawal, Realignment)	Transfer To	Transfer From	Adjusted Total Allotments	1st Quarter ending March 31	2nd Quarter ending June 30	3rd Quarter ending Sept. 30	4th Quarter ending Dec. 31	Total	1st Quarter ending March 31	2nd Quarter ending June 30	3rd Quarter ending Sept. 30	4th Quarter ending Dec. 31	Total	Unreleased Appropriations	Unobligated Allotment	Unpaid Obligations (15-20)=(23+24)	
																						Due and Demandable	Not Yet Due and Demandable
1	2	3	4	5=(3+4)	6	7	8	9	10=(6+ 7 -8+9)	11	12	13	14	15=(11+12+13+14)	16	17	18	19	20=(16+17+18+19)	21=(5-6)	22=(10-15)	23	24
Transportation and Delivery Expenses	50299040 00			-	-				-					-					-	-	-	-	
Subscription Expense	50299070 00			-	-				-					-					-	-	-	-	
Survey Expenses	50207010 00			-	-				-					-					-	-	-	-	
Professional Services		-	-	-	-	-	-	-	-	-	-	-	-	-	-	-	-	-	-	-	-	-	-
Legal Services	50211010 00			-	-				-					-					-	-	-	-	
Auditing Expense	50211020 00			-	-				-					-					-	-	-	-	
Consultancy Service	50211030 00			-	-				-					-					-	-	-	-	
Other Professional Services	50211990 00			-	-				-					-					-	-	-	-	
General Services	50212000 00	-	-	-	-	-	-	-	-	-	-	-	-	-	-	-	-	-	-	-	-	-	-
Janitorial	50212020 00			-	-				-					-					-	-	-	-	
Security Services	50212030 00			-	-				-					-					-	-	-	-	
Repairs and Maintenance		-	-	-	-	-	-	-	-	-	-	-	-	-	-	-	-	-	-	-	-	-	-
Repairs and Maint. - Office Buildings	50213040 01			-	-				-					-					-	-	-	-	
Repair & Maint. - Other Land Improvements	50213020 99			-	-				-					-					-	-	-	-	
Repair & Maint. - Office Equipment	50213050 02			-	-				-					-					-	-	-	-	
Repair & Maint. - Furniture & Fixtures	50213070 00			-	-				-					-					-	-	-	-	
Repair & Maint. - ICT Equipment	50213050 03			-	-				-					-					-	-	-	-	
Repair & Maint. - Communication Equipment	50213050 07			-	-				-					-					-	-	-	-	
Repair & Maint. - Disaster Response & Rescue Equipment	50213050 09			-	-				-					-					-	-	-	-	
Repair & Maint. - Medical Equipment	50213050 11			-	-				-					-					-	-	-	-	
Repair & Maint. - Other Machineries and Equip't	50213050 99			-	-				-					-					-	-	-	-	
Repair & Maint. - Motor Vehicles	50213060 01			-	-				-					-					-	-	-	-	
Repair & Maint. - Other Property, Plant & Equip't	50213990 99			-	-				-					-					-	-	-	-	
Confidential Expenses	50210010 00			-	-				-					-					-	-	-	-	
Extraordinary & Miscellaneous Expenses	50210030 00			-	-				-					-					-	-	-	-	
Taxes, Insurance Premiums and Other Fees		-	-	-	-	-	-	-	-	-	-	-	-	-	-	-	-	-	-	-	-	-	-
Taxes, Duties and Licenses	50215010 01			-	-				-					-					-	-	-	-	
Fidelity Bond Premium	50215020 00			-	-				-					-					-	-	-	-	
Insurance Expense	50215030 00			-	-				-					-					-	-	-	-	
Other Maintenance & Operating Expenses	50299990 99			-	-				-					-					-	-	-	-	
Sub-Total, MOOE	50200000 00	-	-	-	-	-	-	-	-	-	-	-	-	-	-	-	-	-	-	-	-	-	-
CAPITAL OUTLAY																							
Buildings and Other Structures Outlay		-	-	-	-		-	-	-	-	-	-	-	-	-	-	-	-	-	-	-	-	-
Office Buildings	50604040 01			-	-				-					-					-	-	-	-	
Other Structures	50604040 99			-	-				-					-					-	-	-	-	
Machinery and Equipment Outlay		-	-	-	-		-	-	-	-	-	-	-	-	-	-	-	-	-	-	-	-	-
Office Equipment	50604050 02			-	-				-					-					-	-	-	-	
ICT Equipment	50604050 03			-	-				-					-					-	-	-	-	
Communication Equipment	50604050 07			-	-				-					-					-	-	-	-	
Disaster Response and Rescue Equipment	50604050 09			-	-				-					-					-	-	-	-	
Medical Equipment	50604050 11			-	-				-					-					-	-	-	-	
Other Machineries & Equipment	50604050 99			-	-				-					-					-	-	-	-	
Transportation Equipment Outlay																							
Motor Vehicles	50604060 01			-	-				-					-					-	-	-	-	
Furniture, Fixtures and Books Outlay		-	-	-	-	-	-	-	-	-	-	-	-	-	-	-	-	-	-	-	-	-	-
Furniture and Fixture	50604070 01			-	-				-					-					-	-	-	-	
Books	50604070 02			-	-				-					-					-	-	-	-	
Other Property, Plant & Equipment	50604090 99			-	-				-					-					-	-	-	-	
Sub-Total, CO	50600000 00	-	-	-	-	-	-	-	-	-	-	-	-	-	-	-	-	-	-	-	-	-	-
TOTAL, PGF		-	2,243,539.00	2,243,539.00	2,243,539.00	-	-	-	2,243,539.00	376,309.80	1,095,592.97	273,097.19	467,672.14	2,212,672.10	-	1,471,902.77	273,097.19	462,472.14	2,207,472.10	-	30,866.90	5,200.00	-

SUMMARY OF APPROPRIATIONS, ALLOTMENTS, OBLIGATIONS, DISBURSEMENTS AND BALANCES BY OBJECT OF EXPENDITURES  
As of the Quarter Ending December 31, 2014

Department: Department of Finance  
Agency/Operating Unit: Office of the Secretary  
Organizational Code (UACS): 11 001 0000000  
Funding Source Code (as clustered): 101101, 104102, 101405 & 101407

x	Current Year Appropriations
	Supplemental Appropriations
	Continuing Appropriations

Particulars	UACS CODE	Appropriations			Allotments					Current Year Obligations					Current Year Disbursements					Balances			
		Authorized Appropriations	Adjustments (Transfer To/From, Realignment)	Adjusted Appropriations	Allotments Received	Adjustments (Withdrawal, Realignment)	Transfer To	Transfer From	Adjusted Total Allotments	1st Quarter ending March 31	2nd Quarter ending June 30	3rd Quarter ending Sept. 30	4th Quarter ending Dec. 31	Total	1st Quarter ending March 31	2nd Quarter ending June 30	3rd Quarter ending Sept. 30	4th Quarter ending Dec. 31	Total	Unreleased Appropriations	Unobligated Allotment	Unpaid Obligations (15-20)+(23+24)	
		3	4	5=(3+4)	6	7	8	9	10=(6+(-7)+8+9)	11	12	13	14	15=(11+12+13+14)	16	17	18	19	20=(16+17+18+19)	21=(5-6)	22=(10-15)	23	24
International Commitments Fund																							
PERSONNEL SERVICES																							
Salaries and Wages		-	-	-	-	-	-	-	-	-	-	-	-	-	-	-	-	-	-	-	-	-	-
Salaries and Wages-Regular	50101010 01																						
Salaries and Wages-Contractual	50101020 00																						
Other Compensation		-	-	-	-	-	-	-	-	-	-	-	-	-	-	-	-	-	-	-	-	-	-
Personnel Economic Relief Allowance	50102010 01																						
Representation Allowance	50102020 00																						
Transportation Allowance	50102030 01																						
Clothing/Uniform Allowance	50102040 01																						
Subsistence Allowance	50102050 03																						
Laundry Allowance	50102060 04																						
Productivity Incentive Allowance	50102080 01																						
Other Bonuses and Allowances	50102990 00																						
Productivity Enhancement Incentive - Civilian	50102990 12																						
Performance Based Bonus - Civilian	50102990 14																						
Collective Negotiation Agreement Incentive - Civilian	50102990 11																						
Honoraria	50105100 01																						
Hazard Pay	50102110 01																						
Longevity Pay	50102120 01																						
Overtime Pay	50102130 01																						
Cash Gift	50102150 01																						
Year-End Bonus	50102140 01																						
Personnel Benefit Contributions		-	-	-	-	-	-	-	-	-	-	-	-	-	-	-	-	-	-	-	-	-	-
Retirement and Life Insurance Premiums	50103010 00																						
PAG-IBIG Contribution	50103020 01																						
Philhealth Contributions	50103030 01																						
ECIP Contributions	50103040 01																						
Retirement Gratuity	50104020 01																						
Terminal Leave Benefits	50104030 01																						
Other Personnel Benefits	50104990 99																						
Sub-Total, PS	50100000 00	-	-	-	-	-	-	-	-	-	-	-	-	-	-	-	-	-	-	-	-	-	-
MAINTENANCE AND OTHER OPERATING EXPENSES																							
Traveling Expenses		-	3,783,496.00	3,783,496.00	3,783,496.00	(317,941.50)	-	-	3,465,554.50	400.00	951,852.00	380,039.98	647,600.99	1,979,892.97	-	947,084.00	382,972.48	363,477.49	1,693,533.97	-	1,485,661.53	286,359.00	-
Traveling Expenses - Local	50201010 00		3,783,496.00	3,783,496.00	3,783,496.00	(317,941.50)			3,465,554.50	400.00	951,852.00	380,039.98	647,600.99	1,979,892.97		947,084.00	382,972.48	363,477.49	1,693,533.97	-	1,485,661.53	286,359.00	-
Traveling Expenses - Foreign	50201020 00																						
Training Expenses	50202010 00																						
Supplies and Materials Expenses		-	10,998,500.00	10,998,500.00	10,998,500.00	(552,113.00)	-	-	10,446,387.00	1,591,000.00	5,390,638.75	186,444.00	887,649.60	8,055,732.35	1,500,000.00	5,313,855.75	273,627.00	579,696.10	7,667,178.85	-	2,390,654.65	388,553.50	-
Office Supplies Expense	50203010 00								372,360.00					372,360.00				344,406.50				27,953.50	
Accountable Forms Expenses	50203020 00																						
Drugs and Medicines	50203070 00					91,027.00			91,027.00		94,683.00	(3,656.00)		91,027.00			91,027.00						
Medical, Dental and Laboratory Supplies Expense	50203080 00																						
Fuel, Oil and Lubricants	50203090 00					300.00			300.00	300.00				300.00		300.00			300.00				
Other Supplies & Materials Expense	50203990 00		10,998,500.00	10,998,500.00	10,998,500.00	(1,015,800.00)			9,982,700.00	1,590,700.00	5,295,955.75	190,100.00	515,289.60	7,592,045.35	1,500,000.00	5,313,555.75	182,600.00	235,289.60	7,231,445.35	-	2,390,654.65	360,600.00	-
Utility Expenses		-	-	-	-	-	-	-	-	-	-	-	-	-	-	-	-	-	-	-	-	-	-
Water Expenses	50204010 00																						
Electricity Expenses	50204020 00																						
Communication Expenses		-	640,000.00	640,000.00	640,000.00	284,969.45	-	-	924,969.45	98,541.00	277,441.00	55,306.01	353,000.00	784,288.01	-	277,441.00	153,847.01	-	431,288.01	-	140,681.44	353,000.00	-
Postage and Courier Services	50205010 00					296,553.00			296,553.00	98,541.00	7,441.00	(97,429.00)	288,000.00	296,553.00		7,441.00	1,112.00		8,553.00	-	-	288,000.00	-
Telephone Expenses - Landline	50205020 02																						
Telephone Expenses - Mobile	50205020 01		640,000.00	640,000.00	640,000.00	(11,583.55)			628,416.45		270,000.00	152,735.01	65,000.00	487,735.01		270,000.00	152,735.01		422,735.01	-	140,681.44	65,000.00	-
Internet Subscription Expenses	50205030 00																						
Membership Dues and Contributions	50299060 00																						
Advertising Expense	50299010 00					1,669,731.00			1,669,731.00	19,488.00	1,877,694.00	(9,744.00)	(217,707.00)	1,669,731.00		19,488.00	1,811,950.00	(217,707.00)	1,613,731.00	-	-	56,000.00	-
Printing and Publication Expense	50299020 00																						
Rent Expense	50299050 00		31,008,600.00	31,008,600.00	31,008,600.00	9,269,678.91			40,278,278.91		33,372,978.58	1,402,350.33	3,354,950.00	38,130,278.91		24,478,274.00	9,207,804.91	1,908,250.00	35,594,328.91	-	2,148,000.00	2,535,950.00	-
Representation Expenses	50299030 00		2,575,000.00	2,575,000.00	2,575,000.00	553,584.25			3,128,584.25	275,690.00	1,684,130.25	702,504.28	134,215.84	2,796,540.37	165,000.00	1,558,315.23	727,409.30	172,882.84	2,623,607.37	-	332,043.88	172,933.00	-



SUMMARY OF APPROPRIATIONS, ALLOTMENTS, OBLIGATIONS, DISBURSEMENTS AND BALANCES BY OBJECT OF EXPENDITURES  
As of the Quarter Ending December 31, 2014

Department: Department of Finance  
Agency/Operating Unit: Office of the Secretary  
Organizational Code (UACS): 11 001 0000000  
Funding Source Code (as clustered): 101101, 104102, 101405 & 101407

x	Current Year Appropriations
	Supplemental Appropriations
	Continuing Appropriations

Particulars	UACS CODE	Appropriations			Allotments					Current Year Obligations					Current Year Disbursements					Balances			
		Authorized Appropriations	Adjustments (Transfer To/From, Realignment)	Adjusted Appropriations	Allotments Received	Adjustments (Withdrawal, Realignment)	Transfer To	Transfer From	Adjusted Total Allotments	1st Quarter ending March 31	2nd Quarter ending June 30	3rd Quarter ending Sept. 30	4th Quarter ending Dec. 31	Total	1st Quarter ending March 31	2nd Quarter ending June 30	3rd Quarter ending Sept. 30	4th Quarter ending Dec. 31	Total	Unreleased Appropriations	Unobligated Allotment	Unpaid Obligations (15-20) (23+24)	
																						Due and Demandable	Not Yet Due and Demandable
1	2	3	4	5=(3+4)	6	7	8	9	10=(6+(-)(7)+8+9)	11	12	13	14	15=(11+12+13+14)	16	17	18	19	20=(16+17+18+19)	21=(5-6)	22=(10-15)	23	24
Transportation and Delivery Expenses	50299040 00			-	-				-					-					-	-	-	-	
Subscription Expense	50299070 00			-	-				-					-					-	-	-	-	
Survey Expenses	50207010 00			-	-				-					-					-	-	-	-	
Professional Services		-	520,000.00	520,000.00	520,000.00	1,720,000.00	-	-	2,240,000.00	450,000.00	1,400,000.00	-	390,000.00	2,240,000.00	-	-	1,400,000.00	390,000.00	1,790,000.00	-	-	450,000.00	
Legal Services	50211010 00			-	-				-					-					-	-	-	-	
Auditing Expense	50211020 00			-	-				-					-					-	-	-	-	
Consultancy Service	50211030 00			-	-				-					-					-	-	-	-	
Other Professional Services	50211990 00		520,000.00	520,000.00	520,000.00	1,720,000.00			2,240,000.00	450,000.00	1,400,000.00		390,000.00	2,240,000.00			1,400,000.00	390,000.00	1,790,000.00	-	-	450,000.00	
General Services	50212000 00	-	-	-	-	-	-	-	-	-	-	-	-	-	-	-	-	-	-	-	-	-	
Janitorial	50212020 00			-	-				-					-					-	-	-	-	
Security Services	50212030 00			-	-				-					-					-	-	-	-	
Repairs and Maintenance		-	-	-	-	69,800.00	-	-	69,800.00	-	-	-	69,800.00	69,800.00	-	-	-	-	-	-	-	69,800.00	
Repairs and Maint. - Office Buildings	50213040 01			-	-				-					-					-	-	-	-	
Repair & Maint. - Other Land Improvements	50213020 99			-	-				-					-					-	-	-	-	
Repair & Maint. - Office Equipment	50213050 02			-	-				-					-					-	-	-	-	
Repair & Maint. - Furniture & Fixtures	50213070 00			-	-				-					-					-	-	-	-	
Repair & Maint. - ICT Equipment	50213050 03			-	-	69,800.00			69,800.00				69,800.00	69,800.00					-	-	-	69,800.00	
Repair & Maint. - Communication Equipment	50213050 07			-	-				-					-					-	-	-	-	
Repair & Maint. - Disaster Response & Rescue Equipment	50213050 09			-	-				-					-					-	-	-	-	
Repair & Maint. - Medical Equipment	50213050 11			-	-				-					-					-	-	-	-	
Repair & Maint. - Other Machineries and Equip't.	50213050 99			-	-				-					-					-	-	-	-	
Repair & Maint. - Motor Vehicles	50213060 01			-	-				-					-					-	-	-	-	
Repair & Maint. - Other Property, Plant & Equip't.	50213990 99			-	-				-					-					-	-	-	-	
Confidential Expenses	50210010 00			-	-				-					-					-	-	-	-	
Extraordinary & Miscellaneous Expenses	50210030 00			-	-				-					-					-	-	-	-	
Taxes, Insurance Premiums and Other Fees		-	-	-	-	106,695.71	-	-	106,695.71	-	106,695.71	-	-	106,695.71	-	106,695.71	-	-	106,695.71	-	-	-	
Taxes, Duties and Licenses	50215010 01			-	-				-					-					-	-	-	-	
Fidelity Bond Premium	50215020 00			-	-				-					-					-	-	-	-	
Insurance Expense	50215030 00			-	-	106,695.71			106,695.71		106,695.71			106,695.71		106,695.71			106,695.71	-	-	-	
Other Maintenance & Operating Expenses	50299990 99		74,305,784.00	74,305,784.00	74,305,784.00	(12,804,404.82)			61,501,379.18	5,858,724.00	35,553,821.00	8,303,482.22	4,797,812.06	54,513,839.28	5,857,198.00	17,323,899.00	25,943,530.22	2,381,062.06	51,515,689.28	-	6,987,539.90	2,998,150.00	
Sub-Total, MOOE	50200000 00	-	123,831,380.00	123,831,380.00	123,831,380.00	0.00	-	-	123,831,380.00	8,293,843.00	80,615,251.29	11,020,382.82	10,417,321.49	110,346,798.60	7,522,198.00	50,025,052.69	39,901,140.92	5,587,661.49	103,036,053.10	-	13,484,581.40	7,310,745.50	-
CAPITAL OUTLAY																							
Buildings and Other Structures Outlay		-	-	-	-	-	-	-	-	-	-	-	-	-	-	-	-	-	-	-	-	-	
Office Buildings	50604040 01			-	-				-					-					-	-	-	-	
Other Structures	50604040 99			-	-				-					-					-	-	-	-	
Machinery and Equipment Outlay		-	-	-	-	-	-	-	-	-	-	-	-	-	-	-	-	-	-	-	-	-	
Office Equipment	50604050 02			-	-				-					-					-	-	-	-	
ICT Equipment	50604050 03			-	-				-					-					-	-	-	-	
Communication Equipment	50604050 07			-	-				-					-					-	-	-	-	
Disaster Response and Rescue Equipment	50604050 09			-	-				-					-					-	-	-	-	
Medical Equipment	50604050 11			-	-				-					-					-	-	-	-	
Other Machineries & Equipment	50604050 99			-	-				-					-					-	-	-	-	
Transportation Equipment Outlay																							
Motor Vehicles	50604060 01			-	-				-					-					-	-	-	-	
Furniture, Fixtures and Books Outlay		-	-	-	-	-	-	-	-	-	-	-	-	-	-	-	-	-	-	-	-	-	
Furniture and Fixture	50604070 01			-	-				-					-					-	-	-	-	
Books	50604070 02			-	-				-					-					-	-	-	-	
Other Property, Plant & Equipment	50604090 99			-	-				-					-					-	-	-	-	
Sub-Total, CO	50600000 00	-	-	-	-	-	-	-	-	-	-	-	-	-	-	-	-	-	-	-	-	-	
TOTAL, ICF		-	123,831,380.00	123,831,380.00	123,831,380.00	0.00	-	-	123,831,380.00	8,293,843.00	80,615,251.29	11,020,382.82	10,417,321.49	110,346,798.60	7,522,198.00	50,025,052.69	39,901,140.92	5,587,661.49	103,036,053.10	-	13,484,581.40	7,310,745.50	-

**SUMMARY OF APPROPRIATIONS, ALLOTMENTS, OBLIGATIONS, DISBURSEMENTS AND BALANCES BY OBJECT OF EXPENDITURES**  
As of the Quarter Ending December 31, 2014

x	Current Year Appropriations
	Supplemental Appropriations
	Continuing Appropriations

Department: Department of Finance  
Agency/Operating Unit: Office of the Secretary  
Organizational Code (UACS): 11 001 0000000  
Funding Source Code (as clustered): 101101, 104102, 101405 & 101407

Particulars	UACS CODE	Appropriations			Allotments					Current Year Obligations					Current Year Disbursements					Balances			
		Authorized Appropriations	Adjustments (Transfer To/From, Realignment)	Adjusted Appropriations	Allotments Received	Adjustments (Withdrawal, Realignment)	Transfer To	Transfer From	Adjusted Total Allotments	1st Quarter ending March 31	2nd Quarter ending June 30	3rd Quarter ending Sept. 30	4th Quarter ending Dec. 31	Total	1st Quarter ending March 31	2nd Quarter ending June 30	3rd Quarter ending Sept. 30	4th Quarter ending Dec. 31	Total	Unreleased Appropriations	Unobligated Allotment	Unpaid Obligations (15-20)-(23+24)	
																						Due and Demandable	Not Yet Due and Demandable
1	2	3	4	5=(3+4)	6	7	8	9	10=(6+7)-8+9	11	12	13	14	15=(11+12+13+14)	16	17	18	19	20=(16+17+18+19)	21=(5-6)	22=(10-15)	23	24
<b>Miscellaneous Personnel Benefits Fund / RLIP</b>																							
<b>PERSONNEL SERVICES</b>																							
<b>Salaries and Wages</b>		-	18,113,342.00	18,113,342.00	18,113,342.00	(18,987.47)	-	-	18,094,354.53	-	-	-	18,094,354.53	18,094,354.53	-	-	-	16,878,076.81	16,878,076.81	-	-	1,216,277.72	
Salaries and Wages-Regular	50101010 01		16,771,013.00	16,771,013.00	16,771,013.00	(18,987.47)			16,752,025.53				16,752,025.53	16,752,025.53				15,616,388.47	15,616,388.47	-	-	1,135,637.06	
Salaries and Wages-Contractual	50101020 00		1,342,329.00	1,342,329.00	1,342,329.00				1,342,329.00				1,342,329.00	1,342,329.00				1,261,688.34	1,261,688.34	-	-	80,640.66	
<b>Other Compensation</b>		-	13,368,810.00	13,368,810.00	13,368,810.00	49,497.59	-	-	13,418,307.59	-	-	-	13,418,307.59	13,418,307.59	-	-	-	11,875,747.28	11,875,747.28	-	-	1,542,560.31	
Personnel Economic Relief Allowance	50102010 01		570,774.00	570,774.00	570,774.00	14,372.59			585,146.59				585,146.59	585,146.59				539,626.40	539,626.40	-	-	45,520.19	
Representation Allowance	50102020 00		1,676,000.00	1,676,000.00	1,676,000.00	52,000.00			1,728,000.00				1,728,000.00	1,728,000.00				1,622,125.00	1,622,125.00	-	-	105,875.00	
Transportation Allowance	50102030 01		1,676,000.00	1,676,000.00	1,676,000.00	(101,875.00)			1,574,125.00				1,574,125.00	1,574,125.00				1,429,750.00	1,429,750.00	-	-	144,375.00	
Clothing/Uniform Allowance	50102040 01		125,000.00	125,000.00	125,000.00	85,600.00			210,000.00				210,000.00	210,000.00				105,000.00	105,000.00	-	-	105,000.00	
Subsistence Allowance	50102050 03		-	-	-	-			-				-	-				-	-	-	-	-	-
Laundry Allowance	50102060 04		-	-	-	-			-				-	-				-	-	-	-	-	-
Productivity Incentive Allowance	50102080 01		-	-	-	-			-				-	-				-	-	-	-	-	-
Other Bonuses and Allowances	50102990 00		-	-	-	-			-				-	-				-	-	-	-	-	-
Productivity Enhancement Incentive - Civilian	50102990 12		1,872,000.00	1,872,000.00	1,872,000.00	-			1,872,000.00				1,872,000.00	1,872,000.00				1,843,000.00	1,843,000.00	-	-	29,000.00	
Performance Based Bonus - Civilian	50102990 14		5,695,000.00	5,695,000.00	5,695,000.00	-			5,695,000.00				5,695,000.00	5,695,000.00				5,165,000.00	5,165,000.00	-	-	530,000.00	
Collective Negotiation Agreement Incentive - Civilian	50102990 11		-	-	-	-			-				-	-				-	-	-	-	-	-
Honoraria	50105100 01		-	-	-	-			-				-	-				-	-	-	-	-	-
Hazard Pay	50102110 01		-	-	-	-			-				-	-				-	-	-	-	-	-
Longevity Pay	50102120 01		-	-	-	-			-				-	-				-	-	-	-	-	-
Overtime Pay	50102130 01		-	-	-	-			-				-	-				-	-	-	-	-	-
Cash Gift	50102150 01		125,500.00	125,500.00	125,500.00	-			125,500.00				125,500.00	125,500.00				85,700.00	85,700.00	-	-	39,800.00	
Year-End Bonus	50102140 01		1,628,536.00	1,628,536.00	1,628,536.00	-			1,628,536.00				1,628,536.00	1,628,536.00				1,085,545.88	1,085,545.88	-	-	542,990.12	
<b>Personnel Benefit Contributions</b>		-	2,278,437.00	2,278,437.00	2,278,437.00	(30,510.12)	-	-	2,247,926.88	-	-	-	2,171,811.00	2,171,811.00	-	-	-	2,171,811.00	2,171,811.00	-	76,115.88	-	
Retirement and Life Insurance Premiums	50103010 00		2,131,461.00	2,131,461.00	2,131,461.00	-			2,131,461.00				2,131,461.00	2,131,461.00				2,131,461.00	2,131,461.00	-	-	-	-
PAG-IBIG Contribution	50103020 01		28,800.00	28,800.00	28,800.00	-			28,800.00				8,600.00	8,600.00				8,600.00	8,600.00	-	-	20,200.00	-
Philhealth Contributions	50103030 01		89,376.00	89,376.00	89,376.00	(30,510.12)			58,865.88				19,550.00	19,550.00				19,550.00	19,550.00	-	-	39,315.88	-
ECIP Contributions	50103040 01		28,800.00	28,800.00	28,800.00	-			28,800.00				12,200.00	12,200.00				12,200.00	12,200.00	-	-	16,600.00	-
Retirement Gratuity	50104020 01		-	-	-	-			-				-	-				-	-	-	-	-	-
Terminal Leave Benefits	50104030 01		-	-	-	-			-				-	-				-	-	-	-	-	-
<b>Other Personnel Benefits</b>	50104990 99		-	-	-	-			-				-	-				-	-	-	-	-	-
<b>Sub-Total, PS</b>	50100000 00	-	33,760,589.00	33,760,589.00	33,760,589.00	(0.00)	-	-	33,760,589.00	-	-	-	33,684,473.12	33,684,473.12	-	-	-	30,925,635.09	30,925,635.09	-	76,115.88	2,758,838.03	-
<b>MAINTENANCE AND OTHER OPERATING EXPENSES</b>																							
<b>Traveling Expenses</b>		-	-	-	-	-	-	-	-	-	-	-	-	-	-	-	-	-	-	-	-	-	-
Traveling Expenses - Local	50201010 00		-	-	-	-			-				-	-				-	-	-	-	-	-
Traveling Expenses - Foreign	50201020 00		-	-	-	-			-				-	-				-	-	-	-	-	-
<b>Training Expenses</b>	50202010 00		-	-	-	-			-				-	-				-	-	-	-	-	-
<b>Supplies and Materials Expenses</b>		-	-	-	-	-	-	-	-	-	-	-	-	-	-	-	-	-	-	-	-	-	-
Office Supplies Expense	50203010 00		-	-	-	-			-				-	-				-	-	-	-	-	-
Accountable Forms Expenses	50203020 00		-	-	-	-			-				-	-				-	-	-	-	-	-
Drugs and Medicines	50203070 00		-	-	-	-			-				-	-				-	-	-	-	-	-
Medical, Dental and Laboratory Supplies Expense	50203080 00		-	-	-	-			-				-	-				-	-	-	-	-	-
Fuel, Oil and Lubricants	50203090 00		-	-	-	-			-				-	-				-	-	-	-	-	-
Other Supplies & Materials Expense	50203990 00		-	-	-	-			-				-	-				-	-	-	-	-	-
<b>Utility Expenses</b>		-	-	-	-	-	-	-	-	-	-	-	-	-	-	-	-	-	-	-	-	-	-
Water Expenses	50204010 00		-	-	-	-			-				-	-				-	-	-	-	-	-
Electricity Expenses	50204020 00		-	-	-	-			-				-	-				-	-	-	-	-	-
<b>Communication Expenses</b>		-	-	-	-	-	-	-	-	-	-	-	-	-	-	-	-	-	-	-	-	-	-
Postage and Courier Services	50205010 00		-	-	-	-			-				-	-				-	-	-	-	-	-
Telephone Expenses - Landline	50205020 02		-	-	-	-			-				-	-				-	-	-	-	-	-
Telephone Expenses - Mobile	50205020 01		-	-	-	-			-				-	-				-	-	-	-	-	-
Internet Subscription Expenses	50205030 00		-	-	-	-			-				-	-				-	-	-	-	-	-
<b>Membership Dues and Contributions</b>	50299060 00		-	-	-	-			-				-	-				-	-	-	-	-	-
Advertising Expense	50299010 00		-	-	-	-			-				-	-				-	-	-	-	-	-
Printing and Publication Expense	50299020 00		-	-	-	-			-				-	-				-	-	-	-	-	-
Rent Expense	50299050 00		-	-	-	-			-				-	-				-	-	-	-	-	-
Representation Expenses	50299030 00		-	-	-	-			-				-	-				-	-	-	-	-	-



**SUMMARY OF APPROPRIATIONS, ALLOTMENTS, OBLIGATIONS, DISBURSEMENTS AND BALANCES BY OBJECT OF EXPENDITURES**  
As of the Quarter Ending December 31, 2014

Department: Department of Finance  
Agency/Operating Unit: Office of the Secretary  
Organizational Code (UACS): 11 001 0000000  
Funding Source Code (as clustered): 101101, 104102, 101405 & 101407

x	Current Year Appropriations
	Supplemental Appropriations
	Continuing Appropriations

Particulars	UACS CODE	Appropriations			Allotments					Current Year Obligations					Current Year Disbursements					Balances			
		Authorized Appropriations	Adjustments (Transfer To/From, Realignment)	Adjusted Appropriation	Allotments Received	Adjustments (Withdrawal, Realignment)	Transfer To	Transfer From	Adjusted Total Allotments	1st Quarter ending March 31	2nd Quarter ending June 30	3rd Quarter ending Sept. 30	4th Quarter ending Dec. 31	Total	1st Quarter ending March 31	2nd Quarter ending June 30	3rd Quarter ending Sept. 30	4th Quarter ending Dec. 31	Total	Unreleased Appropriations	Unobligated Allotment	Unpaid Obligations (15-20) = (23+24)	
																						Due and Demandable	Not Yet Due and Demandable
1	2	3	4	5=(3+4)	6	7	8	9	10=(6+(-)(7)+8+9)	11	12	13	14	15=(11+12+13+14)	16	17	18	19	20=(16+17+18+19)	21=(5-6)	22=(10-15)	23	24
Transportation and Delivery Expenses	50299040 00			-	-				-					-					-	-	-	-	
Subscription Expense	50299070 00			-	-				-					-					-	-	-	-	
Survey Expenses	50207010 00			-	-				-					-					-	-	-	-	
Professional Services		-	-	-	-	-	-	-	-	-	-	-	-	-	-	-	-	-	-	-	-	-	-
Legal Services	50211010 00			-	-				-					-					-	-	-	-	
Auditing Expense	50211020 00			-	-				-					-					-	-	-	-	
Consultancy Service	50211030 00			-	-				-					-					-	-	-	-	
Other Professional Services	50211990 00			-	-				-					-					-	-	-	-	
General Services	50212000 00	-	-	-	-	-	-	-	-	-	-	-	-	-	-	-	-	-	-	-	-	-	-
Janitorial	50212020 00			-	-				-					-					-	-	-	-	
Security Services	50212030 00			-	-				-					-					-	-	-	-	
Repairs and Maintenance		-	-	-	-	-	-	-	-	-	-	-	-	-	-	-	-	-	-	-	-	-	-
Repairs and Maint. - Office Buildings	50213040 01			-	-				-					-					-	-	-	-	
Repair & Maint. - Other Land Improvements	50213020 99			-	-				-					-					-	-	-	-	
Repair & Maint. - Office Equipment	50213050 02			-	-				-					-					-	-	-	-	
Repair & Maint. - Furniture & Fixtures	50213070 00			-	-				-					-					-	-	-	-	
Repair & Maint. - ICT Equipment	50213050 03			-	-				-					-					-	-	-	-	
Repair & Maint. - Communication Equipment	50213050 07			-	-				-					-					-	-	-	-	
Repair & Maint. - Disaster Response & Rescue Equipment	50213050 09			-	-				-					-					-	-	-	-	
Repair & Maint. - Medical Equipment	50213050 11			-	-				-					-					-	-	-	-	
Repair & Maint. - Other Machineries and Equip't.	50213050 99			-	-				-					-					-	-	-	-	
Repair & Maint. - Motor Vehicles	50213060 01			-	-				-					-					-	-	-	-	
Repair & Maint. - Other Property, Plant & Equip't.	50213990 99			-	-				-					-					-	-	-	-	
Confidential Expenses	50210010 00			-	-				-					-					-	-	-	-	
Extraordinary & Miscellaneous Expenses	50210030 00			-	-				-					-					-	-	-	-	
Taxes, Insurance Premiums and Other Fees		-	-	-	-	-	-	-	-	-	-	-	-	-	-	-	-	-	-	-	-	-	-
Taxes, Duties and Licenses	50215010 01			-	-				-					-					-	-	-	-	
Fidelity Bond Premium	50215020 00			-	-				-					-					-	-	-	-	
Insurance Expense	50215030 00			-	-				-					-					-	-	-	-	
Other Maintenance & Operating Expenses	50299990 99			-	-				-					-					-	-	-	-	
Sub-Total, MOOE	50200000 00	-	-	-	-	-	-	-	-	-	-	-	-	-	-	-	-	-	-	-	-	-	-
CAPITAL OUTLAY																							
Buildings and Other Structures Outlay		-	-	-	-	-	-	-	-	-	-	-	-	-	-	-	-	-	-	-	-	-	-
Office Buildings	50604040 01			-	-				-					-					-	-	-	-	
Other Structures	50604040 99			-	-				-					-					-	-	-	-	
Machinery and Equipment Outlay		-	-	-	-	-	-	-	-	-	-	-	-	-	-	-	-	-	-	-	-	-	-
Office Equipment	50604050 02			-	-				-					-					-	-	-	-	
ICT Equipment	50604050 03			-	-				-					-					-	-	-	-	
Communication Equipment	50604050 07			-	-				-					-					-	-	-	-	
Disaster Response and Rescue Equipment	50604050 09			-	-				-					-					-	-	-	-	
Medical Equipment	50604050 11			-	-				-					-					-	-	-	-	
Other Machineries & Equipment	50604050 99			-	-				-					-					-	-	-	-	
Transportation Equipment Outlay																							
Motor Vehicles	50604060 01			-	-				-					-					-	-	-	-	
Furniture, Fixtures and Books Outlay		-	-	-	-	-	-	-	-	-	-	-	-	-	-	-	-	-	-	-	-	-	-
Furniture and Fixture	50604070 01			-	-				-					-					-	-	-	-	
Books	50604070 02			-	-				-					-					-	-	-	-	
Other Property, Plant & Equipment	50604090 99			-	-				-					-					-	-	-	-	
Sub-Total, CO	50600000 00	-	-	-	-	-	-	-	-	-	-	-	-	-	-	-	-	-	-	-	-	-	-
TOTAL, MPBF/RLIP		-	33,760,589.00	33,760,589.00	33,760,589.00	(0.00)	-	-	33,760,589.00	-	-	-	33,684,473.12	33,684,473.12	-	-	-	30,925,635.09	30,925,635.09	-	76,115.88	2,758,838.03	-

Department: **Department of Finance**  
Agency/Operating Unit: **Office of the Secretary**  
Organizational Code (UACS): **11 001 0000000**  
Funding Source Code (as clustered): **101101, 104102, 101405 & 101407**

Particulars	UACS CODE	Appropriations			Allotments					Current Year Obligations					Current Year Disbursements					Balances				
		Authorized Appropriations	Adjustments (Transfer To/From, Realignment)	Adjusted Appropriations	Allotments Received	Adjustments (Withdrawal, Realignment)	Transfer To	Transfer From	Adjusted Total Allotments	1st Quarter ending March 31	2nd Quarter ending June 30	3rd Quarter ending Sept. 30	4th Quarter ending Dec. 31	Total	1st Quarter ending March 31	2nd Quarter ending June 30	3rd Quarter ending Sept. 30	4th Quarter ending Dec. 31	Total	Unreleased Appropriations	Unobligated Allotment	Unpaid Obligations (15-20)=(23+24)		
																						Due and Demandable	Not Yet Due and Demandable	
1	2	3	4	5=(3-4)	6	7	8	9	10=[(6-7)+(-8-9)]	11	12	13	14	15=(11+12+13+14)	16	17	18	19	20=(16+17+18+19)	21=(5-6)	22=(10-15)	23	24	
Sub-Total - Special Purpose Funds																								
PERSONNEL SERVICES																								
Salaries and Wages		-	18,113,342.00	18,113,342.00	18,113,342.00	(18,987.47)	-	-	18,094,354.53	-	-	-	18,094,354.53	18,094,354.53	-	-	-	16,878,076.81	16,878,076.81	-	-	1,216,277.72	-	
Salaries and Wages-Regular	50101010 01	-	16,771,013.00	16,771,013.00	16,771,013.00	(18,987.47)	-	-	16,752,025.53	-	-	-	16,752,025.53	16,752,025.53	-	-	-	15,616,388.47	15,616,388.47	-	-	1,135,637.06	-	
Salaries and Wages-Contractual	50101020 00	-	1,342,329.00	1,342,329.00	1,342,329.00	-	-	-	1,342,329.00	-	-	-	1,342,329.00	1,342,329.00	-	-	-	1,261,688.34	1,261,688.34	-	-	80,640.66	-	
Other Compensation		-	13,368,810.00	13,368,810.00	13,368,810.00	49,497.59	-	-	13,418,307.59	-	-	-	13,418,307.59	13,418,307.59	-	-	-	11,875,747.28	11,875,747.28	-	-	1,542,560.31	-	
Personnel Economic Relief Allowance	50102010 01	-	570,774.00	570,774.00	570,774.00	14,372.59	-	-	585,146.59	-	-	-	585,146.59	585,146.59	-	-	-	539,628.40	539,628.40	-	-	45,520.19	-	
Representation Allowance	50102020 00	-	1,676,000.00	1,676,000.00	1,676,000.00	52,000.00	-	-	1,728,000.00	-	-	-	1,728,000.00	1,728,000.00	-	-	-	1,622,125.00	1,622,125.00	-	-	105,875.00	-	
Transportation Allowance	50102030 01	-	1,676,000.00	1,676,000.00	1,676,000.00	(101,875.00)	-	-	1,574,125.00	-	-	-	1,574,125.00	1,574,125.00	-	-	-	1,429,750.00	1,429,750.00	-	-	144,375.00	-	
Clothing/Uniform Allowance	50102040 01	-	125,000.00	125,000.00	125,000.00	85,000.00	-	-	210,000.00	-	-	-	210,000.00	210,000.00	-	-	-	105,000.00	105,000.00	-	-	105,000.00	-	
Subsistence Allowance	50102050 03	-	-	-	-	-	-	-	-	-	-	-	-	-	-	-	-	-	-	-	-	-	-	
Laundry Allowance	50102060 04	-	-	-	-	-	-	-	-	-	-	-	-	-	-	-	-	-	-	-	-	-	-	
Productivity Incentive Allowance	50102080 01	-	-	-	-	-	-	-	-	-	-	-	-	-	-	-	-	-	-	-	-	-	-	
Other Bonuses and Allowances	50102990 00	-	-	-	-	-	-	-	-	-	-	-	-	-	-	-	-	-	-	-	-	-	-	
Productivity Enhancement Incentive - Civilian	50102990 12	-	1,872,000.00	1,872,000.00	1,872,000.00	-	-	-	1,872,000.00	-	-	-	1,872,000.00	1,872,000.00	-	-	-	1,843,000.00	1,843,000.00	-	-	29,000.00	-	
Performance Based Bonus - Civilian	50102990 14	-	5,695,000.00	5,695,000.00	5,695,000.00	-	-	-	5,695,000.00	-	-	-	5,695,000.00	5,695,000.00	-	-	-	5,165,000.00	5,165,000.00	-	-	530,000.00	-	
Collective Negotiation Agreement Incentive - Civilian	50102990 11	-	-	-	-	-	-	-	-	-	-	-	-	-	-	-	-	-	-	-	-	-	-	
Honoraria	50105100 01	-	-	-	-	-	-	-	-	-	-	-	-	-	-	-	-	-	-	-	-	-	-	
Hazard Pay	50102110 01	-	-	-	-	-	-	-	-	-	-	-	-	-	-	-	-	-	-	-	-	-	-	
Longevity Pay	50102120 01	-	-	-	-	-	-	-	-	-	-	-	-	-	-	-	-	-	-	-	-	-	-	
Overtime Pay	50102130 01	-	-	-	-	-	-	-	-	-	-	-	-	-	-	-	-	-	-	-	-	-	-	
Cash Gift	50102150 01	-	125,500.00	125,500.00	125,500.00	-	-	-	125,500.00	-	-	-	125,500.00	125,500.00	-	-	-	85,700.00	85,700.00	-	-	39,800.00	-	
Year-End Bonus	50102140 01	-	1,628,536.00	1,628,536.00	1,628,536.00	-	-	-	1,628,536.00	-	-	-	1,628,536.00	1,628,536.00	-	-	-	1,085,545.88	1,085,545.88	-	-	542,990.12	-	
Personnel Benefit Contributions		-	4,521,976.00	4,521,976.00	4,521,976.00	(30,510.12)	-	-	4,491,465.88	376,309.80	1,095,592.97	273,097.19	2,639,483.14	4,384,483.10	-	1,471,902.77	273,097.19	2,634,283.14	4,379,283.10	-	-	106,982.78	5,200.00	-
Retirement and Life Insurance Premiums	50103010 00	-	2,131,461.00	2,131,461.00	2,131,461.00	-	-	-	2,131,461.00	-	-	-	2,131,461.00	2,131,461.00	-	-	-	2,131,461.00	2,131,461.00	-	-	-	-	-
PAG-IBIG Contribution	50103020 01	-	28,800.00	28,800.00	28,800.00	-	-	-	28,800.00	-	-	-	8,600.00	8,600.00	-	-	-	8,600.00	8,600.00	-	-	20,200.00	-	-
Philhealth Contributions	50103030 01	-	89,376.00	89,376.00	89,376.00	(30,510.12)	-	-	58,865.88	-	-	-	19,550.00	19,550.00	-	-	-	19,550.00	19,550.00	-	-	39,315.88	-	-
ECIP Contributions	50103040 01	-	28,800.00	28,800.00	28,800.00	-	-	-	28,800.00	-	-	-	12,200.00	12,200.00	-	-	-	12,200.00	12,200.00	-	-	16,600.00	-	-
Retirement Gratuity	50104020 01	-	-	-	-	-	-	-	-	-	-	-	-	-	-	-	-	-	-	-	-	-	-	-
Terminal Leave Benefits	50104030 01	-	2,243,539.00	2,243,539.00	2,243,539.00	-	-	-	2,243,539.00	376,309.80	1,095,592.97	273,097.19	467,672.14	2,212,672.10	-	1,471,902.77	273,097.19	462,472.14	2,207,472.10	-	-	30,866.90	5,200.00	-
Other Personnel Benefits	50104990 99	-	-	-	-	-	-	-	-	-	-	-	-	-	-	-	-	-	-	-	-	-	-	-
Sub-Total, PS	50100000 00	-	36,004,128.00	36,004,128.00	36,004,128.00	(0.00)	-	-	36,004,128.00	376,309.80	1,095,592.97	273,097.19	34,152,145.26	35,897,145.22	-	1,471,902.77	273,097.19	31,388,107.23	33,133,107.19	-	-	106,982.78	2,764,038.03	-
MAINTENANCE AND OTHER OPERATING EXPENSES																								
Traveling Expenses		-	3,783,496.00	3,783,496.00	3,783,496.00	(317,941.50)	-	-	3,465,554.50	400.00	951,852.00	380,039.98	647,600.99	1,979,892.97	-	947,084.00	382,972.48	363,477.49	1,693,533.97	-	-	1,485,661.53	286,359.00	-
Traveling Expenses - Local	50201010 00	-	3,783,496.00	3,783,496.00	3,783,496.00	(317,941.50)	-	-	3,465,554.50	400.00	951,852.00	380,039.98	647,600.99	1,979,892.97	-	947,084.00	382,972.48	363,477.49	1,693,533.97	-	-	1,485,661.53	286,359.00	-
Traveling Expenses - Foreign	50201020 00	-	-	-	-	-	-	-	-	-	-	-	-	-	-	-	-	-	-	-	-	-	-	-
Training Expenses	50202010 00	-	-	-	-	-	-	-	-	-	-	-	-	-	-	-	-	-	-	-	-	-	-	-
Supplies and Materials Expenses		-	10,998,500.00	10,998,500.00	10,998,500.00	(552,113.00)	-	-	10,446,387.00	1,591,000.00	5,390,638.75	186,444.00	887,649.60	8,055,732.35	1,500,000.00	5,313,855.75	273,627.00	579,696.10	7,667,178.85	-	-	2,390,654.65	388,553.50	-
Office Supplies Expense	50203010 00	-	-	-	-	372,360.00	-	-	372,360.00	-	-	-	372,360.00	372,360.00	-	-	-	344,406.50	344,406.50	-	-	-	27,953.50	-
Accountable Forms Expenses	50203020 00	-	-	-	-	-	-	-	-	-	-	-	-	-	-	-	-	-	-	-	-	-	-	-
Drugs and Medicines	50203070 00	-	-	-	-	91,027.00	-	-	91,027.00	-	94,683.00	(3,656.00)	-	91,027.00	-	-	91,027.00	-	91,027.00	-	-	-	-	-
Medical, Dental and Laboratory Supplies Expense	50203080 00	-	-	-	-	-	-	-	-	-	-	-	-	-	-	-	-	-	-	-	-	-	-	-
Fuel, Oil and Lubricants	50203090 00	-	-	-	-	300.00	-	-	300.00	300.00	-	-	-	300.00	-	300.00	-	-	300.00	-	-	-	-	-
Other Supplies & Materials Expense	50203990 00	-	10,998,500.00	10,998,500.00	10,998,500.00	(1,015,800.00)	-	-	9,982,700.00	1,590,700.00	5,295,955.75	190,100.00	515,289.60	7,592,045.35	1,500,000.00	5,313,555.75	182,600.00	235,289.60	7,231,445.35	-	-	2,390,654.65	360,600.00	-
Utility Expenses		-	-	-	-	-	-	-	-	-	-	-	-	-	-	-	-	-	-	-	-	-	-	-
Water Expenses	50204010 00	-	-	-	-	-	-	-	-	-	-	-	-	-	-	-	-	-	-	-	-	-	-	-
Electricity Expenses	50204020 00	-	-	-	-	-	-	-	-	-	-	-	-	-	-	-	-	-	-	-	-	-	-	-
Communication Expenses		-	640,000.00	640,000.00	640,000.00	284,969.45	-	-	924,969.45	98,541.00	277,441.00	55,306.01	353,000.00	784,288.01	-	277,441.00	153,847.01	-	431,288.01	-	-	140,681.44	353,000.00	-
Postage and Courier Services	50205010 00	-	-	-	-	296,553.00	-	-	296,553.00	98,541.00	7,441.00	(97,429.00)	288,000.00	296,553.00	-	7,441.00	1,112.00	-	8,553.00	-	-	-	288,000.00	-
Telephone Expenses - Landline	50205020 02	-	-	-	-	-	-	-	-	-	-	-	-	-	-	-	-	-	-	-	-	-	-	-
Telephone Expenses - Mobile	50205020 01	-	640,000.00	640,000.00	640,000.00	(11,583.55)	-	-	628,416.45	-	270,000.00	152,735.01	65,000.00	487,735.01	-	270,000.00	152,735.01	-	422,735.01	-	-	140,681.44	65,000.00	-
Internet Subscription Expenses	50205030 00	-	-	-	-	-	-	-	-	-	-	-	-	-	-	-	-	-	-	-	-	-	-	-
Membership Dues and Contributions	50299060 00	-	-	-	-	-	-	-	-	-	-	-	-	-	-	-	-	-	-	-	-	-	-	-
Advertising Expense	50299010 00	-	-	-	-	1,669,731.00	-	-	1,669,731.00	19,488.00	1,877,694.00	(9,744.00)	(217,707.00)	1,669,731.00	-	19,488.00	1,811,950.00	(217,707.00)	1,613,731.00	-	-	-	56,000.00	-
Printing and Publication Expense	50299020 00	-	-	-	-	-	-	-	-	-	-	-	-	-	-	-	-	-	-	-	-	-	-	-
Rent Expense	50299050 00	-	31,008,600.00	31,008,600.00	31,008,600.00	9,269,678.91	-	-	40,278,278.91	-	33,372,978.58	1,402,350.33	3,354,950.00	38,130,278.91	-	24,478,274.00	9,207,804.91	1,908,250.00	35,594,328.91	-	-	2,148,000.00	2,535,950.00	-
Representation Expenses	50299030 00	-	2,575,000.00	2,575,000.00	2,575,000.00	553,584.25	-	-	3,128,584.25	275,690.00	1,684,130.25	702,504.28	134,215.84											

SUMMARY OF APPROPRIATIONS, ALLOTMENTS, OBLIGATIONS, DISBURSEMENTS AND BALANCES BY OBJECT OF EXPENDITURES  
As of the Quarter Ending December 31, 2014

Department: Department of Finance  
Agency/Operating Unit: Office of the Secretary  
Organizational Code (UACS): 11 001 0000000  
Funding Source Code (as clustered): 101101, 104102, 101405 & 101407

X	Current Year Appropriations
	Supplemental Appropriations
	Continuing Appropriations

Particulars	UACS CODE	Appropriations			Allotments					Current Year Obligations					Current Year Disbursements					Balances			
		Authorized Appropriations	Adjustments (Transfer To/From, Realignment)	Adjusted Appropriations	Allotments Received	Adjustments (Withdrawal, Realignment)	Transfer To	Transfer From	Adjusted Total Allotments	1st Quarter ending March 31	2nd Quarter ending June 30	3rd Quarter ending Sept. 30	4th Quarter ending Dec. 31	Total	1st Quarter ending March 31	2nd Quarter ending June 30	3rd Quarter ending Sept. 30	4th Quarter ending Dec. 31	Total	Unreleased Appropriations	Unobligated Allotment	Unpaid Obligations (15-20)=(23+24)	
																						Due and Demandable	Not Yet Due and Demandable
1	2	3	4	5=(3+4)	6	7	8	9	10=([6+(-)]7+4-9)	11	12	13	14	15=(11+12+13+14)	16	17	18	19	20=(16+17+18+19)	21=(5-6)	22=(10-15)	23	24
Transportation and Delivery Expenses	50299040 00	-	-	-	-	-	-	-	-	-	-	-	-	-	-	-	-	-	-	-	-	-	-
Subscription Expense	50299070 00	-	-	-	-	-	-	-	-	-	-	-	-	-	-	-	-	-	-	-	-	-	-
Survey Expenses	50207010 00	-	-	-	-	-	-	-	-	-	-	-	-	-	-	-	-	-	-	-	-	-	-
Professional Services		-	520,000.00	520,000.00	520,000.00	1,720,000.00	-	-	2,240,000.00	450,000.00	1,400,000.00	-	390,000.00	2,240,000.00	-	-	1,400,000.00	390,000.00	1,790,000.00	-	-	450,000.00	-
Legal Services	50211010 00	-	-	-	-	-	-	-	-	-	-	-	-	-	-	-	-	-	-	-	-	-	-
Auditing Expense	50211020 00	-	-	-	-	-	-	-	-	-	-	-	-	-	-	-	-	-	-	-	-	-	-
Consultancy Service	50211030 00	-	-	-	-	-	-	-	-	-	-	-	-	-	-	-	-	-	-	-	-	-	-
Other Professional Services	50211990 00	-	520,000.00	520,000.00	520,000.00	1,720,000.00	-	-	2,240,000.00	450,000.00	1,400,000.00	-	390,000.00	2,240,000.00	-	-	1,400,000.00	390,000.00	1,790,000.00	-	-	450,000.00	-
General Services	50212000 00	-	-	-	-	-	-	-	-	-	-	-	-	-	-	-	-	-	-	-	-	-	-
Janitorial	50212020 00	-	-	-	-	-	-	-	-	-	-	-	-	-	-	-	-	-	-	-	-	-	-
Security Services	50212030 00	-	-	-	-	-	-	-	-	-	-	-	-	-	-	-	-	-	-	-	-	-	-
Repairs and Maintenance		-	-	-	-	69,800.00	-	-	69,800.00	-	-	-	69,800.00	69,800.00	-	-	-	-	-	-	-	69,800.00	-
Repairs and Maint. - Office Buildings	50213040 01	-	-	-	-	-	-	-	-	-	-	-	-	-	-	-	-	-	-	-	-	-	-
Repair & Maint. - Other Land Improvements	50213020 99	-	-	-	-	-	-	-	-	-	-	-	-	-	-	-	-	-	-	-	-	-	-
Repair & Maint. - Office Equipment	50213050 02	-	-	-	-	-	-	-	-	-	-	-	-	-	-	-	-	-	-	-	-	-	-
Repair & Maint. - Furniture & Fixtures	50213070 00	-	-	-	-	-	-	-	-	-	-	-	-	-	-	-	-	-	-	-	-	-	-
Repair & Maint. - ICT Equipment	50213050 03	-	-	-	-	69,800.00	-	-	69,800.00	-	-	-	69,800.00	69,800.00	-	-	-	-	-	-	-	69,800.00	-
Repair & Maint. - Communication Equipment	50213050 07	-	-	-	-	-	-	-	-	-	-	-	-	-	-	-	-	-	-	-	-	-	-
Repair & Maint. - Disaster Response & Rescue Equipment	50213050 09	-	-	-	-	-	-	-	-	-	-	-	-	-	-	-	-	-	-	-	-	-	-
Repair & Maint. - Medical Equipment	50213050 11	-	-	-	-	-	-	-	-	-	-	-	-	-	-	-	-	-	-	-	-	-	-
Repair & Maint. - Other Machineries and Equip't.	50213050 99	-	-	-	-	-	-	-	-	-	-	-	-	-	-	-	-	-	-	-	-	-	-
Repair & Maint. - Motor Vehicles	50213060 01	-	-	-	-	-	-	-	-	-	-	-	-	-	-	-	-	-	-	-	-	-	-
Repair & Maint. - Other Property, Plant & Equip't.	50213990 99	-	-	-	-	-	-	-	-	-	-	-	-	-	-	-	-	-	-	-	-	-	-
Confidential Expenses	50210010 00	-	-	-	-	-	-	-	-	-	-	-	-	-	-	-	-	-	-	-	-	-	-
Extraordinary & Miscellaneous Expenses	50210030 00	-	-	-	-	-	-	-	-	-	-	-	-	-	-	-	-	-	-	-	-	-	-
Taxes, Insurance Premiums and Other Fees		-	-	-	-	106,695.71	-	-	106,695.71	-	106,695.71	-	-	106,695.71	-	106,695.71	-	-	106,695.71	-	-	-	-
Taxes, Duties and Licenses	50215010 01	-	-	-	-	-	-	-	-	-	-	-	-	-	-	-	-	-	-	-	-	-	-
Fidelity Bond Premium	50215020 00	-	-	-	-	-	-	-	-	-	-	-	-	-	-	-	-	-	-	-	-	-	-
Insurance Expense	50215030 00	-	-	-	-	106,695.71	-	-	106,695.71	-	106,695.71	-	-	106,695.71	-	106,695.71	-	-	106,695.71	-	-	-	-
Other Maintenance & Operating Expenses	50299990 99	-	74,305,784.00	74,305,784.00	74,305,784.00	(12,804,404.82)	-	-	61,501,379.18	5,858,724.00	35,553,821.29	8,303,482.22	4,797,812.06	54,513,839.28	5,857,198.00	17,323,899.00	25,943,530.22	2,391,062.06	51,515,689.28	-	6,987,539.90	2,998,150.00	-
Sub-Total, MOOE	50200000 00	-	123,831,380.00	123,831,380.00	123,831,380.00	0.00	-	-	123,831,380.00	8,293,843.00	80,615,251.29	11,020,382.82	10,417,321.49	110,346,798.60	7,522,198.00	50,025,052.69	39,901,140.92	5,587,661.49	103,036,053.10	-	13,484,581.40	7,310,745.50	-
CAPITAL OUTLAY																							
Buildings and Other Structures Outlay																							
Office Buildings	50604040 01	-	-	-	-	-	-	-	-	-	-	-	-	-	-	-	-	-	-	-	-	-	-
Other Structures	50604040 99	-	-	-	-	-	-	-	-	-	-	-	-	-	-	-	-	-	-	-	-	-	-
Machinery and Equipment Outlay																							
Office Equipment	50604050 02	-	-	-	-	-	-	-	-	-	-	-	-	-	-	-	-	-	-	-	-	-	-
ICT Equipment	50604050 03	-	-	-	-	-	-	-	-	-	-	-	-	-	-	-	-	-	-	-	-	-	-
Communication Equipment	50604050 07	-	-	-	-	-	-	-	-	-	-	-	-	-	-	-	-	-	-	-	-	-	-
Disaster Response and Rescue Equipment	50604050 09	-	-	-	-	-	-	-	-	-	-	-	-	-	-	-	-	-	-	-	-	-	-
Medical Equipment	50604050 11	-	-	-	-	-	-	-	-	-	-	-	-	-	-	-	-	-	-	-	-	-	-
Other Machineries & Equipment	50604050 99	-	-	-	-	-	-	-	-	-	-	-	-	-	-	-	-	-	-	-	-	-	-
Transportation Equipment Outlay																							
Motor Vehicles	50604060 01	-	-	-	-	-	-	-	-	-	-	-	-	-	-	-	-	-	-	-	-	-	-
Furniture, Fixtures and Books Outlay																							
Furniture and Fixture	50604070 01	-	-	-	-	-	-	-	-	-	-	-	-	-	-	-	-	-	-	-	-	-	-
Books	50604070 02	-	-	-	-	-	-	-	-	-	-	-	-	-	-	-	-	-	-	-	-	-	-
Other Property, Plant & Equipment	50604090 99	-	-	-	-	-	-	-	-	-	-	-	-	-	-	-	-	-	-	-	-	-	-
Sub-Total, CO	50600000 00	-	-	-	-	-	-	-	-	-	-	-	-	-	-	-	-	-	-	-	-	-	-
TOTAL, SPF		-	159,835,508.00	159,835,508.00	159,835,508.00	0.00	-	-	159,835,508.00	8,670,152.80	81,710,844.26	11,293,480.01	44,569,466.75	146,243,943.82	7,522,198.00	51,496,955.46	40,174,238.11	36,975,768.72	136,169,160.29	-	13,591,564.18	10,074,783.53	-



SUMMARY OF APPROPRIATIONS, ALLOTMENTS, OBLIGATIONS, DISBURSEMENTS AND BALANCES BY OBJECT OF EXPENDITURES  
As of the Quarter Ending December 31, 2014

Department: Department of Finance  
Agency/Operating Unit: Office of the Secretary  
Organizational Code (UACS): 11 001 000000  
Funding Source Code (as clustered): 102101 & 102402

	Current Year Appropriations
	Supplemental Appropriations
x	Continuing Appropriations


Particulars	UACS CODE	Appropriations			Allotments					Current Year Obligations					Current Year Disbursements					Balances			
		Authorized Appropriations	Adjustments (Transfer To/From, Realignment)	Adjusted Appropriations	Allotments Received	Adjustments (Withdrawal, Realignment)	Transfer To	Transfer From	Adjusted Total Allotments	1st Quarter ending March 31	2nd Quarter ending June 30	3rd Quarter ending Sept. 30	4th Quarter ending Dec. 31	Total	1st Quarter ending March 31	2nd Quarter ending June 30	3rd Quarter ending Sept. 30	4th Quarter ending Dec. 31	Total	Unreleased Appropriations	Unobligated Allotment	Unpaid Obligations (15-20)=(23+24)	
																						Due and Demandable	Not Yet Due and Demandable
1	2	3	4	5=(3+4)	6	7	8	9	10=((6+(-))8+9)	11	12	13	14	15=(11+12+13+14)	16	17	18	19	20=(16+17+18+19)	21=(5-4)	22=(10-15)	23	24
RA 10352 FY 2014																							
A. AGENCY SPECIFIC BUDGET																							
Personnel Services		-	-	-	-	-	-	-	-	-	-	-	-	-	-	-	-	-	-	-	-	-	-
Maintenance & Other Operating Expenses		246,081,150.30	-	246,081,150.30	35,502,150.30	-	-	-	35,502,150.30	-	72,939.00	259,770.54	301,358.52	634,068.06	-	72,939.00	218,582.54	311,744.52	603,266.06	210,579,000.00	34,868,082.24	30,802.00	-
Capital Outlay		713,323.88	-	713,323.88	713,323.88	-	-	-	713,323.88	-	35,000.00	34,380.00	-	69,380.00	-	35,000.00	13,080.00	1,600.00	49,680.00	-	643,943.88	19,700.00	-
TOTAL		246,794,474.18	-	246,794,474.18	36,215,474.18	-	-	-	36,215,474.18	-	107,939.00	294,150.54	301,358.52	703,448.06	-	107,939.00	231,662.54	313,344.52	652,946.06	210,579,000.00	35,512,026.12	50,502.00	-
B. AUTOMATIC APPROPRIATIONS																							
Retirement & Life Insurance Premium		-	-	-	-	-	-	-	-	-	-	-	-	-	-	-	-	-	-	-	-	-	-
C. SPECIAL PURPOSE FUNDS																							
Contingent Fund																							
- Maintenance & Other Operating Expenses		210,950.00	-	210,950.00	210,950.00	-	-	-	210,950.00	-	-	-	-	-	-	-	-	-	-	-	210,950.00	-	-
- Capital Outlay		1,134,700.00	-	1,134,700.00	1,134,700.00	-	-	-	1,134,700.00	-	-	-	226,830.00	226,830.00	-	-	-	-	-	-	907,870.00	226,830.00	-
TOTAL		1,345,650.00	-	1,345,650.00	1,345,650.00	-	-	-	1,345,650.00	-	-	-	226,830.00	226,830.00	-	-	-	-	-	-	1,118,820.00	226,830.00	-
GRAND TOTAL		248,140,124.18	-	248,140,124.18	37,561,124.18	-	-	-	37,561,124.18	-	107,939.00	294,150.54	528,188.52	930,278.06	-	107,939.00	231,662.54	313,344.52	652,946.06	210,579,000.00	36,630,846.12	277,332.00	-

Certified Correct:



MA. LU/S.A. M. NOTARIO  
Chief Administrative Officer, Budget Division  
Date:

Certified Correct:



LOLITA R. VERDADERO  
Chief Accountant  
Date:  
4/7

Recommending Approval:



MA. LOURDES V. DEDAL  
Director IV, Central Financial Management Office  
Date:

Approved by:



MA. LOURDES B. RECENTE  
Assistant Secretary and Chief of Staff  
Date:

	Current Year Appropriations
	Supplemental Appropriations
x	Continuing Appropriations

[illegible]

SUMMARY OF APPROPRIATIONS, ALLOTMENTS, OBLIGATIONS, DISBURSEMENTS AND BALANCES BY OBJECT OF EXPENDITURES  
As of the Quarter Ending December 31, 2014

Department: Department of Finance  
Agency/Operating Unit: Office of the Secretary  
Organizational Code (UACS): 11 001 0000000  
Funding Source Code (as clustered): 102101 & 102402

	Current Year Appropriations
	Supplemental Appropriations
x	Continuing Appropriations

Particulars	UACS CODE	Appropriations			Allotments				Adjusted Total Allotments	Current Year Obligations					Current Year Disbursements					Balances			
		Authorized Appropriations	Adjustments (Transfer To/From, Realignment)	Adjusted Appropriations	Allotments Received	Adjustments (Withdrawal, Realignment)	Transfer To	Transfer From		1st Quarter ending March 31	2nd Quarter ending June 30	3rd Quarter ending Sept. 30	4th Quarter ending Dec. 31	Total	1st Quarter ending March 31	2nd Quarter ending June 30	3rd Quarter ending Sept. 30	4th Quarter ending Dec. 31	Total	Unreleased Appropriations	Unobligated Allotment	Unpaid Obligations (15-20)=(23+24)	
1	2	3	4	5=(3+4)	6	7	8	9	10=[(6+)-(7)+8+9]	11	12	13	14	15=[(11+12+13+14)]	16	17	18	19	20=[(16+17+18+19)]	21=[(5-6)]	22=[(10-15)]	23	24
Transportation and Delivery Expenses	50299040 00	-	-	-	-	-	-	-	-	-	-	-	-	-	-	-	-	-	-	-	-	-	-
Subscription Expense	50299070 00	8,523,476.90	-	8,523,476.90	8,523,476.90	-	-	-	8,523,476.90	-	-	-	-	-	-	-	-	-	-	-	8,523,476.90	-	-
Survey Expenses	50207010 00	158,000.00	-	158,000.00	158,000.00	-	-	-	158,000.00	-	-	-	-	-	-	-	-	-	-	-	158,000.00	-	-
Professional Services		223,105,697.95	-	223,105,697.95	12,526,697.95	(6,400.00)	-	-	12,520,297.95	-	-	-	-	-	-	-	-	-	-	210,579,000.00	12,520,297.95	-	-
Legal Services	50211010 00	-	-	-	-	-	-	-	-	-	-	-	-	-	-	-	-	-	-	-	-	-	-
Auditing Expense	50211020 00	-	-	-	-	-	-	-	-	-	-	-	-	-	-	-	-	-	-	-	-	-	-
Consultancy Service	50211030 00	-	-	-	-	-	-	-	-	-	-	-	-	-	-	-	-	-	-	-	-	-	-
Other Professional Services	50211990 00	223,105,697.95	-	223,105,697.95	12,526,697.95	(6,400.00)	-	-	12,520,297.95	-	-	-	-	-	-	-	-	-	-	210,579,000.00	12,520,297.95	-	-
General Services	50212000 00	-	-	-	-	-	-	-	-	-	-	-	-	-	-	-	-	-	-	-	-	-	-
Janitorial	50212020 00	-	-	-	-	-	-	-	-	-	-	-	-	-	-	-	-	-	-	-	-	-	-
Security Services	50212030 00	-	-	-	-	-	-	-	-	-	-	-	-	-	-	-	-	-	-	-	-	-	-
Repairs and Maintenance		1,166,346.59	-	1,166,346.59	1,166,346.59	-	-	-	1,166,346.59	-	-	-	-	-	-	-	-	-	-	-	1,166,346.59	-	-
Repairs and Maint. - Office Buildings	50213040 01	163,740.00	-	163,740.00	163,740.00	-	-	-	163,740.00	-	-	-	-	-	-	-	-	-	-	-	163,740.00	-	-
Repair & Maint. - Other Structures	50213040 99	-	-	-	-	-	-	-	-	-	-	-	-	-	-	-	-	-	-	-	-	-	-
Repair & Maint. - Office Equipment	50213050 02	112,755.00	-	112,755.00	112,755.00	-	-	-	112,755.00	-	-	-	-	-	-	-	-	-	-	-	112,755.00	-	-
Repair & Maint. - Furniture & Fixtures	50213070 00	125,000.00	-	125,000.00	125,000.00	-	-	-	125,000.00	-	-	-	-	-	-	-	-	-	-	-	125,000.00	-	-
Repair & Maint. - ICT Equipment	50213050 03	468,961.59	-	468,961.59	468,961.59	-	-	-	468,961.59	-	-	-	-	-	-	-	-	-	-	-	468,961.59	-	-
Repair & Maint. - Communication Equipment	50213050 07	-	-	-	-	-	-	-	-	-	-	-	-	-	-	-	-	-	-	-	-	-	-
Repair & Maint. - Disaster Response & Rescue Equipment	50213050 09	-	-	-	-	-	-	-	-	-	-	-	-	-	-	-	-	-	-	-	-	-	-
Repair & Maint. - Medical Equipment	50213050 11	-	-	-	-	-	-	-	-	-	-	-	-	-	-	-	-	-	-	-	-	-	-
Repair & Maint. - Other Machineries and Equip'l.	50213050 99	191,890.00	-	191,890.00	191,890.00	-	-	-	191,890.00	-	-	-	-	-	-	-	-	-	-	-	191,890.00	-	-
Repair & Maint. - Motor Vehicles	50213060 01	-	-	-	-	-	-	-	-	-	-	-	-	-	-	-	-	-	-	-	-	-	-
Repair & Maint. - Other Property, Plant & Equip'l.	50213990 99	104,000.00	-	104,000.00	104,000.00	-	-	-	104,000.00	-	-	-	-	-	-	-	-	-	-	-	104,000.00	-	-
Confidential Expenses	50210010 00	1,000,000.00	-	1,000,000.00	1,000,000.00	-	-	-	1,000,000.00	-	-	-	-	-	-	-	-	-	-	-	1,000,000.00	-	-
Extraordinary & Miscellaneous Expenses	50210030 00	950,536.43	-	950,536.43	950,536.43	-	-	-	950,536.43	-	-	-	-	-	-	-	-	-	-	-	950,536.43	-	-
Taxes, Insurance Premiums and Other Fees		1,306,690.00	-	1,306,690.00	1,306,690.00	-	-	-	1,306,690.00	-	-	-	-	-	-	-	-	-	-	-	1,306,690.00	-	-
Taxes, Duties and Licenses	50215010 01	883,774.25	-	883,774.25	883,774.25	-	-	-	883,774.25	-	-	-	-	-	-	-	-	-	-	-	883,774.25	-	-
Fidelity Bond Premium	50215020 00	422,915.75	-	422,915.75	422,915.75	-	-	-	422,915.75	-	-	-	-	-	-	-	-	-	-	-	422,915.75	-	-
Insurance Expense	50215030 00	-	-	-	-	-	-	-	-	-	-	-	-	-	-	-	-	-	-	-	-	-	-
Other Maintenance & Operating Expenses	50299990 99	-	-	-	-	-	-	-	-	-	-	-	-	-	-	-	-	-	-	-	-	-	-
Sub-Total, MOOE	50200000 00	246,292,100.30	-	246,292,100.30	35,713,100.30	-	-	-	35,713,100.30	-	72,939.00	259,770.54	301,358.52	634,068.06	-	72,939.00	218,582.54	311,744.52	603,266.06	210,579,000.00	35,079,032.24	30,802.00	-
CAPITAL OUTLAY		-	-	-	-	-	-	-	-	-	-	-	-	-	-	-	-	-	-	-	-	-	-
Buildings and Other Structures Outlay		-	-	-	-	-	-	-	-	-	-	-	-	-	-	-	-	-	-	-	-	-	-
Office Buildings	50604040 01	-	-	-	-	-	-	-	-	-	-	-	-	-	-	-	-	-	-	-	-	-	-
Other Structures	50604040 99	-	-	-	-	-	-	-	-	-	-	-	-	-	-	-	-	-	-	-	-	-	-
Machinery and Equipment Outlay		1,012,855.84	-	1,012,855.84	1,012,855.84	-	-	-	1,012,855.84	-	-	34,380.00	226,830.00	261,210.00	-	-	13,080.00	1,600.00	14,680.00	-	751,645.84	246,530.00	-
Office Equipment	50604050 02	205,655.84	-	205,655.84	205,655.84	(32,780.00)	-	-	172,875.84	-	-	1,600.00	-	1,600.00	-	-	1,600.00	1,600.00	-	-	171,275.84	-	-
ICT Equipment	50604050 03	807,200.00	-	807,200.00	807,200.00	32,780.00	-	-	839,980.00	-	-	32,780.00	226,830.00	259,610.00	-	-	13,080.00	-	13,080.00	-	580,370.00	246,530.00	-
Communication Equipment	50604050 07	-	-	-	-	-	-	-	-	-	-	-	-	-	-	-	-	-	-	-	-	-	-
Medical Equipment	50604050 11	-	-	-	-	-	-	-	-	-	-	-	-	-	-	-	-	-	-	-	-	-	-
Other Machineries & Equipment	50604050 99	-	-	-	-	-	-	-	-	-	-	-	-	-	-	-	-	-	-	-	-	-	-
Transportation Equipment Outlay		-	-	-	-	-	-	-	-	-	-	-	-	-	-	-	-	-	-	-	-	-	-
Motor Vehicles	50604060 01	-	-	-	-	-	-	-	-	-	-	-	-	-	-	-	-	-	-	-	-	-	-
Furniture, Fixtures and Books Outlay		713,234.04	-	713,234.04	713,234.04	-	-	-	713,234.04	-	35,000.00	-	-	35,000.00	-	35,000.00	-	-	35,000.00	-	678,234.04	-	-
Furniture and Fixture	50604070 01	-	-	-	-	-	-	-	-	-	-	-	-	-	-	-	-	-	-	-	302,813.00	-	-
Books	50604070 02	410,421.04	-	410,421.04	410,421.04	-	-	-	410,421.04	-	35,000.00	-	-	35,000.00	-	35,000.00	-	-	35,000.00	-	375,421.04	-	-
Other Property, Plant & Equipment	50604090 99	121,934.00	-	121,934.00	121,934.00	-	-	-	121,934.00	-	-	-	-	-	-	-	-	-	-	-	121,934.00	-	-
Sub-Total, CJ	50600000 00	1,848,023.88	-	1,848,023.88	1,848,023.88	-	-	-	1,848,023.88	-	35,000.00	34,380.00	226,830.00	296,210.00	-	35,000.00	13,080.00	1,600.00	49,680.00	-	1,551,813.88	246,530.00	-
GRAND TOTAL		248,140,124.18	-	248,140,124.18	37,561,124.18	-	-	-	37,561,124.18	-	107,939.00	294,150.54	528,188.52	930,278.06	-	107,939.00	231,662.54	313,344.52	652,946.06	210,579,000.00	36,630,846.12	277,332.00	-



	Current Year Appropriations
	Supplemental Appropriations
x	Continuing Appropriations

SUMMARY OF APPROPRIATIONS, ALLOTMENTS, OBLIGATIONS, DISBURSEMENTS AND BALANCES BY OBJECT OF EXPENDITURES  
As of the Quarter Ending December 31, 2014

Department: Department of Finance  
Agency/Operating Unit: Office of the Secretary  
Organizational Code (UACS): 11 001 0000000  
Funding Source Code (as clustered): 102101 & 102402

	Current Year Appropriations
	Supplemental Appropriations
x	Continuing Appropriations

Particulars	UACS CODE	Appropriations			Allotments					Current Year Obligations					Current Year Disbursements					Balances			
		Authorized Appropriations	Adjustments (Transfer To/From, Realignment)	Adjusted Appropriations	Allotments Received	Adjustments (Withdrawal, Realignment)	Transfer To	Transfer From	Adjusted Total Allotments	1st Quarter ending March 31	2nd Quarter ending June 30	3rd Quarter ending Sept. 30	4th Quarter ending Dec. 31	Total	1st Quarter ending March 31	2nd Quarter ending June 30	3rd Quarter ending Sept. 30	4th Quarter ending Dec. 31	Total	Unreleased Appropriations	Unobligated Allotment	Unpaid Obligations (15-20)=(23+24)	
																						Due and Demandable	Not Yet Due and Demandable
1	2	3	4	5=(3+4)	6	7	8	9	10=(6+7+8+9)	11	12	13	14	15=(11+12+13+14)	16	17	18	19	20=(16+17+18+19)	21=(5-6)	22=(10-15)	23	24
<b>Transportation and Delivery Expenses</b>	50299040 00			-	-				-					-					-				
Subscription Expense	50299070 00	8,523,476.90		8,523,476.90	8,523,476.90				8,523,476.90					-					-		8,523,476.90	-	
Survey Expenses	50207010 00	158,000.00		158,000.00	158,000.00				158,000.00					-					-		158,000.00	-	
<b>Professional Services</b>		12,526,697.95	-	12,526,697.95	12,526,697.95	(6,400.00)	-	-	12,520,297.95	-	-	-	-	-	-	-	-	-	-		12,520,297.95	-	
Legal Services	50211010 00			-	-				-					-					-		-	-	
Auditing Expense	50211020 00			-	-				-					-					-		-	-	
Consultancy Service	50211030 00			-	-				-					-					-		-	-	
Other Professional Services	50211990 00	12,526,697.95		12,526,697.95	12,526,697.95	(6,400.00)			12,520,297.95					-					-		12,520,297.95	-	
<b>General Services</b>	50212000 00	-	-	-	-	-	-	-	-	-	-	-	-	-	-	-	-	-	-		-	-	
Janitorial	50212020 00			-	-				-					-					-		-	-	
Security Services	50212030 00			-	-				-					-					-		-	-	
<b>Repairs and Maintenance</b>		1,166,346.59	-	1,166,346.59	1,166,346.59	-	-	-	1,166,346.59	-	-	-	-	-	-	-	-	-	-		1,166,346.59	-	
Repairs and Maint. - Office Buildings	50213040 01	163,740.00		163,740.00	163,740.00				163,740.00					-					-		163,740.00	-	
Repair & Maint. - Other Structures	50213040 99			-	-				-					-					-		-	-	
Repair & Maint. - Office Equipment	50213050 02	112,755.00		112,755.00	112,755.00				112,755.00					-					-		112,755.00	-	
Repair & Maint. - Furniture & Fixtures	50213070 00	125,000.00		125,000.00	125,000.00				125,000.00					-					-		125,000.00	-	
Repair & Maint. - ICT Equipment	50213050 03	468,961.59		468,961.59	468,961.59				468,961.59					-					-		468,961.59	-	
Repair & Maint. - Communication Equipment	50213050 07			-	-				-					-					-		-	-	
Repair & Maint. - Disaster Response & Rescue Equipment	50213050 09			-	-				-					-					-		-	-	
Repair & Maint. - Medical Equipment	50213050 11			-	-				-					-					-		-	-	
Repair & Maint. - Other Machineries and Equip't.	50213050 99	191,890.00		191,890.00	191,890.00				191,890.00					-					-		191,890.00	-	
Repair & Maint. - Motor Vehicles	50213060 01			-	-				-					-					-		-	-	
Repair & Maint. - Other Property, Plant & Equip't.	50213990 99	104,000.00		104,000.00	104,000.00				104,000.00					-					-		104,000.00	-	
<b>Confidential Expenses</b>	50210010 00	1,000,000.00		1,000,000.00	1,000,000.00				1,000,000.00					-					-		1,000,000.00	-	
Extraordinary & Miscellaneous Expenses	50210030 00	950,536.43		950,536.43	950,536.43				950,536.43					-					-		950,536.43	-	
<b>Taxes, Insurance Premiums and Other Fees</b>		1,306,690.00	-	1,306,690.00	1,306,690.00	-	-	-	1,306,690.00	-	-	-	-	-	-	-	-	-	-		1,306,690.00	-	
Taxes, Duties and Licenses	50215010 01	883,774.25		883,774.25	883,774.25				883,774.25					-					-		883,774.25	-	
Fidelity Bond Premium	50215020 00	422,915.75		422,915.75	422,915.75				422,915.75					-					-		422,915.75	-	
Insurance Expense	50215030 00			-	-				-					-					-		-	-	
<b>Other Maintenance &amp; Operating Expenses</b>	50299990 99			-	-				-					-					-		-	-	
<b>Sub-Total, MOOE</b>	50200000 00	35,502,150.30	-	35,502,150.30	35,502,150.30	-	-	-	35,502,150.30	-	72,939.00	259,770.54	301,358.52	634,068.06	-	72,939.00	218,582.54	311,744.52	603,266.06	-	34,868,082.24	30,802.00	-
<b>CAPITAL OUTLAY</b>																							
<b>Buildings and Other Structures Outlay</b>		-	-	-	-	-	-	-	-	-	-	-	-	-	-	-	-	-	-		-	-	
Office Buildings	50604040 01			-	-				-					-					-		-	-	
Other Structures	50604040 99			-	-				-					-					-		-	-	
<b>Machinery and Equipment Outlay</b>		41,905.84	-	41,905.84	41,905.84	-	-	-	41,905.84	-	-	34,380.00	-	34,380.00	-	-	13,080.00	1,600.00	14,680.00	-	7,525.84	19,700.00	-
Office Equipment	50604050 02	41,905.84		41,905.84	41,905.84	(32,780.00)			9,125.84					1,600.00				1,600.00	-		7,525.84	-	
ICT Equipment	50604050 03			-	-	32,780.00			32,780.00			32,780.00		32,780.00					-		-	19,700.00	-
Communication Equipment	50604050 07			-	-				-					-			13,080.00		13,080.00	-	-	-	-
Medical Equipment	50604050 11			-	-				-					-					-		-	-	-
Other Machineries & Equipment	50604050 99			-	-				-					-					-		-	-	-
<b>Transportation Equipment Outlay</b>																							
Motor Vehicles	50604060 01			-	-				-					-					-		-	-	
<b>Furniture, Fixtures and Books Outlay</b>		549,484.04	-	549,484.04	549,484.04	-	-	-	549,484.04	-	35,000.00	-	-	35,000.00	-	35,000.00	-	-	35,000.00	-	514,484.04	-	
Furniture and Fixture	50604070 01	139,063.00		139,063.00	139,063.00				139,063.00					-					-		139,063.00	-	
Books	50604070 02	410,421.04		410,421.04	410,421.04				410,421.04		35,000.00			35,000.00		35,000.00			35,000.00	-	375,421.04	-	
<b>Other Property, Plant &amp; Equipment</b>	50604090 99	121,934.00		121,934.00	121,934.00				121,934.00					-					-		121,934.00	-	
<b>Sub-Total, CO</b>	50600000 00	713,323.88	-	713,323.88	713,323.88	-	-	-	713,323.88	-	35,000.00	34,380.00	-	69,380.00	-	35,000.00	13,080.00	1,600.00	49,680.00	-	643,943.88	19,700.00	-
<b>Locally-Funded Projects (LFPs)</b>																							
Refund of Service Development Fee for the Right to Develop the Nampadai Property in Tokyo, Japan																							
Other Professional Services	50211990 00	210,579,000.00		210,579,000.00					-					-					-	210,579,000.00	-	-	-
<b>TOTAL, Agency Specific Budget</b>		246,794,474.18	-	246,794,474.18	36,215,474.18	-	-	-	36,215,474.18	-	107,939.00	294,150.54	301,358.52	703,448.06	-	107,939.00	231,662.54	313,344.52	652,946.06	210,579,000.00	35,512,028.12	50,502.00	-

SUMMARY OF APPROPRIATIONS, ALLOTMENTS, OBLIGATIONS, DISBURSEMENTS AND BALANCES BY OBJECT OF EXPENDITURES  
As of the Quarter Ending December 31, 2014

Department: Department of Finance  
Agency/Operating Unit: Office of the Secretary  
Organizational Code (UACS): 11 001 0000000  
Funding Source Code (as clustered): 102101 & 102402

	Current Year Appropriations
	Supplemental Appropriations
x	Continuing Appropriations

Particulars	UACS CODE	Appropriations			Allotments					Current Year Obligations					Current Year Disbursements					Balances			
		Authorized Appropriations	Adjustments (Transfer To/From, Realignment)	Adjusted Appropriations	Allotments Received	Adjustments (Withdrawal, Realignment)	Transfer To	Transfer From	Adjusted Total Allotments	1st Quarter ending March 31	2nd Quarter ending June 30	3rd Quarter ending Sept. 30	4th Quarter ending Dec. 31	Total	1st Quarter ending March 31	2nd Quarter ending June 30	3rd Quarter ending Sept. 30	4th Quarter ending Dec. 31	Total	Unreleased Appropriations	Unobligated Allotment	Unpaid Obligations (15-20)=(23+24)	
																						Due and Demandable	Not Yet Due and Demandable
1	2	3	4	5=(3+4)	6	7	8	9	10=([6-+]-7)+8+9	11	12	13	14	15=(11+12+13+14)	16	17	18	19	20=(16+17+18+19)	21=(5-6)	22=(1+15)	23	24
<b>B. AUTOMATIC APPROPRIATIONS</b>																							
<b>PERSONNEL SERVICES</b>																							
Salaries and Wages		-	-	-	-	-	-	-	-	-	-	-	-	-	-	-	-	-	-	-	-	-	-
Salaries and Wages-Regular	50101010 01			-	-				-	-				-	-	-			-	-	-	-	-
Salaries and Wages-Contractual	50101020 00			-	-				-	-				-	-	-			-	-	-	-	-
Other Compensation		-	-	-	-	-	-	-	-	-	-	-	-	-	-	-	-	-	-	-	-	-	-
Personnel Economic Relief Allowance	50102010 01			-	-				-	-				-	-	-			-	-	-	-	-
Representation Allowance	50102020 00			-	-				-	-				-	-	-			-	-	-	-	-
Transportation Allowance	50102030 01			-	-				-	-				-	-	-			-	-	-	-	-
Clothing/Uniform Allowance	50102040 01			-	-				-	-				-	-	-			-	-	-	-	-
Subsistence Allowance	50102050 03			-	-				-	-				-	-	-			-	-	-	-	-
Laundry Allowance	50102060 04			-	-				-	-				-	-	-			-	-	-	-	-
Productivity Incentive Allowance	50102080 01			-	-				-	-				-	-	-			-	-	-	-	-
Other Bonuses and Allowances	50102990 00			-	-				-	-				-	-	-			-	-	-	-	-
Honoraria	50105100 01			-	-				-	-				-	-	-			-	-	-	-	-
Hazard Pay	50102110 01			-	-				-	-				-	-	-			-	-	-	-	-
Longevity Pay	50102120 01			-	-				-	-				-	-	-			-	-	-	-	-
Overtime Pay	50102130 01			-	-				-	-				-	-	-			-	-	-	-	-
Cash Gift	50102150 01			-	-				-	-				-	-	-			-	-	-	-	-
Year-End Bonus	50102140 01			-	-				-	-				-	-	-			-	-	-	-	-
Personnel Benefit Contributions		-	-	-	-	-	-	-	-	-	-	-	-	-	-	-	-	-	-	-	-	-	-
Retirement and Life Insurance Premiums	50103010 00			-	-				-	-				-	-	-			-	-	-	-	-
PAG-IBIG Contribution	50103020 01			-	-				-	-				-	-	-			-	-	-	-	-
Philhealth Contributions	50103030 01			-	-				-	-				-	-	-			-	-	-	-	-
ECIP Contributions	50103040 01			-	-				-	-				-	-	-			-	-	-	-	-
Retirement Gratuity	50104020 01			-	-				-	-				-	-	-			-	-	-	-	-
Terminal Leave Benefits	50104030 01			-	-				-	-				-	-	-			-	-	-	-	-
Other Personnel Benefits	50104990 99			-	-				-	-				-	-	-			-	-	-	-	-
Sub-Total, PS	50100000 00	-	-	-	-	-	-	-	-	-	-	-	-	-	-	-	-	-	-	-	-	-	-
<b>MAINTENANCE AND OTHER OPERATING EXPENSES</b>																							
Traveling Expenses		-	-	-	-	-	-	-	-	-	-	-	-	-	-	-	-	-	-	-	-	-	-
Traveling Expenses - Local	50201010 00			-	-				-	-				-	-	-			-	-	-	-	-
Traveling Expenses - Foreign	50201020 00			-	-				-	-				-	-	-			-	-	-	-	-
Training Expenses	50202010 00			-	-				-	-				-	-	-			-	-	-	-	-
Supplies and Materials Expenses		-	-	-	-	-	-	-	-	-	-	-	-	-	-	-	-	-	-	-	-	-	-
Office Supplies Expense	50203010 00			-	-				-	-				-	-	-			-	-	-	-	-
Accountable Forms Expenses	50203020 00			-	-				-	-				-	-	-			-	-	-	-	-
Drugs and Medicines	50203070 00			-	-				-	-				-	-	-			-	-	-	-	-
Medical, Dental and Laboratory Supplies Expense	50203080 00			-	-				-	-				-	-	-			-	-	-	-	-
Fuel, Oil and Lubricants	50203090 00			-	-				-	-				-	-	-			-	-	-	-	-
Other Supplies & Materials Expense	50203990 00			-	-				-	-				-	-	-			-	-	-	-	-
Utility Expenses		-	-	-	-	-	-	-	-	-	-	-	-	-	-	-	-	-	-	-	-	-	-
Water Expenses	50204010 00			-	-				-	-				-	-	-			-	-	-	-	-
Electricity Expenses	50204020 00			-	-				-	-				-	-	-			-	-	-	-	-
Communication Expenses		-	-	-	-	-	-	-	-	-	-	-	-	-	-	-	-	-	-	-	-	-	-
Postage and Courier Services	50205010 00			-	-				-	-				-	-	-			-	-	-	-	-
Telephone Expenses - Landline	50205020 02			-	-				-	-				-	-	-			-	-	-	-	-
Telephone Expenses - Mobile	50205020 01			-	-				-	-				-	-	-			-	-	-	-	-
Internet Subscription Expenses	50205030 00			-	-				-	-				-	-	-			-	-	-	-	-
Membership Dues and Contributions	50299060 00			-	-				-	-				-	-	-			-	-	-	-	-
Advertising Expense	50299010 00			-	-				-	-				-	-	-			-	-	-	-	-
Printing and Publication Expense	50299020 00			-	-				-	-				-	-	-			-	-	-	-	-
Rent Expense	50299050 00			-	-				-	-				-	-	-			-	-	-	-	-
Representation Expenses	50299030 00			-	-				-	-				-	-	-			-	-	-	-	-



	Current Year Appropriations
	Supplemental Appropriations
x	Continuing Appropriations

Particulars	UACS CODE	Appropriations			Allotments					Current Year Obligations					Current Year Disbursements					Balances			
		Authorized Appropriations	Adjustments (Transfer To/From, Realignment)	Adjusted Appropriations	Allotment Received	Adjustments (Withdrawal, Realignment)	Transfer To	Transfer From	Adjusted Total Allotments	1st Quarter ending March 31	2nd Quarter ending June 30	3rd Quarter ending Sept. 30	4th Quarter ending Dec. 31	Total	1st Quarter ending March 31	2nd Quarter ending June 30	3rd Quarter ending Sept. 30	4th Quarter ending Dec. 31	Total	Unreleased Appropriations	Unobligated Allotment	Unpaid Obligations (15-20)=(23+24)	
																						Due and Demandable	Not Yet Due and Demandable
1	2	3	4	5=(3-4)	6	7	8	9	10=(8+)-(7)-8-9	11	12	13	14	15=(11+12+13+14)	16	17	18	19	20=(16+17+18+19)	21=(5-6)	22=(10-15)	23	24
Transportation and Delivery Expenses	50299040 00			-	-				-					-					-	-	-	-	
Subscription Expense	50299070 00			-	-				-					-					-	-	-	-	
Survey Expenses	50207010 00			-	-				-					-					-	-	-	-	
Professional Services		-	-	-	-	-	-	-	-	-	-	-	-	-	-	-	-	-	-	-	-	-	-
Legal Services	50211010 00			-	-				-					-					-	-	-	-	
Auditing Expense	50211020 00			-	-				-					-					-	-	-	-	
Consultancy Service	50211030 00			-	-				-					-					-	-	-	-	
Other Professional Services	50211990 00			-	-				-					-					-	-	-	-	
General Services	50212000 00	-	-	-	-	-	-	-	-	-	-	-	-	-	-	-	-	-	-	-	-	-	-
Janitorial	50212020 00			-	-				-					-					-	-	-	-	
Security Services	50212030 00			-	-				-					-					-	-	-	-	
Repairs and Maintenance		-	-	-	-	-	-	-	-	-	-	-	-	-	-	-	-	-	-	-	-	-	-
Repairs and Maint. - Office Buildings	50213040 01			-	-				-					-					-	-	-	-	
Repair & Maint. - Other Structures	50213040 99			-	-				-					-					-	-	-	-	
Repair & Maint. - Office Equipment	50213050 02			-	-				-					-					-	-	-	-	
Repair & Maint. - Furniture & Fixtures	50213070 00			-	-				-					-					-	-	-	-	
Repair & Maint. - ICT Equipment	50213050 03			-	-				-					-					-	-	-	-	
Repair & Maint. - Communication Equipment	50213050 07			-	-				-					-					-	-	-	-	
Repair & Maint. - Disaster Response & Rescue Equipment	50213050 09			-	-				-					-					-	-	-	-	
Repair & Maint. - Medical Equipment	50213050 11			-	-				-					-					-	-	-	-	
Repair & Maint. - Other Machineries and Equip't.	50213050 99			-	-				-					-					-	-	-	-	
Repair & Maint. - Motor Vehicles	50213060 01			-	-				-					-					-	-	-	-	
Repair & Maint. - Other Property, Plant & Equip't.	50213990 99			-	-				-					-					-	-	-	-	
Confidential Expenses	50210010 00			-	-				-					-					-	-	-	-	
Extraordinary & Miscellaneous Expenses	50210030 00			-	-				-					-					-	-	-	-	
Taxes, Insurance Premiums and Other Fees		-	-	-	-	-	-	-	-	-	-	-	-	-	-	-	-	-	-	-	-	-	-
Taxes, Duties and Licenses	50215010 01			-	-				-					-					-	-	-	-	
Fidelity Bond Premium	50215020 00			-	-				-					-					-	-	-	-	
Insurance Expense	50215030 00			-	-				-					-					-	-	-	-	
Other Maintenance & Operating Expenses	50299990 99			-	-				-					-					-	-	-	-	
Sub-Total, MOOE	50200000 00	-	-	-	-	-	-	-	-	-	-	-	-	-	-	-	-	-	-	-	-	-	-
CAPITAL OUTLAY																							
Buildings and Other Structures Outlay		-	-	-	-	-	-	-	-	-	-	-	-	-	-	-	-	-	-	-	-	-	-
Office Buildings	50604040 01			-	-				-					-					-	-	-	-	
Other Structures	50604040 99			-	-				-					-					-	-	-	-	
Machinery and Equipment Outlay		-	-	-	-	-	-	-	-	-	-	-	-	-	-	-	-	-	-	-	-	-	-
Office Equipment	50604050 02			-	-				-					-					-	-	-	-	
ICT Equipment	50604050 03			-	-				-					-					-	-	-	-	
Communication Equipment	50604050 07			-	-				-					-					-	-	-	-	
Medical Equipment	50604050 11			-	-				-					-					-	-	-	-	
Other Machineries & Equipment	50604050 99			-	-				-					-					-	-	-	-	
Transportation Equipment Outlay																							
Motor Vehicles	50604060 01			-	-				-					-					-	-	-	-	
Furniture, Fixtures and Books Outlay		-	-	-	-	-	-	-	-	-	-	-	-	-	-	-	-	-	-	-	-	-	-
Furniture and Fixture	50604070 01			-	-				-					-					-	-	-	-	
Books	50604070 02			-	-				-					-					-	-	-	-	
Other Property, Plant & Equipment	50604090 99			-	-				-					-					-	-	-	-	
Sub-Total, CO	50600000 00	-	-	-	-	-	-	-	-	-	-	-	-	-	-	-	-	-	-	-	-	-	-
TOTAL, Automatic Appropriations		-	-	-	-	-	-	-	-	-	-	-	-	-	-	-	-	-	-	-	-	-	-

SUMMARY OF APPROPRIATIONS, ALLOTMENTS, OBLIGATIONS, DISBURSEMENTS AND BALANCES BY OBJECT OF EXPENDITURES  
As of the Quarter Ending December 31, 2014

Department: Department of Finance  
Agency/Operating Unit: Office of the Secretary  
Organizational Code (UACS): 11 001 0000000  
Funding Source Code (as clustered): 102101 & 102402

	Current Year Appropriations
	Supplemental Appropriations
x	Continuing Appropriations

Particulars	UACS CODE	Appropriations			Allotments					Current Year Obligations					Current Year Disbursements					Balances			
		Authorized Appropriations	Adjustments (Transfer To/From, Realignment)	Adjusted Appropriations	Allotments Received	Adjustments (Withdrawal, Realignment)	Transfer To	Transfer From	Adjusted Total Allotments	1st Quarter ending March 31	2nd Quarter ending June 30	3rd Quarter ending Sept. 30	4th Quarter ending Dec. 31	Total	1st Quarter ending March 31	2nd Quarter ending June 30	3rd Quarter ending Sept. 30	4th Quarter ending Dec. 31	Total	Unreleased Appropriations	Unobligated Allotment	Unpaid Obligations (15-20)=(23+24)	
																						Due and Demandable	Not Yet Due and Demandable
1	2	3	4	5=(3+4)	6	7	8	9	10=(6+(-7)+8+9)	11	12	13	14	15=(11+12+13+14)	16	17	18	19	20=(16+17+18+19)	21=(5-6)	22=(10-15)	23	24
C. SPECIAL PURPOSE FUNDS																							
Contingent Fund																							
PERSONNEL SERVICES																							
Salaries and Wages		-	-	-	-	-	-	-	-	-	-	-	-	-	-	-	-	-	-	-	-	-	-
Salaries and Wages-Regular	50101010 01			-	-				-					-					-		-	-	-
Salaries and Wages-Contractual	50101020 00			-	-				-					-					-		-	-	-
Other Compensation		-	-	-	-	-	-	-	-	-	-	-	-	-	-	-	-	-	-	-	-	-	-
Personnel Economic Relief Allowance	50102010 01			-	-				-					-					-		-	-	-
Representation Allowance	50102020 00			-	-				-					-					-		-	-	-
Transportation Allowance	50102030 01			-	-				-					-					-		-	-	-
Clothing/Uniform Allowance	50102040 01			-	-				-					-					-		-	-	-
Subsistence Allowance	50102050 03			-	-				-					-					-		-	-	-
Laundry Allowance	50102060 04			-	-				-					-					-		-	-	-
Productivity Incentive Allowance	50102080 01			-	-				-					-					-		-	-	-
Other Bonuses and Allowances	50102990 00			-	-				-					-					-		-	-	-
Honoraria	50105100 01			-	-				-					-					-		-	-	-
Hazard Pay	50102110 01			-	-				-					-					-		-	-	-
Longevity Pay	50102120 01			-	-				-					-					-		-	-	-
Overtime Pay	50102130 01			-	-				-					-					-		-	-	-
Cash Gift	50102150 01			-	-				-					-					-		-	-	-
Year-End Bonus	50102140 01			-	-				-					-					-		-	-	-
Personnel Benefit Contributions		-	-	-	-	-	-	-	-	-	-	-	-	-	-	-	-	-	-	-	-	-	-
Retirement and Life Insurance Premiums	50103010 00			-	-				-					-					-		-	-	-
PAG-BIG Contribution	50103020 01			-	-				-					-					-		-	-	-
Philhealth Contributions	50103030 01			-	-				-					-					-		-	-	-
ECIP Contributions	50103040 01			-	-				-					-					-		-	-	-
Retirement Gratuity	50104020 01			-	-				-					-					-		-	-	-
Terminal Leave Benefits	50104030 01			-	-				-					-					-		-	-	-
Other Personnel Benefits	50104990 99			-	-				-					-					-		-	-	-
Sub-Total, PS	50100000 00	-	-	-	-	-	-	-	-	-	-	-	-	-	-	-	-	-	-	-	-	-	-
MAINTENANCE AND OTHER OPERATING EXPENSES																							
Traveling Expenses		-	-	-	-	-	-	-	-	-	-	-	-	-	-	-	-	-	-	-	-	-	-
Traveling Expenses - Local	50201010 00			-	-				-					-					-		-	-	-
Traveling Expenses - Foreign	50201020 00			-	-				-					-					-		-	-	-
Training Expenses	50202010 00			-	-				-					-					-		-	-	-
Supplies and Materials Expenses		210,950.00	-	210,950.00	210,950.00	-	-	-	210,950.00	-	-	-	-	-	-	-	-	-	-	-	210,950.00	-	-
Office Supplies Expense	50203010 00	210,950.00		210,950.00	210,950.00				210,950.00					-					-		210,950.00	-	-
Accountable Forms Expenses	50203020 00			-	-				-					-					-		-	-	-
Drugs and Medicines	50203070 00			-	-				-					-					-		-	-	-
Medical, Dental and Laboratory Supplies Expense	50203080 00			-	-				-					-					-		-	-	-
Fuel, Oil and Lubricants	50203090 00			-	-				-					-					-		-	-	-
Other Supplies & Materials Expense	50203990 00			-	-				-					-					-		-	-	-
Utility Expenses		-	-	-	-	-	-	-	-	-	-	-	-	-	-	-	-	-	-	-	-	-	-
Water Expenses	50204010 00			-	-				-					-					-		-	-	-
Electricity Expenses	50204020 00			-	-				-					-					-		-	-	-
Communication Expenses		-	-	-	-	-	-	-	-	-	-	-	-	-	-	-	-	-	-	-	-	-	-
Postage and Courier Services	50205010 00			-	-				-					-					-		-	-	-
Telephone Expenses - Landline	50205020 02			-	-				-					-					-		-	-	-
Telephone Expenses - Mobile	50205020 01			-	-				-					-					-		-	-	-
Internet Subscription Expenses	50205030 00			-	-				-					-					-		-	-	-
Membership Dues and Contributions	50299060 00			-	-				-					-					-		-	-	-
Advertising Expense	50299010 00			-	-				-					-					-		-	-	-
Printing and Publication Expense	50299020 00			-	-				-					-					-		-	-	-
Rent Expense	50299050 00			-	-				-					-					-		-	-	-
Representation Expenses	50299030 00			-	-				-					-					-		-	-	-

**SUMMARY OF APPROPRIATIONS, ALLOTMENTS, OBLIGATIONS, DISBURSEMENTS AND BALANCES BY OBJECT OF EXPENDITURES**  
As of the Quarter Ending December 31, 2014

FAR No. 1-A

Department: Department of Finance  
Agency/Operating Unit: Office of the Secretary  
Organizational Code (UACS): 11 001 0000000  
Funding Source Code (as clustered): 102101 & 102402

	Current Year Appropriations
	Supplemental Appropriations
x	Continuing Appropriations

Particulars	UACS CODE	Appropriations			Allotments				Adjusted Total Allotments	Current Year Obligations					Current Year Disbursements					Balances			
		Authorized Appropriations	Adjustments (Transfer To/From, Realignment)	Adjusted Appropriations	Allotments Received	Adjustments (Withdrawal, Realignment)	Transfer To	Transfer From		1st Quarter ending March 31	2nd Quarter ending June 30	3rd Quarter ending Sept. 30	4th Quarter ending Dec. 31	Total	1st Quarter ending March 31	2nd Quarter ending June 30	3rd Quarter ending Sept. 30	4th Quarter ending Dec. 31	Total	Unreleased Appropriations	Unobligated Allotment	Unpaid Obligations (15-20)=(23+24)	
1	2	3	4	5=(3+4)	6	7	8	9	10=([6+(-)7]-8-9)	11	12	13	14	15=([11+12+13+14])	16	17	18	19	20=([16+17+18+19])	21=[5-6]	22=(10-15)	23	24
Transportation and Delivery Expenses	50299040 00			-	-				-					-					-	-	-	-	
Subscription Expense	50299070 00			-	-				-					-					-	-	-	-	
Survey Expenses	50207010 00			-	-				-					-					-	-	-	-	
Professional Services		-	-	-	-	-	-	-	-	-	-	-	-	-	-	-	-	-	-	-	-	-	-
Legal Services	50211010 00			-	-				-					-					-	-	-	-	
Auditing Expense	50211020 00			-	-				-					-					-	-	-	-	
Consultancy Service	50211030 00			-	-				-					-					-	-	-	-	
Other Professional Services	50211990 00			-	-				-					-					-	-	-	-	
General Services	50212000 00	-	-	-	-	-	-	-	-	-	-	-	-	-	-	-	-	-	-	-	-	-	-
Janitorial	50212020 00			-	-				-					-					-	-	-	-	
Security Services	50212030 00			-	-				-					-					-	-	-	-	
Repairs and Maintenance		-	-	-	-	-	-	-	-	-	-	-	-	-	-	-	-	-	-	-	-	-	-
Repairs and Maint. - Office Buildings	50213040 01			-	-				-					-					-	-	-	-	
Repair & Maint. - Other Structures	50213040 99			-	-				-					-					-	-	-	-	
Repair & Maint. - Office Equipment	50213050 02			-	-				-					-					-	-	-	-	
Repair & Maint. - Furniture & Fixtures	50213070 00			-	-				-					-					-	-	-	-	
Repair & Maint. - ICT Equipment	50213050 03			-	-				-					-					-	-	-	-	
Repair & Maint. - Communication Equipment	50213050 07			-	-				-					-					-	-	-	-	
Repair & Maint. - Disaster Response & Rescue Equipment	50213050 09			-	-				-					-					-	-	-	-	
Repair & Maint. - Medical Equipment	50213050 11			-	-				-					-					-	-	-	-	
Repair & Maint. - Other Machineries and Equip'l.	50213050 99			-	-				-					-					-	-	-	-	
Repair & Maint. - Motor Vehicles	50213060 01			-	-				-					-					-	-	-	-	
Repair & Maint. - Other Property, Plant & Equip't.	50213990 99			-	-				-					-					-	-	-	-	
Confidential Expenses	50210010 00			-	-				-					-					-	-	-	-	
Extraordinary & Miscellaneous Expenses	50210030 00			-	-				-					-					-	-	-	-	
Taxes, Insurance Premiums and Other Fees		-	-	-	-	-	-	-	-	-	-	-	-	-	-	-	-	-	-	-	-	-	-
Taxes, Duties and Licenses	50215010 01			-	-				-					-					-	-	-	-	
Fidelity Bond Premium	50215020 00			-	-				-					-					-	-	-	-	
Insurance Expense	50215030 00			-	-				-					-					-	-	-	-	
Other Maintenance & Operating Expenses	50299990 99			-	-				-					-					-	-	-	-	
Sub-Total, MOOE	50200000 00	210,950.00	-	210,950.00	210,950.00	-	-	-	210,950.00	-	-	-	-	-	-	-	-	-	-	-	210,950.00	-	-
CAPITAL OUTLAY																							
Buildings and Other Structures Outlay		-	-	-	-	-	-	-	-	-	-	-	-	-	-	-	-	-	-	-	-	-	-
Office Buildings	50604040 01			-	-				-					-					-	-	-	-	
Other Structures	50604040 99			-	-				-					-					-	-	-	-	
Machinery and Equipment Outlay		970,950.00	-	970,950.00	970,950.00	-	-	-	970,950.00	-	-	-	226,830.00	226,830.00	-	-	-	-	-	-	744,120.00	226,830.00	-
Office Equipment	50604050 02	163,750.00		163,750.00	163,750.00				163,750.00					-					-	-	163,750.00	-	
ICT Equipment	50604050 03	807,200.00		807,200.00	807,200.00				807,200.00				226,830.00	226,830.00					-	-	580,370.00	226,830.00	
Communication Equipment	50604050 07			-	-				-					-					-	-	-	-	
Medical Equipment	50604050 11			-	-				-					-					-	-	-	-	
Other Machineries & Equipment	50604050 99			-	-				-					-					-	-	-	-	
Transportation Equipment Outlay																							
Motor Vehicles	50604060 01			-	-				-					-					-	-	-	-	
Furniture, Fixtures and Books Outlay		163,750.00	-	163,750.00	163,750.00	-	-	-	163,750.00	-	-	-	-	-	-	-	-	-	-	-	163,750.00	-	
Furniture and Fixture	50604070 01	163,750.00		163,750.00	163,750.00				163,750.00					-					-	-	163,750.00	-	
Books	50604070 02			-	-				-					-					-	-	-	-	
Other Property, Plant & Equipment	50604090 99			-	-				-					-					-	-	-	-	
Sub-Total, CO	50600000 00	1,134,700.00	-	1,134,700.00	1,134,700.00	-	-	-	1,134,700.00	-	-	-	226,830.00	226,830.00	-	-	-	-	-	-	907,870.00	226,830.00	-
TOTAL, CF		1,345,650.00	-	1,345,650.00	1,345,650.00	-	-	-	1,345,650.00	-	-	-	226,830.00	226,830.00	-	-	-	-	-	-	1,118,820.00	226,830.00	-



	Current Year Appropriations
	Supplemental Appropriations
x	Continuing Appropriations

SUMMARY OF APPROPRIATIONS, ALLOTMENTS, OBLIGATIONS, DISBURSEMENTS AND BALANCES BY OBJECT OF EXPENDITURES  
As of the Quarter Ending December 31, 2014

Department: Department of Finance  
Agency/Operating Unit: Office of the Secretary  
Organizational Code (UACS): 11 001 0000000  
Funding Source Code (as clustered): 102101 & 102402

	Current Year Appropriations
	Supplemental Appropriations
x	Continuing Appropriations


Particulars	UACS CODE	Appropriations			Allotments					Current Year Obligations					Current Year Disbursements					Balances			
		Authorized Appropriations	Adjustments (Transfer To/From, Realignment)	Adjusted Appropriations	Allotments Received	Adjustments (Withdrawal, Realignment)	Transfer To	Transfer From	Adjusted Total Allotments	1st Quarter ending March 31	2nd Quarter ending June 30	3rd Quarter ending Sept. 30	4th Quarter ending Dec. 31	Total	1st Quarter ending March 31	2nd Quarter ending June 30	3rd Quarter ending Sept. 30	4th Quarter ending Dec. 31	Total	Unreleased Appropriations	Unobligated Allotment	Unpaid Obligations (15-20)=(23+24)	
																						Due and Demandable	Not Yet Due and Demandable
1	2	3	4	5=(3+4)	6	7	8	9	10=([5+(-)7]-8-9)	11	12	13	14	15=(11+12+13+14)	16	17	18	19	20=(16+17+18+19)	21=(5-6)	22=(10-15)	23	24
Transportation and Delivery Expenses	50299040 00	-	-	-	-	-	-	-	-	-	-	-	-	-	-	-	-	-	-	-	-	-	-
Subscription Expense	50299070 00	-	-	-	-	-	-	-	-	-	-	-	-	-	-	-	-	-	-	-	-	-	-
Survey Expenses	50207010 00	-	-	-	-	-	-	-	-	-	-	-	-	-	-	-	-	-	-	-	-	-	-
Professional Services		-	-	-	-	-	-	-	-	-	-	-	-	-	-	-	-	-	-	-	-	-	-
Legal Services	50211010 00	-	-	-	-	-	-	-	-	-	-	-	-	-	-	-	-	-	-	-	-	-	-
Auditing Expense	50211020 00	-	-	-	-	-	-	-	-	-	-	-	-	-	-	-	-	-	-	-	-	-	-
Consultancy Service	50211030 00	-	-	-	-	-	-	-	-	-	-	-	-	-	-	-	-	-	-	-	-	-	-
Other Professional Services	50211990 00	-	-	-	-	-	-	-	-	-	-	-	-	-	-	-	-	-	-	-	-	-	-
General Services	50212000 00	-	-	-	-	-	-	-	-	-	-	-	-	-	-	-	-	-	-	-	-	-	-
Janitorial	50212020 00	-	-	-	-	-	-	-	-	-	-	-	-	-	-	-	-	-	-	-	-	-	-
Security Services	50212030 00	-	-	-	-	-	-	-	-	-	-	-	-	-	-	-	-	-	-	-	-	-	-
Repairs and Maintenance		-	-	-	-	-	-	-	-	-	-	-	-	-	-	-	-	-	-	-	-	-	-
Repairs and Maint. - Office Buildings	50213040 01	-	-	-	-	-	-	-	-	-	-	-	-	-	-	-	-	-	-	-	-	-	-
Repair & Maint. - Other Structures	50213040 99	-	-	-	-	-	-	-	-	-	-	-	-	-	-	-	-	-	-	-	-	-	-
Repair & Maint. - Office Equipment	50213050 02	-	-	-	-	-	-	-	-	-	-	-	-	-	-	-	-	-	-	-	-	-	-
Repair & Maint. - Furniture & Fixtures	50213070 00	-	-	-	-	-	-	-	-	-	-	-	-	-	-	-	-	-	-	-	-	-	-
Repair & Maint. - ICT Equipment	50213050 03	-	-	-	-	-	-	-	-	-	-	-	-	-	-	-	-	-	-	-	-	-	-
Repair & Maint. - Communication Equipment	50213050 07	-	-	-	-	-	-	-	-	-	-	-	-	-	-	-	-	-	-	-	-	-	-
Repair & Maint. - Disaster Response & Rescue Equipment	50213050 09	-	-	-	-	-	-	-	-	-	-	-	-	-	-	-	-	-	-	-	-	-	-
Repair & Maint. - Medical Equipment	50213050 11	-	-	-	-	-	-	-	-	-	-	-	-	-	-	-	-	-	-	-	-	-	-
Repair & Maint. - Other Machineries and Equip't.	50213050 99	-	-	-	-	-	-	-	-	-	-	-	-	-	-	-	-	-	-	-	-	-	-
Repair & Maint. - Motor Vehicles	50213060 01	-	-	-	-	-	-	-	-	-	-	-	-	-	-	-	-	-	-	-	-	-	-
Repair & Maint. - Other Property, Plant & Equip't.	50213990 99	-	-	-	-	-	-	-	-	-	-	-	-	-	-	-	-	-	-	-	-	-	-
Confidential Expenses	50210010 00	-	-	-	-	-	-	-	-	-	-	-	-	-	-	-	-	-	-	-	-	-	-
Extraordinary & Miscellaneous Expenses	50210030 00	-	-	-	-	-	-	-	-	-	-	-	-	-	-	-	-	-	-	-	-	-	-
Taxes, Insurance Premiums and Other Fees		-	-	-	-	-	-	-	-	-	-	-	-	-	-	-	-	-	-	-	-	-	-
Taxes, Duties and Licenses	50215010 01	-	-	-	-	-	-	-	-	-	-	-	-	-	-	-	-	-	-	-	-	-	-
Fidelity Bond Premium	50215020 00	-	-	-	-	-	-	-	-	-	-	-	-	-	-	-	-	-	-	-	-	-	-
Insurance Expense	50215030 00	-	-	-	-	-	-	-	-	-	-	-	-	-	-	-	-	-	-	-	-	-	-
Other Maintenance & Operating Expenses	50299990 99	-	-	-	-	-	-	-	-	-	-	-	-	-	-	-	-	-	-	-	-	-	-
Sub-Total, MOE	50200000 00	210,950.00	-	210,950.00	210,950.00	-	-	-	210,950.00	-	-	-	-	-	-	-	-	-	-	-	210,950.00	-	-
CAPITAL OUTLAY		-	-	-	-	-	-	-	-	-	-	-	-	-	-	-	-	-	-	-	-	-	-
Buildings and Other Structures Outlay		-	-	-	-	-	-	-	-	-	-	-	-	-	-	-	-	-	-	-	-	-	-
Office Buildings	50604040 01	-	-	-	-	-	-	-	-	-	-	-	-	-	-	-	-	-	-	-	-	-	-
Other Structures	50604040 99	-	-	-	-	-	-	-	-	-	-	-	-	-	-	-	-	-	-	-	-	-	-
Machinery and Equipment Outlay	970,950.00	-	-	970,950.00	970,950.00	-	-	-	970,950.00	-	-	-	226,830.00	226,830.00	-	-	-	-	-	-	744,120.00	226,830.00	-
Office Equipment	50604050 02	163,750.00	-	163,750.00	163,750.00	-	-	-	163,750.00	-	-	-	-	-	-	-	-	-	-	-	163,750.00	-	-
ICT Equipment	50604050 03	807,200.00	-	807,200.00	807,200.00	-	-	-	807,200.00	-	-	-	226,830.00	226,830.00	-	-	-	-	-	-	580,370.00	226,830.00	-
Communication Equipment	50604050 07	-	-	-	-	-	-	-	-	-	-	-	-	-	-	-	-	-	-	-	-	-	-
Medical Equipment	50604050 11	-	-	-	-	-	-	-	-	-	-	-	-	-	-	-	-	-	-	-	-	-	-
Other Machineries & Equipment	50604050 99	-	-	-	-	-	-	-	-	-	-	-	-	-	-	-	-	-	-	-	-	-	-
Transportation Equipment Outlay		-	-	-	-	-	-	-	-	-	-	-	-	-	-	-	-	-	-	-	-	-	-
Motor Vehicles	50604060 01	-	-	-	-	-	-	-	-	-	-	-	-	-	-	-	-	-	-	-	-	-	-
Furniture, Fixtures and Books Outlay	163,750.00	-	-	163,750.00	163,750.00	-	-	-	163,750.00	-	-	-	-	-	-	-	-	-	-	-	163,750.00	-	-
Furniture and Fixture	50604070 01	163,750.00	-	163,750.00	163,750.00	-	-	-	163,750.00	-	-	-	-	-	-	-	-	-	-	-	163,750.00	-	-
Books	50604070 02	-	-	-	-	-	-	-	-	-	-	-	-	-	-	-	-	-	-	-	-	-	-
Other Property, Plant & Equipment	50604090 99	-	-	-	-	-	-	-	-	-	-	-	-	-	-	-	-	-	-	-	-	-	-
Sub-Total, CO	50600000 00	1,134,700.00	-	1,134,700.00	1,134,700.00	-	-	-	1,134,700.00	-	-	-	226,830.00	226,830.00	-	-	-	-	-	-	907,870.00	226,830.00	-
TOTAL, SPF		1,345,650.00	-	1,345,650.00	1,345,650.00	-	-	-	1,345,650.00	-	-	-	226,830.00	226,830.00	-	-	-	-	-	-	1,118,820.00	226,830.00	-


SUMMARY OF APPROPRIATIONS, ALLOTMENTS, OBLIGATIONS, DISBURSEMENTS AND BALANCES BY OBJECT OF EXPENDITURES  
As of the Quarter Ending December 31, 2014

Department: Department of Finance  
Agency/Operating Unit: Office of the Secretary  
Organizational Code (UACS): 11 001 0000000  
Funding Source Code (as clustered): 104151

x	Current Year Appropriations
	Supplemental Appropriations
	Continuing Appropriations

Particulars	UACS CODE	Appropriations			Allotments					Current Year Obligations					Current Year Disbursements					Balances			
		Authorized Appropriations	Adjustments (Transfer To/From, Realignment)	Adjusted Appropriations	Allotments Received	Adjustments (Withdrawal, Realignment)	Transfer To	Transfer From	Adjusted Total Allotments	1st Quarter ending March 31	2nd Quarter ending June 30	3rd Quarter ending Sept. 30	4th Quarter ending Dec. 31	Total	1st Quarter ending March 31	2nd Quarter ending June 30	3rd Quarter ending Sept. 30	4th Quarter ending Dec. 31	Total	Unreleased Appropriations	Unobligated Allotment	Unpaid Obligations (15-20)=(23+24)	
																						Due and Demandable	Not Yet Due and Demandable
1	2	3	4	5=(3+4)	6	7	8	9	10=([6-]-[7]-[8]-[9])	11	12	13	14	15=(11+12+13+14)	16	17	18	19	20=(16+17+18+19)	21=(5-6)	22=(10-15)	23	24
RA 10633 FY 2014																							
A. Capacity Development Support Project - Germany																							
Personnel Services		-	-	-	-	-	-	-	-	-	-	-	-	-	-	-	-	-	-	-	-	-	-
Maintenance & Other Operating Expenses		-	44,000,000.00	44,000,000.00	44,000,000.00	-	-	-	44,000,000.00	-	-	-	1,696,336.01	1,696,336.01	-	-	-	671,860.40	671,860.40	-	42,303,663.99	1,024,475.61	-
Capital Outlay		-	6,000,000.00	6,000,000.00	6,000,000.00	-	-	-	6,000,000.00	-	-	-	4,653,894.04	4,653,894.04	-	-	-	-	-	-	1,346,105.96	4,653,894.04	-
GRAND TOTAL		-	50,000,000.00	50,000,000.00	50,000,000.00	-	-	-	50,000,000.00	-	-	-	6,350,230.05	6,350,230.05	-	-	-	671,860.40	671,860.40	-	43,649,769.95	5,678,369.65	-

Certified Correct:  
  
MA. LUISA M. NOTARIO  
Chief Administrative Officer, Budget Division  
Date:

Certified Correct:  
  
LOLITA R. VERDADERO  
Chief Accountant  
Date:  
4/7

Recommending Approval:  
  
MA. LOURDES V. DEDAL  
Director IV, Central Financial Management Office  
Date:

Approved by:  
  
MA. LOURDES B. RECENTE  
Assistant Secretary and Chief of Staff  
Date:



SUMMARY OF APPROPRIATIONS, ALLOTMENTS, OBLIGATIONS, DISBURSEMENTS AND BALANCES BY OBJECT OF EXPENDITURES  
As of the Quarter Ending December 31, 2014

Department: Department of Finance  
Agency/Operating Unit: Office of the Secretary  
Organizational Code (UACS): 11 001 0000000  
Funding Source Code (as clustered): 104161

x	Current Year Appropriations
	Supplemental Appropriations
	Continuing Appropriations

Particulars	UACS CODE	Appropriations			Allotments				Adjusted Total Allotments	Current Year Obligations					Current Year Disbursements					Balances			
		Authorized Appropriations	Adjustments (Transfer To/From, Realignment)	Adjusted Appropriations	Allotments Received	Adjustments (Withdrawal, Realignment)	Transfer To	Transfer From		1st Quarter ending March 31	2nd Quarter ending June 30	3rd Quarter ending Sept. 30	4th Quarter ending Dec. 31	Total	1st Quarter ending March 31	2nd Quarter ending June 30	3rd Quarter ending Sept. 30	4th Quarter ending Dec. 31	Total	Unreleased Appropriations	Unobligated Allotment	Unpaid Obligations (15-20)=(23+24)	
1	2	3	4	5=(3+4)	6	7	8	9	10= [(6+)-(7)-8-9]	11	12	13	14	15= [(11+12+13+14)]	16	17	18	19	20= (16+17+18+19)	21=(5-6)	22=(10-15)	23	24
Capacity Development Support Project - Germany																							
PERSONNEL SERVICES																							
Salaries and Wages		-	-	-	-	-	-	-	-	-	-	-	-	-	-	-	-	-	-	-	-	-	-
Salaries and Wages-Regular	50101010 01			-	-	-	-	-	-	-	-	-	-	-	-	-	-	-	-	-	-	-	-
Salaries and Wages-Contractual	50101020 00			-	-	-	-	-	-	-	-	-	-	-	-	-	-	-	-	-	-	-	-
Other Compensation		-	-	-	-	-	-	-	-	-	-	-	-	-	-	-	-	-	-	-	-	-	-
Personnel Economic Relief Allowance	50102010 01			-	-	-	-	-	-	-	-	-	-	-	-	-	-	-	-	-	-	-	-
Representation Allowance	50102020 00			-	-	-	-	-	-	-	-	-	-	-	-	-	-	-	-	-	-	-	-
Transportation Allowance	50102030 01			-	-	-	-	-	-	-	-	-	-	-	-	-	-	-	-	-	-	-	-
Clothing/Uniform Allowance	50102040 01			-	-	-	-	-	-	-	-	-	-	-	-	-	-	-	-	-	-	-	-
Subsistence Allowance	50102050 03			-	-	-	-	-	-	-	-	-	-	-	-	-	-	-	-	-	-	-	-
Laundry Allowance	50102060 04			-	-	-	-	-	-	-	-	-	-	-	-	-	-	-	-	-	-	-	-
Productivity Incentive Allowance	50102080 01			-	-	-	-	-	-	-	-	-	-	-	-	-	-	-	-	-	-	-	-
Other Bonuses and Allowances	50102990 00			-	-	-	-	-	-	-	-	-	-	-	-	-	-	-	-	-	-	-	-
Honoraria	50105100 01			-	-	-	-	-	-	-	-	-	-	-	-	-	-	-	-	-	-	-	-
Hazard Pay	50102110 01			-	-	-	-	-	-	-	-	-	-	-	-	-	-	-	-	-	-	-	-
Longevity Pay	50102120 01			-	-	-	-	-	-	-	-	-	-	-	-	-	-	-	-	-	-	-	-
Overtime Pay	50102130 01			-	-	-	-	-	-	-	-	-	-	-	-	-	-	-	-	-	-	-	-
Cash Gift	50102150 01			-	-	-	-	-	-	-	-	-	-	-	-	-	-	-	-	-	-	-	-
Year-End Bonus	50102140 01			-	-	-	-	-	-	-	-	-	-	-	-	-	-	-	-	-	-	-	-
Personnel Benefit Contributions		-	-	-	-	-	-	-	-	-	-	-	-	-	-	-	-	-	-	-	-	-	-
Retirement and Life Insurance Premiums	50103010 00			-	-	-	-	-	-	-	-	-	-	-	-	-	-	-	-	-	-	-	-
PAG-IBIG Contribution	50103020 01			-	-	-	-	-	-	-	-	-	-	-	-	-	-	-	-	-	-	-	-
Philhealth Contributions	50103030 01			-	-	-	-	-	-	-	-	-	-	-	-	-	-	-	-	-	-	-	-
ECIP Contributions	50103040 01			-	-	-	-	-	-	-	-	-	-	-	-	-	-	-	-	-	-	-	-
Retirement Gratuity	50104020 01			-	-	-	-	-	-	-	-	-	-	-	-	-	-	-	-	-	-	-	-
Terminal Leave Benefits	50104030 01			-	-	-	-	-	-	-	-	-	-	-	-	-	-	-	-	-	-	-	-
Other Personnel Benefits	50104990 99			-	-	-	-	-	-	-	-	-	-	-	-	-	-	-	-	-	-	-	-
Sub-Total, PS	50100000 00	-	-	-	-	-	-	-	-	-	-	-	-	-	-	-	-	-	-	-	-	-	-
MAINTENANCE AND OTHER OPERATING EXPENSES																							
Traveling Expenses		-	-	-	-	807,315.89	-	-	807,315.89	-	-	-	807,315.89	807,315.89	-	-	-	671,860.40	671,860.40	-	-	135,455.49	
Traveling Expenses - Local	50201010 00			-	-	9,882.60			9,882.60				9,882.60	9,882.60						-	-	9,882.60	
Traveling Expenses - Foreign	50201020 00			-	-	797,433.29			797,433.29				797,433.29	797,433.29				671,860.40	671,860.40	-	-	125,572.89	
Training Expenses	50202010 00			-	-															-	-		
Supplies and Materials Expenses		-	-	-	-	244,143.74	-	-	244,143.74	-	-	-	244,143.74	244,143.74	-	-	-	-	-	-	-	244,143.74	
Office Supplies Expense	50203010 00			-	-	242,000.00			242,000.00				242,000.00	242,000.00				-	-	-	-	242,000.00	
Accountable Forms Expenses	50203020 00			-	-													-	-	-	-		
Drugs and Medicines	50203070 00			-	-													-	-	-	-		
Medical, Dental and Laboratory Supplies Expense	50203080 00			-	-													-	-	-	-		
Fuel, Oil and Lubricants	50203090 00			-	-	2,143.74			2,143.74				2,143.74	2,143.74				-	-	-	-	2,143.74	
Other Supplies & Materials Expense	50203990 00			-	-													-	-	-	-		
Utility Expenses		-	-	-	-	-	-	-	-	-	-	-	-	-	-	-	-	-	-	-	-	-	-
Water Expenses	50204010 00			-	-													-	-	-	-		
Electricity Expenses	50204020 00			-	-													-	-	-	-		
Communication Expenses		-	-	-	-	-	-	-	-	-	-	-	-	-	-	-	-	-	-	-	-	-	-
Postage and Courier Services	50205010 00			-	-													-	-	-	-		
Telephone Expenses - Landline	50205020 02			-	-													-	-	-	-		
Telephone Expenses - Mobile	50205020 01			-	-													-	-	-	-		
Internet Subscription Expenses	50205030 00			-	-													-	-	-	-		
Membership Dues and Contributions	50299060 00			-	-													-	-	-	-		
Advertising Expense	50299010 00			-	-													-	-	-	-		
Printing and Publication Expense	50299020 00			-	-													-	-	-	-		
Rent Expense	50299050 00			-	-													-	-	-	-		
Representation Expenses	50299030 00			-	-	12,500.00			12,500.00				12,500.00	12,500.00				-	-	-	-	12,500.00	

SUMMARY OF APPROPRIATIONS, ALLOTMENTS, OBLIGATIONS, DISBURSEMENTS AND BALANCES BY OBJECT OF EXPENDITURES  
As of the Quarter Ending December 31, 2014

Department: Department of Finance  
Agency/Operating Unit: Office of the Secretary  
Organizational Code (UACS): 11 001 000000  
Funding Source Code (as clustered): 104161

x	Current Year Appropriations
	Supplemental Appropriations
	Continuing Appropriations

Particulars	UACS CODE	Appropriations			Allotments					Current Year Obligations					Current Year Disbursements					Balances			
		Authorized Appropriations	Adjustments (Transfer To/From, Realignment)	Adjusted Appropriations	Allotments Received	Adjustments (Withdrawal, Realignment)	Transfer To	Transfer From	Adjusted Total Allotments	1st Quarter ending March 31	2nd Quarter ending June 30	3rd Quarter ending Sept. 30	4th Quarter ending Dec. 31	Total	1st Quarter ending March 31	2nd Quarter ending June 30	3rd Quarter ending Sept. 30	4th Quarter ending Dec. 31	Total	Unreleased Appropriations	Unobligated Allotment	Unpaid Obligations (15-20)=(23+24)	
																						Due and Demandable	Not Yet Due and Demandable
1	2	3	4	5=(3+4)	6	7	8	9	10=([6+7]-[8+9])	11	12	13	14	15=([11+12+13+14])	16	17	18	19	20=([16+17+18+19])	21=(5-6)	22=(10-15)	23	24
Transportation and Delivery Expenses	50299040 00			-	-									-					-	-	-	-	
Subscription Expense	50299070 00			-	-									-					-	-	-	-	
Survey Expenses	50207010 00			-	-									-					-	-	-	-	
Professional Services		-	44,000,000.00	44,000,000.00	44,000,000.00	(1,696,336.01)	-	-	42,303,663.99	-	-	-	-	-	-	-	-	-	-	-	42,303,663.99	-	
Legal Services	50211010 00			-	-									-					-	-	-	-	
Auditing Expense	50211020 00			-	-									-					-	-	-	-	
Consultancy Service	50211030 00		44,000,000.00	44,000,000.00	44,000,000.00	(1,696,336.01)			42,303,663.99					-					-	-	42,303,663.99	-	
Other Professional Services	50211990 00			-	-									-					-	-	-	-	
General Services	50212000 00	-	-	-	-	-	-	-	-	-	-	-	-	-	-	-	-	-	-	-	-	-	
Janitorial	50212020 00			-	-									-					-	-	-	-	
Security Services	50212030 00			-	-									-					-	-	-	-	
Repairs and Maintenance		-	-	-	-	234,000.00	-	-	234,000.00	-	-	-	234,000.00	234,000.00	-	-	-	-	-	-	-	234,000.00	
Repairs and Maint. - Office Buildings	50213040 01			-	-									-					-	-	-	-	
Repair & Maint. - Other Structures	50213040 99			-	-									-					-	-	-	-	
Repair & Maint. - Office Equipment	50213050 02			-	-									-					-	-	-	-	
Repair & Maint. - Furniture & Fixtures	50213070 00			-	-									-					-	-	-	-	
Repair & Maint. - ICT Equipment	50213050 03			-	-	234,000.00			234,000.00				234,000.00	234,000.00					-	-	-	234,000.00	
Repair & Maint. - Communication Equipment	50213050 07			-	-									-					-	-	-	-	
Repair & Maint. - Disaster Response & Rescue Equipment	50213050 09			-	-									-					-	-	-	-	
Repair & Maint. - Medical Equipment	50213050 11			-	-									-					-	-	-	-	
Repair & Maint. - Other Machineries and Equip't.	50213050 99			-	-									-					-	-	-	-	
Repair & Maint. - Motor Vehicles	50213060 01			-	-									-					-	-	-	-	
Repair & Maint. - Other Property, Plant & Equip't.	50213990 99			-	-									-					-	-	-	-	
Confidential Expenses	50210010 00			-	-									-					-	-	-	-	
Extraordinary & Miscellaneous Expenses	50210030 00			-	-									-					-	-	-	-	
Taxes, Insurance Premiums and Other Fees		-	-	-	-	-	-	-	-	-	-	-	-	-	-	-	-	-	-	-	-	-	
Taxes, Duties and Licenses	50215010 01			-	-									-					-	-	-	-	
Fidelity Bond Premium	50215020 00			-	-									-					-	-	-	-	
Insurance Expense	50215030 00			-	-									-					-	-	-	-	
Other Maintenance & Operating Expenses	50299990 99			-	-	398,376.38			398,376.38				398,376.38	398,376.38					-	-	-	398,376.38	
Sub-Total, MOOE	50200000 00	-	44,000,000.00	44,000,000.00	44,000,000.00	-	-	-	44,000,000.00	-	-	-	1,696,336.01	1,696,336.01	-	-	-	671,860.40	671,860.40	-	42,303,663.99	1,024,475.61	-
CAPITAL OUTLAY																							
Buildings and Other Structures Outlay		-	2,900,000.00	2,900,000.00	2,900,000.00	1,083,144.04	-	-	3,983,144.04	-	-	-	3,983,144.04	3,983,144.04	-	-	-	-	-	-	-	3,983,144.04	
Office Buildings	50604040 01		2,900,000.00	2,900,000.00	2,900,000.00	1,083,144.04			3,983,144.04				3,983,144.04	3,983,144.04					-	-	-	3,983,144.04	
Other Structures	50604040 99			-	-									-					-	-	-	-	
Machinery and Equipment Outlay		-	2,630,000.00	2,630,000.00	2,630,000.00	(1,083,144.04)	-	-	1,546,855.96	-	-	-	670,750.00	670,750.00	-	-	-	-	-	-	876,105.96	670,750.00	
Office Equipment	50604050 02		1,500,000.00	1,500,000.00	1,500,000.00	(1,127,664.04)			372,335.96				198,030.00	198,030.00					-	-	174,305.96	198,030.00	
ICT Equipment	50604050 03		1,130,000.00	1,130,000.00	1,130,000.00				1,130,000.00				428,200.00	428,200.00					-	-	701,800.00	428,200.00	
Communication Equipment	50604050 07			-	-	44,520.00			44,520.00				44,520.00	44,520.00					-	-	-	44,520.00	
Medical Equipment	50604050 11			-	-									-					-	-	-	-	
Other Machineries & Equipment	50604050 99			-	-									-					-	-	-	-	
Transportation Equipment Outlay																							
Motor Vehicles	50604060 01			-	-									-					-	-	-	-	
Furniture, Fixtures and Books Outlay		-	470,000.00	470,000.00	470,000.00	-	-	-	470,000.00	-	-	-	-	-	-	-	-	-	-	-	470,000.00	-	
Furniture and Fixture	50604070 01		470,000.00	470,000.00	470,000.00				470,000.00					-					-	-	470,000.00	-	
Books	50604070 02			-	-									-					-	-	-	-	
Other Property, Plant & Equipment	50604090 99			-	-									-					-	-	-	-	
Sub-Total, CO	50600000 00	-	6,000,000.00	6,000,000.00	6,000,000.00	-	-	-	6,000,000.00	-	-	-	4,653,894.04	4,653,894.04	-	-	-	-	-	-	1,346,105.96	4,653,894.04	-
TOTAL, KFW		-	50,000,000.00	50,000,000.00	50,000,000.00	-	-	-	50,000,000.00	-	-	-	6,350,230.05	6,350,230.05	-	-	-	671,860.40	671,860.40	-	43,649,769.95	5,678,369.65	-