

SUMMARY OF APPROPRIATIONS, ALLOTMENTS, OBLIGATIONS, DISBURSEMENTS AND BALANCES BY OBJECT OF EXPENDITURES  
As of the Quarter Ending March 31, 2015


Department: Department of Finance  
Agency/Operating Unit: Office of the Secretary  
Organizational Code (UACS): 11 001 0000000  
Funding Source Code (as clustered): 101101, 104102 & 101407

x	Current Year Appropriations
	Supplemental Appropriations
	Continuing Appropriations

Particulars	UACS CODE	Appropriations			Allotments				Current Year Obligations						Current Year Disbursements					Balances			
		Authorized Appropriations	Adjustments (Transfer To/From, Realignment)	Adjusted Appropriations	Allotments Received	Adjustments (Withdrawal, Realignment)	Transfer To	Transfer From	Adjusted Total Allotments	1st Quarter ending March 31	2nd Quarter ending June 30	3rd Quarter ending Sept. 30	4th Quarter ending Dec. 31	Total	1st Quarter ending March 31	2nd Quarter ending June 30	3rd Quarter ending Sept. 30	4th Quarter ending Dec. 31	Total	Unreleased Appropriations	Unobligated Allotment	Unpaid Obligations (15-20)=(23+24)	
																						Due and Demandable	Not Yet Due and Demandable
1	2	3	4	5=(3+4)	6	7	8	9	10=(8+(-)-7)+6+9	11	12	13	14	15=(11+12+13+14)	16	17	18	19	20=(16+17+18+19)	21=(5-6)	22=(10-15)	23	24
RA 10651 FY 2015																							
A. AGENCY SPECIFIC BUDGET																							
Personnel Services		212,346,000.00	-	212,346,000.00	212,346,000.00	-	-	-	212,346,000.00	50,319,230.75	-	-	-	50,319,230.75	47,568,187.82	-	-	-	47,568,187.82	-	162,026,789.25	2,751,042.93	-
Maintenance & Other Operating Expenses		459,572,000.00	-	459,572,000.00	248,993,000.00	0.00	-	-	248,993,000.00	85,120,890.44	-	-	-	85,120,890.44	15,903,325.48	-	-	-	15,903,325.48	210,579,000.00	163,872,109.56	24,758,542.80	44,459,022.16
Capital Outlay		235,221,000.00	-	235,221,000.00	235,221,000.00	-	-	-	235,221,000.00	72,910.00	-	-	-	72,910.00	6,910.00	-	-	-	6,910.00	-	235,148,090.00	66,000.00	-
TOTAL		907,139,000.00	-	907,139,000.00	696,560,000.00	0.00	-	-	696,560,000.00	135,513,031.19	-	-	-	135,513,031.19	63,478,423.30	-	-	-	63,478,423.30	210,579,000.00	561,046,968.81	27,575,585.73	44,459,022.16
B. AUTOMATIC APPROPRIATIONS																							
Retirement & Life Insurance Premium		18,935,000.00	-	18,935,000.00	18,935,000.00	-	-	-	18,935,000.00	4,680,221.57	-	-	-	4,680,221.57	4,680,221.57	-	-	-	4,680,221.57	-	14,254,778.43	-	-
C. SPECIAL PURPOSE FUNDS																							
Pension and Gratuity Funds																							
- Personnel Services		-	332,344.00	332,344.00	332,344.00	-	-	-	332,344.00	129,975.75	-	-	-	129,975.75	129,975.75	-	-	-	129,975.75	-	202,368.25	-	-
TOTAL		-	332,344.00	332,344.00	332,344.00	-	-	-	332,344.00	129,975.75	-	-	-	129,975.75	129,975.75	-	-	-	129,975.75	-	202,368.25	-	-
GRAND TOTAL		926,074,000.00	332,344.00	926,406,344.00	715,827,344.00	0.00	-	-	715,827,344.00	140,323,228.51	-	-	-	140,323,228.51	68,288,620.62	-	-	-	68,288,620.62	210,579,000.00	575,504,115.49	27,575,585.73	44,459,022.16

Certified Correct:  
  
MA. LUISA M. NOTARIO  
Chief Administrative Officer, Budget Division  
Date:  


Certified Correct:  
  
LOLITA R. VERDADERO  
Chief Accountant  
Date:  
4/7

Recommending Approval:  
  
MA. LOURDES VLOEDAL  
Director IV, Central Financial Management Office  
Date:

Approved by:  
  
MA. LOURDES B. RECENTE  
Assistant Secretary and Chief of Staff  
Date:

SUMMARY OF APPROPRIATIONS, ALLOTMENTS, OBLIGATIONS, DISBURSEMENTS AND BALANCES BY OBJECT OF EXPENDITURES  
As of the Quarter Ending March 31, 2015

Page 1-A

Department: Department of Finance  
Agency/Operating Unit: Office of the Secretary  
Organizational Code (UACS): 11 001 0000000  
Funding Source Code (as clustered): 101101, 104102 & 101407

x	Current Year Appropriations
	Supplemental Appropriations
	Continuing Appropriations

Particulars	UACS CODE	Appropriations			Allotments					Current Year Obligations					Current Year Disbursements					Balances			
		Authorized Appropriations	Adjustments (Transfer To/From, Realignment)	Adjusted Appropriations	Allotments Received	Adjustments (Withdrawal, Realignment)	Transfer To	Transfer From	Adjusted Total Allotments	1st Quarter ending March 31	2nd Quarter ending June 30	3rd Quarter ending Sept. 30	4th Quarter ending Dec. 31	Total	1st Quarter ending March 31	2nd Quarter ending June 30	3rd Quarter ending Sept. 30	4th Quarter ending Dec. 31	Total	Unreleased Appropriations	Unobligated Allotment	Unpaid Obligations (15-20)=(23+24)	
																						Due and Demandable	Not Yet Due and Demandable
1	2	3	4	5=(3+4)	6	7	8	9	10=[6+-(7)-8-9]	11	12	13	14	15=(11+12+13+14)	16	17	18	19	20=(16+17+18+19)	21=(5-6)	22=(10-15)	23	24
GRAND TOTAL																							
PERSONNEL SERVICES																							
Salaries and Wages	50101000 00	168,538,000.00	-	168,538,000.00	168,538,000.00	(33.92)	-	-	168,537,966.08	41,021,584.60	-	-	-	41,021,584.60	39,060,738.50	-	-	-	39,060,738.50	-	127,516,381.48	1,960,846.10	-
Basic Salary - Civilian	50101010 01	157,810,000.00	-	157,810,000.00	157,810,000.00	(33.92)	-	-	157,809,966.08	39,862,652.44	-	-	-	39,862,652.44	38,023,907.26	-	-	-	38,023,907.26	-	117,947,313.64	1,838,745.18	-
Salaries and Wages - Casual/Contractual	50101020 00	10,728,000.00	-	10,728,000.00	10,728,000.00	-	-	-	10,728,000.00	1,158,932.16	-	-	-	1,158,932.16	1,036,831.24	-	-	-	1,036,831.24	-	9,569,067.84	122,100.92	-
Other Compensation	50102000 00	41,212,000.00	-	41,212,000.00	41,212,000.00	33.92	-	-	41,212,033.92	8,766,975.62	-	-	-	8,766,975.62	7,976,778.79	-	-	-	7,976,778.79	-	32,445,058.30	790,196.83	-
PERA - Civilian	50102010 01	9,168,000.00	-	9,168,000.00	9,168,000.00	-	-	-	9,168,000.00	3,024,545.46	-	-	-	3,024,545.46	2,837,356.31	-	-	-	2,837,356.31	-	6,143,454.54	187,189.15	-
Representation Allowance	50102020 00	7,116,000.00	-	7,116,000.00	7,116,000.00	-	-	-	7,116,000.00	2,552,750.00	-	-	-	2,552,750.00	2,220,250.00	-	-	-	2,220,250.00	-	4,563,250.00	332,500.00	-
Transportation Allowance	50102030 01	7,116,000.00	-	7,116,000.00	7,116,000.00	-	-	-	7,116,000.00	1,803,750.00	-	-	-	1,803,750.00	1,555,750.00	-	-	-	1,555,750.00	-	5,312,250.00	248,000.00	-
Clothing/Uniform Allowance - Civilian	50102040 01	1,910,000.00	-	1,910,000.00	1,910,000.00	33.92	-	-	1,910,033.92	1,385,930.16	-	-	-	1,385,930.16	1,363,422.48	-	-	-	1,363,422.48	-	524,103.76	22,507.68	-
Subsistence Allowance	50102050 03	68,300.00	-	68,300.00	68,300.00	-	-	-	68,300.00	-	-	-	-	-	-	-	-	-	-	-	68,300.00	-	-
Laundry Allowance	50102060 04	5,700.00	-	5,700.00	5,700.00	-	-	-	5,700.00	-	-	-	-	-	-	-	-	-	-	-	5,700.00	-	-
Productivity Incentive Allowance - Civilian	50102080 01	764,000.00	-	764,000.00	764,000.00	-	-	-	764,000.00	-	-	-	-	-	-	-	-	-	-	-	764,000.00	-	-
Honoraria - Civilian	50102100 01	-	-	-	-	-	-	-	-	-	-	-	-	-	-	-	-	-	-	-	-	-	-
Hazard Pay	50102110 01	-	-	-	-	-	-	-	-	-	-	-	-	-	-	-	-	-	-	-	-	-	-
Longevity Pay - Civilian	50102120 01	-	-	-	-	-	-	-	-	-	-	-	-	-	-	-	-	-	-	-	-	-	-
Overtime Pay	50102130 01	-	-	-	-	-	-	-	-	-	-	-	-	-	-	-	-	-	-	-	-	-	-
Bonus - Civilian	50102140 01	13,154,000.00	-	13,154,000.00	13,154,000.00	-	-	-	13,154,000.00	-	-	-	-	-	-	-	-	-	-	-	13,154,000.00	-	-
Cash Gift - Civilian	50102150 01	1,910,000.00	-	1,910,000.00	1,910,000.00	-	-	-	1,910,000.00	-	-	-	-	-	-	-	-	-	-	-	1,910,000.00	-	-
Other Bonuses and Allowances	50102990 00	-	-	-	-	-	-	-	-	-	-	-	-	-	-	-	-	-	-	-	-	-	-
Collective Negotiation Agreement Incentive - Civilian	50102990 11	-	-	-	-	-	-	-	-	-	-	-	-	-	-	-	-	-	-	-	-	-	-
Productivity Enhancement Incentive - Civilian	50102990 12	-	-	-	-	-	-	-	-	-	-	-	-	-	-	-	-	-	-	-	-	-	-
Performance Based Bonus - Civilian	50102990 14	-	-	-	-	-	-	-	-	-	-	-	-	-	-	-	-	-	-	-	-	-	-
Personnel Benefit Contributions	50103000 00	21,135,000.00	-	21,135,000.00	21,135,000.00	-	-	-	21,135,000.00	5,208,981.57	-	-	-	5,208,981.57	5,208,981.57	-	-	-	5,208,981.57	-	15,926,018.43	-	-
Retirement and Life Insurance Premiums	50103010 00	18,935,000.00	-	18,935,000.00	18,935,000.00	-	-	-	18,935,000.00	4,680,221.57	-	-	-	4,680,221.57	4,680,221.57	-	-	-	4,680,221.57	-	14,254,778.43	-	-
Paq-IBIG - Civilian	50103020 01	458,000.00	-	458,000.00	458,000.00	-	-	-	458,000.00	111,500.00	-	-	-	111,500.00	111,500.00	-	-	-	111,500.00	-	346,500.00	-	-
PhilHealth - Civilian	50103030 01	1,284,000.00	-	1,284,000.00	1,284,000.00	-	-	-	1,284,000.00	305,650.00	-	-	-	305,650.00	305,650.00	-	-	-	305,650.00	-	978,350.00	-	-
ECIP - Civilian	50103040 01	458,000.00	-	458,000.00	458,000.00	-	-	-	458,000.00	111,610.00	-	-	-	111,610.00	111,610.00	-	-	-	111,610.00	-	346,390.00	-	-
Other Personnel Benefits	50104000 00	396,000.00	332,344.00	728,344.00	728,344.00	-	-	-	728,344.00	131,886.28	-	-	-	131,886.28	131,886.28	-	-	-	131,886.28	-	596,457.72	-	-
Retirement Gratuity - Civilian	50104020 01	-	-	-	-	-	-	-	-	-	-	-	-	-	-	-	-	-	-	-	-	-	-
Terminal Leave Benefits - Civilian	50104030 01	-	332,344.00	332,344.00	332,344.00	-	-	-	332,344.00	129,975.75	-	-	-	129,975.75	129,975.75	-	-	-	129,975.75	-	202,368.25	-	-
Lump-sum for Step Increments - Length of Service	50104990 10	396,000.00	-	396,000.00	396,000.00	-	-	-	396,000.00	1,910.53	-	-	-	1,910.53	1,910.53	-	-	-	1,910.53	-	394,089.47	-	-
Other Personnel Benefits	50104990 99	-	-	-	-	-	-	-	-	-	-	-	-	-	-	-	-	-	-	-	-	-	-
Sub-Total, PS	50100000 00	231,281,000.00	332,344.00	231,613,344.00	231,613,344.00	-	-	-	231,613,344.00	55,129,428.07	-	-	-	55,129,428.07	52,378,385.14	-	-	-	52,378,385.14	-	176,483,915.93	2,751,042.93	-
MAINTENANCE AND OTHER OPERATING EXPENSES																							
Traveling Expenses	50201000 00	29,632,000.00	-	29,632,000.00	29,632,000.00	618,104.26	-	-	30,250,104.26	4,434,560.22	-	-	-	4,434,560.22	3,965,056.31	-	-	-	3,965,056.31	-	25,815,544.04	469,503.91	-
Traveling Expenses - Local	50201010 00	13,171,000.00	-	13,171,000.00	13,171,000.00	526,100.00	-	-	13,697,100.00	1,519,236.02	-	-	-	1,519,236.02	1,361,394.54	-	-	-	1,361,394.54	-	12,177,863.98	157,841.48	-
Traveling Expenses - Foreign	50201020 00	16,461,000.00	-	16,461,000.00	16,461,000.00	92,004.26	-	-	16,553,004.26	2,915,324.20	-	-	-	2,915,324.20	2,603,661.77	-	-	-	2,603,661.77	-	13,637,680.06	311,662.43	-
Training Expenses	50202010 00	13,987,000.00	-	13,987,000.00	13,987,000.00	(41,500.00)	-	-	13,945,500.00	499,543.78	-	-	-	499,543.78	432,243.78	-	-	-	432,243.78	-	13,445,956.22	67,300.00	-
Supplies and Materials Expenses	50203000 00	17,013,000.00	-	17,013,000.00	17,013,000.00	(475,000.00)	-	-	16,538,000.00	3,257,470.88	-	-	-	3,257,470.88	739,470.72	-	-	-	739,470.72	-	13,280,529.12	2,518,000.16	-
Office Supplies Expenses	50203010 00	10,090,000.00	-	10,090,000.00	10,090,000.00	(450,000.00)	-	-	9,640,000.00	400,869.76	-	-	-	400,869.76	391,539.76	-	-	-	391,539.76	-	9,239,130.24	9,330.00	-
Accountable Forms Expenses	50203020 00	343,000.00	-	343,000.00	343,000.00	-	-	-	343,000.00	-	-	-	-	-	-	-	-	-	-	-	343,000.00	-	-
Drugs and Medicines Expenses	50203070 00	485,000.00	-	485,000.00	485,000.00	-	-	-	485,														

x	Current Year Appropriations
	Supplemental Appropriations
	Continuing Appropriations



SUMMARY OF APPROPRIATIONS, ALLOTMENTS, OBLIGATIONS, DISBURSEMENTS AND BALANCES BY OBJECT OF EXPENDITURES  
As of the Quarter Ending March 31, 2015

Page No. 1-A

Department: Department of Finance  
Agency/Operating Unit: Office of the Secretary  
Organizational Code (UACS): 11 001 0000000  
Funding Source Code (as clustered): 101101, 104102 & 101407

X	Current Year Appropriations
	Supplemental Appropriations
	Continuing Appropriations

Particulars	UACS CODE	Appropriations			Allotments					Current Year Obligations					Current Year Disbursements					Balances			
		Authorized Appropriations	Adjustments (Transfer To/From, Realignment)	Adjusted Appropriations	Allotments Received	Adjustments (Withdrawal, Realignment)	Transfer To	Transfer From	Adjusted Total Allotments	1st Quarter ending March 31	2nd Quarter ending June 30	3rd Quarter ending Sept. 30	4th Quarter ending Dec. 31	Total	1st Quarter ending March 31	2nd Quarter ending June 30	3rd Quarter ending Sept. 30	4th Quarter ending Dec. 31	Total	Unreleased Appropriations	Unobligated Allotment	Unpaid Obligations (15-20)=(23+24)	
																						Due and Demandable	Not Yet Due and Demandable
1	2	3	4	5=(3+4)	6	7	8	9	10=( 6 - 7 -8-9)	11	12	13	14	15=( 11 - 12 - 13 - 14 )	16	17	18	19	20=( 16 - 17 - 18 - 19 )	21=(5-6)	22=(10-15)	23	24
A. AGENCY SPECIFIC BUDGET																							
PERSONNEL SERVICES																							
Salaries and Wages	50101000 00	168,538,000.00	-	168,538,000.00	168,538,000.00	(33.92)	-	-	168,537,966.08	41,021,584.60	-	-	-	41,021,584.60	39,960,738.50	-	-	-	39,960,738.50	-	127,516,381.48	1,960,846.10	-
Basic Salary - Civilian	50101010 01	157,810,000.00		157,810,000.00	157,810,000.00	(33.92)			157,809,966.08	39,862,652.44				39,862,652.44	38,023,907.26			-	38,023,907.26	-	117,947,313.64	1,838,745.18	
Salaries and Wages - Casual/Contractual	50101020 00	10,728,000.00		10,728,000.00	10,728,000.00				10,728,000.00	1,158,932.16				1,158,932.16	1,036,831.24				1,036,831.24	-	9,569,067.84	122,100.92	
Other Compensation	50102000 00	41,212,000.00	-	41,212,000.00	41,212,000.00	33.92	-	-	41,212,033.92	8,766,975.62	-	-	-	8,766,975.62	7,976,778.79	-	-	-	7,976,778.79	-	32,445,058.30	790,196.83	-
PERA - Civilian	50102010 01	9,168,000.00		9,168,000.00	9,168,000.00				9,168,000.00	3,024,545.46				3,024,545.46	2,837,356.31			-	2,837,356.31	-	6,143,454.54	187,189.15	
Representation Allowance	50102020 00	7,116,000.00		7,116,000.00	7,116,000.00				7,116,000.00	2,552,750.00				2,552,750.00	2,220,250.00				2,220,250.00	-	4,563,250.00	332,500.00	
Transportation Allowance	50102030 01	7,116,000.00		7,116,000.00	7,116,000.00				7,116,000.00	1,803,750.00				1,803,750.00	1,555,750.00				1,555,750.00	-	5,312,250.00	248,000.00	
Clothing/Uniform Allowance - Civilian	50102040 01	1,910,000.00		1,910,000.00	1,910,000.00	33.92			1,910,033.92	1,385,930.16				1,385,930.16	1,363,422.48				1,363,422.48	-	524,103.76	22,507.68	
Subsistence Allowance	50102050 03	68,300.00		68,300.00	68,300.00				68,300.00	-				-	-				-	-	68,300.00	-	
Laundry Allowance	50102060 04	5,700.00		5,700.00	5,700.00				5,700.00	-				-	-				-	-	5,700.00	-	
Productivity Incentive Allowance - Civilian	50102080 01	764,000.00		764,000.00	764,000.00				764,000.00	-				-	-				-	-	764,000.00	-	
Honoraria - Civilian	50102100 01	-		-	-				-	-				-	-				-	-	-	-	
Hazard Pay	50102110 01	-		-	-				-	-				-	-				-	-	-	-	
Longevity Pay - Civilian	50102120 01	-		-	-				-	-				-	-				-	-	-	-	
Overtime Pay	50102130 01	-		-	-				-	-				-	-				-	-	-	-	
Bonus - Civilian	50102140 01	13,154,000.00		13,154,000.00	13,154,000.00				13,154,000.00	-				-	-				-	-	13,154,000.00	-	
Cash Gift - Civilian	50102150 01	1,910,000.00		1,910,000.00	1,910,000.00				1,910,000.00	-				-	-				-	-	-	-	
Other Bonuses and Allowances	50102990 00	-		-	-				-	-				-	-				-	-	1,910,000.00	-	
Collective Negotiation Agreement Incentive - Civilian	50102990 11	-		-	-				-	-				-	-				-	-	-	-	
Productivity Enhancement Incentive - Civilian	50102990 12	-		-	-				-	-				-	-				-	-	-	-	
Performance Based Bonus - Civilian	50102990 14	-		-	-				-	-				-	-				-	-	-	-	
Personnel Benefit Contributions	50103000 00	2,200,000.00	-	2,200,000.00	2,200,000.00	-	-	-	2,200,000.00	528,760.00	-	-	-	528,760.00	528,760.00	-	-	-	528,760.00	-	1,671,240.00	-	-
Retirement and Life Insurance Premiums	50103010 00	-		-	-				-	-				-	-				-	-	-	-	
Pag-IBIG - Civilian	50103020 01	458,000.00		458,000.00	458,000.00				458,000.00	111,500.00				111,500.00	111,500.00				111,500.00	-	346,500.00	-	
PhilHealth - Civilian	50103030 01	1,284,000.00		1,284,000.00	1,284,000.00				1,284,000.00	305,650.00				305,650.00	305,650.00				305,650.00	-	978,350.00	-	
ECIP - Civilian	50103040 01	458,000.00		458,000.00	458,000.00				458,000.00	111,610.00				111,610.00	111,610.00				111,610.00	-	346,390.00	-	
Other Personnel Benefits	50104000 00	396,000.00	-	396,000.00	396,000.00	-	-	-	396,000.00	1,910.53	-	-	-	1,910.53	1,910.53	-	-	-	1,910.53	-	394,089.47	-	-
Retirement Gratuity - Civilian	50104020 01	-		-	-				-	-				-	-				-	-	-	-	
Terminal Leave Benefits - Civilian	50104030 01	-		-	-				-	-				-	-				-	-	-	-	
Lump-sum for Step Increments - Length of Service	50104990 10	396,000.00		396,000.00	396,000.00				396,000.00	1,910.53				1,910.53	1,910.53				1,910.53	-	394,089.47	-	
Other Personnel Benefits	50104990 99	-		-	-				-	-				-	-				-	-	-	-	
Sub-Total, PS	50100000 00	212,346,000.00	-	212,346,000.00	212,346,000.00	-	-	-	212,346,000.00	50,319,230.75	-	-	-	50,319,230.75	47,568,187.82	-	-	-	47,568,187.82	-	162,026,769.25	2,751,042.93	-
MAINTENANCE AND OTHER OPERATING EXPENSES																							
Traveling Expenses	50201000 00	29,632,000.00	-	29,632,000.00	29,632,000.00	618,104.26	-	-	30,250,104.26	4,434,560.22	-	-	-	4,434,560.22	3,965,056.31	-	-	-	3,965,056.31	-	25,815,544.04	469,503.91	-
Traveling Expenses - Local	50201010 00	13,171,000.00		13,171,000.00	13,171,000.00	526,100.00			13,697,100.00	1,519,236.02				1,519,236.02	1,361,394.54				1,361,394.54	-	12,177,863.98	157,841.48	
Traveling Expenses - Foreign	50201020 00	16,461,000.00		16,461,000.00	16,461,000.00	92,004.26			16,553,004.26	2,915,324.20				2,915,324.20	2,603,661.77				2,603,661.77	-	13,637,680.06	311,662.43	
Training Expenses	50202010 00	13,987,000.00		13,987,000.00	13,987,000.00	(41,500.00)			13,945,500.00	499,543.78				499,543.78	432,243.78				432,243.78	-	13,445,956.22	67,300.00	
Supplies and Materials Expenses	50203000 00	17,013,000.00	-	17,013,000.00	17,013,000.00	(475,000.00)	-	-	16,538,000.00	3,257,470.88	-	-	-	3,257,470.88	739,470.72	-	-	-	739,470.72	-	13,280,529.12	2,518,000.16	-
Office Supplies Expenses	50203010 00	10,090,000.00		10,090,000.00	10,090,000.00	(450,000.00)			9,640,000.00	400,869.76				400,869.76	391,539.76				391,539.76	-	9,239,130.24	9,330.00	
Accountable Forms Expenses	50203020 00	343,000.00		343,000.00	343,000.00				343,000.00	-				-	-				-	-	343,000.00	-	
Drugs and Medicines Expenses	50203070 00	485,000.00		485,000.00	485,000.00				485,000.00	100,000.00				100,000.00	100,000.00				100,000.00	-	385,000.00	-	
Medical, Dental and Laboratory Supplies Expenses	50203080 00	76,000.00		76,000.00	76,000.00				76,000.00	-				-	-				-	-	76,000.00	-	
Fuel, Oil and Lubricants Expenses	50203090 00	1,566,000.00		1,566,000.00	1,566,000.00				1,566,000.00	123,961.37				123,961.37	114,683.96				114,683.96	-	1,442,038.63	9,277.41	
Other Supplies & Materials Expenses	50203990 00	4,453,000.00		4,453,000.00	4,453,000.00	(25,000.00)			4,428,000.00	2,632,639.75				2,632,639.75	133,247.00				133,247.00	-	1,795,360.25	2,499,392.75	
Utility Expenses	50204000 00	32,432,000.00	-	32,432,000.00	32,432,000.00	(285,957.81)	-	-	32,146,042.19	7,314,275.75	-	-	-	7,314,275.75	4,559,049.03	-	-	-	4,559,049.03	-	24,831,766.44	2,755,226.72	-
Water Expenses	50204010 00	4,531,000.00		4,531,000.00	4,531,000.00	(25,000.00)			4,506,000.00	1,281,410.34				1,281,410.34	896,218.37				896,218.37	-	3,224,589.66	385,191.97	
Electricity Expenses	50204020 00	27,901,000.00		27,901,000.00	27,901,000.00	(260,957.81)																	



x	Current Year Appropriations
	Supplemental Appropriations
	Continuing Appropriations

Particulars	UACS CODE	Appropriations			Allotments					Current Year Obligations					Current Year Disbursements					Balances			
		Authorized Appropriations	Adjustments (Transfer To/From, Realignment)	Adjusted Appropriations	Allotments Received	Adjustments (Withdrawal, Realignment)	Transfer To	Transfer From	Adjusted Total Allotments	1st Quarter ending March 31	2nd Quarter ending June 30	3rd Quarter ending Sept. 30	4th Quarter ending Dec. 31	Total	1st Quarter ending March 31	2nd Quarter ending June 30	3rd Quarter ending Sept. 30	4th Quarter ending Dec. 31	Total	Unreleased Appropriations	Unobligated Allotment	Unpaid Obligations (15-20)=(23+24)	
																						Due and Demandable	Not Yet Due and Demandable
1	2	3	4	5=(3+4)	6	7	8	9	10=((6+7)-8+9)	11	12	13	14	15=(11+12+13+14)	16	17	18	19	20=(16+17+18+19)	21=(5-6)	22=(10-15)	23	24
Professional Services	50211000 00	252,141,000.00	-	252,141,000.00	41,562,000.00	3,912,262.25	-	-	45,474,262.25	36,757,388.40	-	-	-	36,757,388.40	997,084.69	-	-	-	997,084.69	210,579,000.00	8,716,873.85	8,758,383.08	27,001,920.63
Legal Services	50211010 00	60,000.00	-	60,000.00	60,000.00	-	-	-	60,000.00	-	-	-	-	-	-	-	-	-	-	-	60,000.00	-	-
Consultancy Services	50211030 00	6,078,000.00	-	6,078,000.00	6,078,000.00	(805,200.00)	-	-	5,272,800.00	2,264,482.68	-	-	-	2,264,482.68	694,827.56	-	-	-	694,827.56	-	3,008,317.32	437,413.78	1,132,241.34
Other Professional Services	50211990 00	246,003,000.00	-	246,003,000.00	35,424,000.00	4,717,462.25	-	-	40,141,462.25	34,492,905.72	-	-	-	34,492,905.72	302,257.13	-	-	-	302,257.13	210,579,000.00	5,648,556.53	8,320,969.30	25,869,679.29
General Services	50212000 00	18,851,000.00	-	18,851,000.00	18,851,000.00	2,197,748.07	-	-	21,048,748.07	19,870,839.37	-	-	-	19,870,839.37	1,015,602.78	-	-	-	1,015,602.78	-	1,177,968.70	3,952,107.06	14,903,129.53
Janitorial Services	50212020 00	7,247,000.00	-	7,247,000.00	7,247,000.00	1,282,412.03	-	-	8,539,412.03	8,149,518.37	-	-	-	8,149,518.37	1,015,602.78	-	-	-	1,015,602.78	-	389,893.66	1,021,776.81	6,112,138.78
Security Services	50212030 00	11,604,000.00	-	11,604,000.00	11,604,000.00	905,336.04	-	-	12,509,336.04	11,721,321.00	-	-	-	11,721,321.00	-	-	-	-	-	-	788,015.04	2,930,330.25	8,790,990.75
Repairs and Maintenance	50213000 00	13,394,000.00	-	13,394,000.00	13,394,000.00	55,859.44	-	-	13,449,859.44	2,606,988.24	-	-	-	2,606,988.24	876,401.46	-	-	-	876,401.46	-	10,842,871.20	1,730,586.78	-
Other Land Improvements	50213020 99	-	-	-	-	-	-	-	-	-	-	-	-	-	-	-	-	-	-	-	-	-	-
Buildings	50213040 01	9,377,000.00	-	9,377,000.00	9,377,000.00	-	-	-	9,377,000.00	2,164,189.34	-	-	-	2,164,189.34	733,292.34	-	-	-	733,292.34	-	7,212,810.66	1,430,897.00	-
Office Equipment	50213050 02	135,000.00	-	135,000.00	135,000.00	-	-	-	135,000.00	-	-	-	-	-	-	-	-	-	-	-	135,000.00	-	-
ICT Equipment	50213050 03	2,274,000.00	-	2,274,000.00	2,274,000.00	-	-	-	2,274,000.00	230,000.00	-	-	-	230,000.00	-	-	-	-	-	-	2,044,000.00	230,000.00	-
Communication Equipment	50213050 07	2,000.00	-	2,000.00	2,000.00	-	-	-	2,000.00	-	-	-	-	-	-	-	-	-	-	-	2,000.00	-	-
Disaster Response & Rescue Equipment	50213050 09	-	-	-	-	-	-	-	-	-	-	-	-	-	-	-	-	-	-	-	-	-	-
Medical Equipment	50213050 11	4,000.00	-	4,000.00	4,000.00	-	-	-	4,000.00	-	-	-	-	-	-	-	-	-	-	-	4,000.00	-	-
Other Machinery and Equipment	50213050 99	356,000.00	-	356,000.00	356,000.00	37,930.00	-	-	393,930.00	37,930.00	-	-	-	37,930.00	37,930.00	-	-	-	37,930.00	-	356,000.00	-	-
Motor Vehicles	50213060 01	1,017,000.00	-	1,017,000.00	1,017,000.00	17,929.44	-	-	1,034,929.44	174,868.90	-	-	-	174,868.90	105,179.12	-	-	-	105,179.12	-	860,060.54	69,689.78	-
Repairs and Maintenance - Furniture & Fixtures	50213070 00	125,000.00	-	125,000.00	125,000.00	-	-	-	125,000.00	-	-	-	-	-	-	-	-	-	-	-	125,000.00	-	-
Other Property, Plant & Equipment	50213990 99	104,000.00	-	104,000.00	104,000.00	-	-	-	104,000.00	-	-	-	-	-	-	-	-	-	-	-	104,000.00	-	-
Taxes, Insurance Premiums and Other Fees	50215000 00	21,222,000.00	-	21,222,000.00	21,222,000.00	4,109.32	-	-	21,226,109.32	615,454.83	-	-	-	615,454.83	593,214.69	-	-	-	593,214.69	-	20,610,654.49	22,240.14	-
Taxes, Duties and Licenses	50215010 01	16,977,000.00	-	16,977,000.00	16,977,000.00	-	-	-	16,977,000.00	23,252.48	-	-	-	23,252.48	14,615.30	-	-	-	14,615.30	-	16,953,747.52	8,637.18	-
Fidelity Bond Premium	50215020 00	656,000.00	-	656,000.00	656,000.00	-	-	-	656,000.00	2,683.50	-	-	-	2,683.50	1,408.50	-	-	-	1,408.50	-	653,316.50	1,275.00	-
Insurance Expenses	50215030 00	3,589,000.00	-	3,589,000.00	3,589,000.00	4,109.32	-	-	3,593,109.32	589,518.85	-	-	-	589,518.85	577,190.89	-	-	-	577,190.89	-	3,003,590.47	12,327.96	-
Other Maintenance and Operating Expenses	50299000 00	46,960,000.00	-	46,960,000.00	46,960,000.00	(6,029,525.53)	-	-	40,930,474.47	6,752,989.35	-	-	-	6,752,989.35	1,566,499.29	-	-	-	1,566,499.29	-	34,177,485.12	2,632,518.06	2,553,972.00
Advertising Expenses	50299010 00	10,100,000.00	-	10,100,000.00	10,100,000.00	-	-	-	10,100,000.00	1,728,127.00	-	-	-	1,728,127.00	1,031,029.80	-	-	-	1,031,029.80	-	8,371,873.00	697,097.20	-
Printing and Publication Expenses	50299020 00	1,075,000.00	-	1,075,000.00	1,075,000.00	(400.00)	-	-	1,074,600.00	-	-	-	-	-	-	-	-	-	-	-	1,074,600.00	-	-
Representation Expenses	50299030 00	1,627,000.00	-	1,627,000.00	1,627,000.00	1,890.00	-	-	1,628,890.00	176,261.35	-	-	-	176,261.35	135,428.74	-	-	-	135,428.74	-	1,452,628.65	40,832.61	-
Transportation and Delivery Expenses	50299040 00	500,000.00	-	500,000.00	500,000.00	-	-	-	500,000.00	-	-	-	-	-	-	-	-	-	-	-	500,000.00	-	-
Rent/Lease Expenses	50299050 00	-	-	-	-	-	-	-	-	-	-	-	-	-	-	-	-	-	-	-	-	-	-
Rents - Buildings and Structures	50299050 01	13,792,000.00	-	13,792,000.00	13,792,000.00	(2,430,463.44)	-	-	11,361,536.56	-	-	-	-	-	-	-	-	-	-	-	11,361,536.56	-	-
Rents - Equipment	50299050 00	250,000.00	-	250,000.00	250,000.00	2,786,900.00	-	-	3,036,900.00	3,036,900.00	-	-	-	3,036,900.00	-	-	-	-	-	-	-	764,850.00	2,272,050.00
Membership Dues and Contributions to Organizations	50299060 00	1,881,000.00	-	1,881,000.00	1,881,000.00	-	-	-	1,881,000.00	-	-	-	-	-	-	-	-	-	-	-	1,881,000.00	-	-
Subscription Expenses	50299070 00	8,951,000.00	-	8,951,000.00	8,951,000.00	(1,974,128.88)	-	-	6,976,871.12	375,896.00	-	-	-	375,896.00	10,400.00	-	-	-	10,400.00	-	6,600,975.12	83,574.00	281,922.00
Website Maintenance	50299990 01	-	-	-	-	-	-	-	440,000.00	440,000.00	-	-	-	440,000.00	-	-	-	-	-	-	440,000.00	-	-
Other Maintenance & Operating Expenses	50299990 99	8,784,000.00	-	8,784,000.00	8,784,000.00	(4,853,323.21)	-	-	3,930,676.79	995,905.00	-	-	-	995,905.00	389,640.75	-	-	-	389,640.75	-	2,934,871.79	606,164.25	-
Sub-Total, MOOE	50200000 00	459,572,000.00	-	459,572,000.00	248,993,000.00	0.00	-	-	248,993,000.00	85,120,890.44	-	-	-	85,120,890.44	15,903,325.48	-	-	-	15,903,325.48	210,579,000.00	163,872,109.56	24,758,542.80	44,459,022.16
CAPITAL OUTLAY																							
Buildings and Other Structures Outlay	50604040 00	216,310,000.00	-	216,310,000.00	216,310,000.00	-	-	-	216,310,000.00	-	-	-	-	-	-	-	-	-	-	-	216,310,000.00	-	-
Buildings	50604040 01	216,310,000.00	-	216,310,000.00	216,310,000.00	-	-	-	216,310,000.00	-	-	-	-	-	-	-	-	-	-	-	216,310,000.00	-	-
Other Structures	50604040 99	-	-	-	-	-	-	-	-	-	-	-	-	-	-	-	-	-	-	-	-	-	-
Machinery and Equipment Outlay	50604050 00	7,794,000.00	-	7,794,000.00	7,794,000.00	-	-	-	7,794,000.00	72,910.00	-	-	-	72,910.00	6,910.00	-	-	-	6,910.00	-	7,721,090.00	66,000.00	-
Office Equipment	50604050 02	20,000.00	-	20,000.00	20,000.00	-	-	-	20,000.00	-	-	-	-	-	-	-	-	-	-	-	20,000.00	-	-
Information and Communication Technology Equipment	50604050 03	6,991,000.00	-	6,991,000.00	6,991,000.00	-	-	-	6,991,000.00	72,910.00	-	-	-	72,910.00	6,910.00	-	-	-	6,910.00	-	6,918,090.00	66,000.00	-
Communication Equipment	50604050 07	501,000.00	-	501,000.00	501,000.00	-	-	-	501,000.00	-	-	-	-	-	-	-	-	-	-	-	501,000.00	-	-
Disaster Response and Rescue Equipment	50604050 09	-	-	-	-	-	-	-	-	-	-	-	-	-	-	-	-	-	-	-	-	-	-
Medical Equipment	50604050 11	-	-	-	-	-	-	-	-	-	-	-	-	-	-	-	-	-	-	-	-	-	-
Other Machinery & Equipment	50604050 99	282,000.00	-	282,000.00	282,000.00	-	-	-	282,000.00	-	-	-	-	-	-	-	-	-	-	-	282,000.00	-	-
Transportation Equipment Outlay	50604060 00	7,700,000.00	-	7,700,000.00	7,700,000.00	-	-	-	7,700,000.00	-	-	-	-	-	-	-	-	-	-	-	7,700,000.00	-	-
Motor Vehicles	50604060 01	7,700,000.00	-	7,700,000.00	7,700,000.00	-	-	-	7,700,000.00	-	-	-	-	-	-	-	-	-	-	-	7,700,000.00	-	-
Furniture, Fixtures and Books Outlay	50604070 00	3,417,000.00	-	3,417,000.00	3,417,000.00	-	-	-	3,417,000.00	-	-	-	-	-	-	-	-	-	-	-	3,417,000.00	-	-
Furniture and Fixtures	50604070 01	3,108,000.00	-	3,108,000.00	3,108,000.00	-	-	-	3,108,000.00	-	-	-	-	-	-	-	-	-	-	-	3,108,000.00	-	-
Books	50604070 02	309,000.00	-	309,000.00	309,000.00	-	-	-	309,000.00	-	-	-	-	-	-	-	-	-	-	-	309,000.00	-	-
Other Property, Plant & Equipment Outlay	50604090 00	-	-	-	-	-	-	-	-	-	-	-	-	-	-	-	-	-	-	-	-	-	-
Other Property, Plant & Equipment	50604090 99	-	-	-	-	-	-	-	-	-	-	-	-	-	-	-	-	-	-	-	-	-	-
Sub-Total, CO	50600000 00	235,221,000.00	-	235,221,000.00	235,221,000.00	-	-	-	235,221,000.00	72,910.00	-	-	-	72,910.00</									

SUMMARY OF APPROPRIATIONS, ALLOTMENTS, OBLIGATIONS, DISBURSEMENTS AND BALANCES BY OBJECT OF EXPENDITURES  
As of the Quarter Ending March 31, 2015

Page 1-A

Department: Department of Finance  
Agency/Operating Unit: Office of the Secretary  
Organizational Code (UACS): 11 001 0000000  
Funding Source Code (as clustered): 101101, 104102 & 101407

X	Current Year Appropriations
	Supplemental Appropriations
	Continuing Appropriations

Particulars	UACS CODE	Appropriations			Allotments					Current Year Obligations					Current Year Disbursements					Balances			
		Authorized Appropriations	Adjustments (Transfer To/From, Realignment)	Adjusted Appropriations	Allotments Received	Adjustments (Withdrawal, Realignment)	Transfer To	Transfer From	Adjusted Total Allotments	1st Quarter ending March 31	2nd Quarter ending June 30	3rd Quarter ending Sept. 30	4th Quarter ending Dec. 31	Total	1st Quarter ending March 31	2nd Quarter ending June 30	3rd Quarter ending Sept. 30	4th Quarter ending Dec. 31	Total	Unreleased Appropriations	Unobligated Allotment	Unpaid Obligations (15-20)=(23+24)	
1	2	3	4	5=(3+4)	6	7	8	9	10=(6+7+8+9)	11	12	13	14	15=(11+12+13+14)	16	17	18	19	20=(16+17+18+19)	21=(5-6)	22=(10-15)	23	24
<b>B. AUTOMATIC APPROPRIATIONS</b>																							
<b>PERSONNEL SERVICES</b>																							
Salaries and Wages	50101000 00	-	-	-	-	-	-	-	-	-	-	-	-	-	-	-	-	-	-	-	-	-	-
Basic Salary - Civilian	50101010 01			-	-	-			-	-	-	-	-	-	-	-	-	-	-	-	-	-	-
Salaries and Wages - Casual/Contractual	50101020 00			-	-				-					-					-	-	-	-	-
Other Compensation	50102000 00	-	-	-	-	-	-	-	-	-	-	-	-	-	-	-	-	-	-	-	-	-	-
PERA - Civilian	50102010 01			-	-				-					-					-	-	-	-	-
Representation Allowance	50102020 00			-	-				-					-					-	-	-	-	-
Transportation Allowance	50102030 01			-	-				-					-					-	-	-	-	-
Clothing/Uniform Allowance - Civilian	50102040 01			-	-				-					-					-	-	-	-	-
Subsistence Allowance	50102050 03			-	-				-					-					-	-	-	-	-
Laundry Allowance	50102060 04			-	-				-					-					-	-	-	-	-
Productivity Incentive Allowance - Civilian	50102080 01			-	-				-					-					-	-	-	-	-
Honoraria - Civilian	50102100 01			-	-				-					-					-	-	-	-	-
Hazard Pay	50102110 01			-	-				-					-					-	-	-	-	-
Longevity Pay - Civilian	50102120 01			-	-				-					-					-	-	-	-	-
Overtime Pay	50102130 01			-	-				-					-					-	-	-	-	-
Bonus - Civilian	50102140 01			-	-				-					-					-	-	-	-	-
Cash Gift - Civilian	50102150 01			-	-				-					-					-	-	-	-	-
Other Bonuses and Allowances	50102990 00			-	-				-					-					-	-	-	-	-
Collective Negotiation Agreement Incentive - Civilian	50102990 11			-	-				-					-					-	-	-	-	-
Productivity Enhancement Incentive - Civilian	50102990 12			-	-				-					-					-	-	-	-	-
Performance Based Bonus - Civilian	50102990 14			-	-				-					-					-	-	-	-	-
Personnel Benefit Contributions	50103000 00	18,935,000.00	-	18,935,000.00	18,935,000.00		-	-	18,935,000.00	4,680,221.57	-	-	-	4,680,221.57	4,680,221.57	-	-	-	4,680,221.57	-	14,254,778.43	-	-
Retirement and Life Insurance Premiums	50103010 00	18,935,000.00		18,935,000.00	18,935,000.00				18,935,000.00	4,680,221.57				4,680,221.57	4,680,221.57				4,680,221.57	-	14,254,778.43	-	-
Pay-IBIG - Civilian	50103020 01			-	-				-					-					-	-	-	-	-
PhilHealth - Civilian	50103030 01			-	-				-					-					-	-	-	-	-
ECIP - Civilian	50103040 01			-	-				-					-					-	-	-	-	-
Other Personnel Benefits	50104000 00	-	-	-	-	-	-	-	-	-	-	-	-	-	-	-	-	-	-	-	-	-	-
Retirement Gratuity - Civilian	50104020 01			-	-				-					-					-	-	-	-	-
Termin' Leave Benefits - Civilian	50104030 01			-	-				-					-					-	-	-	-	-
Lump-sum for Step Increments - Length of Service	50104990 10			-	-				-					-					-	-	-	-	-
Other Personnel Benefits	50104990 99			-	-				-					-					-	-	-	-	-
Sub-Total, PS	50100000 00	18,935,000.00	-	18,935,000.00	18,935,000.00		-	-	18,935,000.00	4,680,221.57	-	-	-	4,680,221.57	4,680,221.57	-	-	-	4,680,221.57	-	14,254,778.43	-	-
<b>MAINTENANCE AND OTHER OPERATING EXPENSES</b>																							
Traveling Expenses	50201000 00	-	-	-	-		-	-	-	-	-	-	-	-	-	-	-	-	-	-	-	-	-
Traveling Expenses - Local	50201010 00			-	-				-					-					-	-	-	-	-
Traveling Expenses - Foreign	50201020 00			-	-				-					-					-	-	-	-	-
Training Expenses	50202010 00			-	-				-					-					-	-	-	-	-
Supplies and Materials Expenses	50203000 00	-	-	-	-	-	-	-	-	-	-	-	-	-	-	-	-	-	-	-	-	-	-
Office Supplies Expenses	50203010 00			-	-				-					-					-	-	-	-	-
Accountable Forms Expenses	50203020 00			-	-				-					-					-	-	-	-	-
Drugs and Medicines Expenses	50203070 00			-	-				-					-					-	-	-	-	-
Medical, Dental and Laboratory Supplies Expenses	50203080 00			-	-				-					-					-	-	-	-	-
Fuel, Oil and Lubricants Expenses	50203090 00			-	-				-					-					-	-	-	-	-
Other Supplies & Materials Expenses	50203990 00			-	-				-					-					-	-	-	-	-
Utility Expenses	50204000 00	-	-	-	-		-	-	-	-	-	-	-	-	-	-	-	-	-	-	-	-	-
Water Expenses	50204010 00			-	-				-					-					-	-	-	-	-
Electricity Expenses	50204020 00			-	-				-					-					-	-	-	-	-
Communication Expenses	50205000 00	-	-	-	-	-	-	-	-	-	-	-	-	-	-	-	-	-	-	-	-	-	-
Postage and Courier Services	50205010 00			-	-				-					-					-	-	-	-	-
Mobile	50205020 01			-	-				-					-					-	-	-	-	-
Landline	50205020 02			-	-				-					-					-	-	-	-	-
Internet Subscription Expenses	50205030 00			-	-				-					-					-	-	-	-	-
Survey Expenses	50207010 00			-	-				-					-					-	-	-	-	-
Confidential, Intelligence and Extraordinary Expenses	50210000 00	-	-	-	-	-	-	-	-	-	-	-	-	-	-	-	-	-	-	-	-	-	-
Confidential Expenses	50210010 00			-	-				-					-					-	-	-	-	-
Extraordinary & Miscellaneous Expenses	50210030 00			-	-				-					-					-	-	-	-	-

As of the Quarter Ending March 31, 2015

Department: Department of Finance  
Agency/Operating Unit: Office of the Secretary  
Organizational Code (UACS): 11 001 0000000  
Funding Source Code (as clustered): 101101, 104102 & 101407

x	Current Year Appropriations
	Supplemental Appropriations
	Continuing Appropriations

[illegible]



SUMMARY OF APPROPRIATIONS, ALLOTMENTS, OBLIGATIONS, DISBURSEMENTS AND BALANCES BY OBJECT OF EXPENDITURES  
As of the Quarter Ending March 31, 2015

Page 1-A

x	Current Year Appropriations
	Supplemental Appropriations
	Continuing Appropriations

Department: Department of Finance  
Agency/Operating Unit: Office of the Secretary  
Organizational Code (UACS): 11 001 0000000  
Funding Source Code (as clustered): 101101, 104102 & 101407

Particulars	UACS CODE	Appropriations			Allotments					Current Year Obligations					Current Year Disbursements					Balances			
		Authorized Appropriations	Adjustments (Transfer To/From, Realignment)	Adjusted Appropriations	Allotments Received	Adjustments (Withdrawal, Realignment)	Transfer To	Transfer From	Adjusted Total Allotments	1st Quarter ending March 31	2nd Quarter ending June 30	3rd Quarter ending Sept. 30	4th Quarter ending Dec. 31	Total	1st Quarter ending March 31	2nd Quarter ending June 30	3rd Quarter ending Sept. 30	4th Quarter ending Dec. 31	Total	Unreleased Appropriations	Unobligated Allotment	Unpaid Obligations (15-20)=(23+24)	
																						Due and Demandable	Not Yet Due and Demandable
1	2	3	4	5=(3+4)	6	7	8	9	10=(6+(-7)+8+9)	11	12	13	14	15=(11+12+13+14)	16	17	18	19	20=(16+17+18+19)	21=(5-6)	22=(10-15)	23	24
C. SPECIAL PURPOSE FUNDS																							
Pension and Gratuity Fund																							
PERSONNEL SERVICES																							
Salaries and Wages	50101000 00	-	-	-	-	-	-	-	-	-	-	-	-	-	-	-	-	-	-	-	-	-	-
Basic Salary - Civilian	50101010 01			-	-	-			-	-	-	-	-	-	-	-	-	-	-	-	-	-	-
Salaries and Wages - Casual/Contractual	50101020 00			-	-	-			-					-					-	-	-	-	-
Other Compensation	50102000 00	-	-	-	-	-	-	-	-	-	-	-	-	-	-	-	-	-	-	-	-	-	-
PERA - Civilian	50102010 01			-	-	-			-					-					-	-	-	-	-
Representation Allowance	50102020 00			-	-	-			-					-					-	-	-	-	-
Transportation Allowance	50102030 01			-	-	-			-					-					-	-	-	-	-
Clothing/Uniform Allowance - Civilian	50102040 01			-	-	-			-					-					-	-	-	-	-
Subsistence Allowance	50102050 03			-	-	-			-					-					-	-	-	-	-
Laundry Allowance	50102060 04			-	-	-			-					-					-	-	-	-	-
Productivity Incentive Allowance - Civilian	50102080 01			-	-	-			-					-					-	-	-	-	-
Honoraria - Civilian	50102100 01			-	-	-			-					-					-	-	-	-	-
Hazard Pay	50102110 01			-	-	-			-					-					-	-	-	-	-
Longevity Pay - Civilian	50102120 01			-	-	-			-					-					-	-	-	-	-
Overtime Pay	50102130 01			-	-	-			-					-					-	-	-	-	-
Bonus - Civilian	50102140 01			-	-	-			-					-					-	-	-	-	-
Cash Gift - Civilian	50102150 01			-	-	-			-					-					-	-	-	-	-
Other Bonuses and Allowances	50102990 00			-	-	-			-					-					-	-	-	-	-
Collective Negotiation Agreement Incentive - Civilian	50102990 11			-	-	-			-					-					-	-	-	-	-
Productivity Enhancement Incentive - Civilian	50102990 12			-	-	-			-					-					-	-	-	-	-
Performance Based Bonus - Civilian	50102990 14			-	-	-			-					-					-	-	-	-	-
Personnel Benefit Contributions	50103000 00	-	-	-	-	-	-	-	-	-	-	-	-	-	-	-	-	-	-	-	-	-	-
Retirement and Life Insurance Premiums	50103010 00			-	-	-			-					-					-	-	-	-	-
Paq-IBIG - Civilian	50103020 01			-	-	-			-					-					-	-	-	-	-
PhilHealth - Civilian	50103030 01			-	-	-			-					-					-	-	-	-	-
ECIP - Civilian	50103040 01			-	-	-			-					-					-	-	-	-	-
Other Personnel Benefits	50104000 00	-	332,344.00	332,344.00	332,344.00	-	-	-	332,344.00	129,975.75	-	-	-	129,975.75	129,975.75	-	-	-	129,975.75	-	202,368.25	-	-
Retirement Gratuity - Civilian	50104020 01			-	-	-			-					-					-	-	-	-	-
Terminal Leave Benefits - Civilian	50104030 01		332,344.00	332,344.00	332,344.00				332,344.00	129,975.75				129,975.75	129,975.75			129,975.75	-	202,368.25	-	-	-
Lump-sum for Step Increments - Length of Service	50104990 10			-	-	-			-					-					-	-	-	-	-
Other Personnel Benefits	50104990 99			-	-	-			-					-					-	-	-	-	-
Sub-Total, PS	50100000 00	-	332,344.00	332,344.00	332,344.00	-	-	-	332,344.00	129,975.75	-	-	-	129,975.75	129,975.75	-	-	-	129,975.75	-	202,368.25	-	-
MAINTENANCE AND OTHER OPERATING EXPENSES																							
Traveling Expenses	50201000 00	-	-	-	-	-	-	-	-	-	-	-	-	-	-	-	-	-	-	-	-	-	-
Traveling Expenses - Local	50201010 00			-	-	-			-					-					-	-	-	-	-
Traveling Expenses - Foreign	50201020 00			-	-	-			-					-					-	-	-	-	-
Training Expenses	50202010 00			-	-	-			-					-					-	-	-	-	-
Supplies and Materials Expenses	50203000 00	-	-	-	-	-	-	-	-	-	-	-	-	-	-	-	-	-	-	-	-	-	-
Office Supplies Expenses	50203010 00			-	-	-			-					-					-	-	-	-	-
Accountable Forms Expenses	50203020 00			-	-	-			-					-					-	-	-	-	-
Drugs and Medicines Expenses	50203070 00			-	-	-			-					-					-	-	-	-	-
Medical, Dental and Laboratory Supplies Expenses	50203080 00			-	-	-			-					-					-	-	-	-	-
Fuel, Oil and Lubricants Expenses	50203090 00			-	-	-			-					-					-	-	-	-	-
Other Supplies & Materials Expenses	50203990 00			-	-	-			-					-					-	-	-	-	-
Utility Expenses	50204000 00	-	-	-	-	-	-	-	-	-	-	-	-	-	-	-	-	-	-	-	-	-	-
Water Expenses	50204010 00			-	-	-			-					-					-	-	-	-	-
Electricity Expenses	50204020 00			-	-	-			-					-					-	-	-	-	-
Communication Expenses	50205000 00	-	-	-	-	-	-	-	-	-	-	-	-	-	-	-	-	-	-	-	-	-	-
Postage and Courier Services	50205010 00			-	-	-			-					-					-	-	-	-	-
Mobile	50205020 01			-	-	-			-					-					-	-	-	-	-
Landline	50205020 02			-	-	-			-					-					-	-	-	-	-
Internet Subscription Expenses	50205030 00			-	-	-			-					-					-	-	-	-	-
Survey Expenses	50207010 00			-	-	-			-					-					-	-	-	-	-
Confidential, Intelligence and Extraordinary Expenses	50210000 00	-	-	-	-	-	-	-	-	-	-	-	-	-	-	-	-	-	-	-	-	-	-
Confidential Expenses	50210010 00			-	-	-			-					-					-	-	-	-	-
Extraordinary & Miscellaneous Expenses	50210030 00			-	-	-			-					-					-	-	-	-	-

SUMMARY OF APPROPRIATIONS, ALLOTMENTS, OBLIGATIONS, DISBURSEMENTS AND BALANCES BY OBJECT OF EXPENDITURES  
As of the Quarter Ending March 31, 2015

Page: 1-A

Department: Department of Finance  
Agency/Operating Unit: Office of the Secretary  
Organizational Code (UACS): 11 001 0000000  
Funding Source Code (as clustered): 101101, 104102 & 101407

<input checked="" type="checkbox"/>	Current Year Appropriations
<input type="checkbox"/>	Supplemental Appropriations
<input type="checkbox"/>	Continuing Appropriations

Particulars	UACS CODE	Appropriations			Allotments					Current Year Obligations					Current Year Disbursements					Balances			
		Authorized Appropriations	Adjustments (Transfer To/From, Realignment)	Adjusted Appropriations	Allotments Received	Adjustments (Withdrawal, Realignment)	Transfer To	Transfer From	Adjusted Total Allotments	1st Quarter ending March 31	2nd Quarter ending June 30	3rd Quarter ending Sept. 30	4th Quarter ending Dec. 31	Total	1st Quarter ending March 31	2nd Quarter ending June 30	3rd Quarter ending Sept. 30	4th Quarter ending Dec. 31	Total	Unreleased Appropriations	Unobligated Allotment	Unpaid Obligations (15-20)=(23+24)	
																						Due and Demandable	Not Yet Due and Demandable
1	2	3	4	5=(3+4)	6	7	8	9	10=(6+7+8+9)	11	12	13	14	15=(11+12+13+14)	16	17	18	19	20=(16+17+18+19)	21=(5-6)	22=(10-15)	23	24
Profession-I Services	50211000 00	-	-	-	-	-	-	-	-	-	-	-	-	-	-	-	-	-	-	-	-	-	-
Legal Services	50211010 00	-	-	-	-	-	-	-	-	-	-	-	-	-	-	-	-	-	-	-	-	-	-
Consultancy Services	50211030 00	-	-	-	-	-	-	-	-	-	-	-	-	-	-	-	-	-	-	-	-	-	-
Other Professional Services	50211990 00	-	-	-	-	-	-	-	-	-	-	-	-	-	-	-	-	-	-	-	-	-	-
General Services	50212000 00	-	-	-	-	-	-	-	-	-	-	-	-	-	-	-	-	-	-	-	-	-	-
Janitorial Services	50212020 00	-	-	-	-	-	-	-	-	-	-	-	-	-	-	-	-	-	-	-	-	-	-
Security Services	50212030 00	-	-	-	-	-	-	-	-	-	-	-	-	-	-	-	-	-	-	-	-	-	-
Repairs and Maintenance	50213000 00	-	-	-	-	-	-	-	-	-	-	-	-	-	-	-	-	-	-	-	-	-	-
Other Land Improvements	50213020 99	-	-	-	-	-	-	-	-	-	-	-	-	-	-	-	-	-	-	-	-	-	-
Buildings	50213040 01	-	-	-	-	-	-	-	-	-	-	-	-	-	-	-	-	-	-	-	-	-	-
Office Equipment	50213050 02	-	-	-	-	-	-	-	-	-	-	-	-	-	-	-	-	-	-	-	-	-	-
ICT Equipment	50213050 03	-	-	-	-	-	-	-	-	-	-	-	-	-	-	-	-	-	-	-	-	-	-
Communication Equipment	50213050 07	-	-	-	-	-	-	-	-	-	-	-	-	-	-	-	-	-	-	-	-	-	-
Disaster Response & Rescue Equipment	50213050 09	-	-	-	-	-	-	-	-	-	-	-	-	-	-	-	-	-	-	-	-	-	-
Medical Equipment	50213050 11	-	-	-	-	-	-	-	-	-	-	-	-	-	-	-	-	-	-	-	-	-	-
Other Machinery and Equipment	50213050 99	-	-	-	-	-	-	-	-	-	-	-	-	-	-	-	-	-	-	-	-	-	-
Motor Vehicles	50213060 01	-	-	-	-	-	-	-	-	-	-	-	-	-	-	-	-	-	-	-	-	-	-
Repairs and Maintenance - Furniture & Fixtures	50213070 00	-	-	-	-	-	-	-	-	-	-	-	-	-	-	-	-	-	-	-	-	-	-
Other Property, Plant & Equipment	50213990 99	-	-	-	-	-	-	-	-	-	-	-	-	-	-	-	-	-	-	-	-	-	-
Taxes, Insurance Premiums and Other Fees	50215000 00	-	-	-	-	-	-	-	-	-	-	-	-	-	-	-	-	-	-	-	-	-	-
Taxes, Duties and Licenses	50215010 01	-	-	-	-	-	-	-	-	-	-	-	-	-	-	-	-	-	-	-	-	-	-
Fidelity Bond Premium	50215020 00	-	-	-	-	-	-	-	-	-	-	-	-	-	-	-	-	-	-	-	-	-	-
Insurance Expenses	50215030 00	-	-	-	-	-	-	-	-	-	-	-	-	-	-	-	-	-	-	-	-	-	-
Other Maintenance and Operating Expenses	50299000 00	-	-	-	-	-	-	-	-	-	-	-	-	-	-	-	-	-	-	-	-	-	-
Advertising Expenses	50299010 00	-	-	-	-	-	-	-	-	-	-	-	-	-	-	-	-	-	-	-	-	-	-
Printing and Publication Expenses	50299020 00	-	-	-	-	-	-	-	-	-	-	-	-	-	-	-	-	-	-	-	-	-	-
Representation Expenses	50299030 00	-	-	-	-	-	-	-	-	-	-	-	-	-	-	-	-	-	-	-	-	-	-
Transportation and Delivery Expenses	50299040 00	-	-	-	-	-	-	-	-	-	-	-	-	-	-	-	-	-	-	-	-	-	-
Rent/Lease Expenses	50299050 00	-	-	-	-	-	-	-	-	-	-	-	-	-	-	-	-	-	-	-	-	-	-
Rents - Buildings and Structures	50299050 01	-	-	-	-	-	-	-	-	-	-	-	-	-	-	-	-	-	-	-	-	-	-
Rents - Equipment	50299050 00	-	-	-	-	-	-	-	-	-	-	-	-	-	-	-	-	-	-	-	-	-	-
Membership Dues and Contributions to Organizations	50299060 00	-	-	-	-	-	-	-	-	-	-	-	-	-	-	-	-	-	-	-	-	-	-
Subscription Expenses	50299070 00	-	-	-	-	-	-	-	-	-	-	-	-	-	-	-	-	-	-	-	-	-	-
Website Maintenance	50299990 01	-	-	-	-	-	-	-	-	-	-	-	-	-	-	-	-	-	-	-	-	-	-
Other Maintenance & Operating Expenses	50299990 99	-	-	-	-	-	-	-	-	-	-	-	-	-	-	-	-	-	-	-	-	-	-
Sub-Total, MOOE	50200000 00	-	-	-	-	-	-	-	-	-	-	-	-	-	-	-	-	-	-	-	-	-	-
CAPITAL OUTLAY																							
Buildings and Other Structures Outlay	50604040 00	-	-	-	-	-	-	-	-	-	-	-	-	-	-	-	-	-	-	-	-	-	-
Buildings	50604040 01	-	-	-	-	-	-	-	-	-	-	-	-	-	-	-	-	-	-	-	-	-	-
Other Structures	50604040 99	-	-	-	-	-	-	-	-	-	-	-	-	-	-	-	-	-	-	-	-	-	-
Machinery and Equipment Outlay	50604050 00	-	-	-	-	-	-	-	-	-	-	-	-	-	-	-	-	-	-	-	-	-	-
Office Equipment	50604050 02	-	-	-	-	-	-	-	-	-	-	-	-	-	-	-	-	-	-	-	-	-	-
Information and Communication Technology Equipment	50604050 03	-	-	-	-	-	-	-	-	-	-	-	-	-	-	-	-	-	-	-	-	-	-
Communication Equipment	50604050 07	-	-	-	-	-	-	-	-	-	-	-	-	-	-	-	-	-	-	-	-	-	-
Disaster Response and Rescue Equipment	50604050 09	-	-	-	-	-	-	-	-	-	-	-	-	-	-	-	-	-	-	-	-	-	-
Medical Equipment	50604050 11	-	-	-	-	-	-	-	-	-	-	-	-	-	-	-	-	-	-	-	-	-	-
Other Machinery & Equipment	50604050 99	-	-	-	-	-	-	-	-	-	-	-	-	-	-	-	-	-	-	-	-	-	-
Transportation Equipment Outlay	50604060 00	-	-	-	-	-	-	-	-	-	-	-	-	-	-	-	-	-	-	-	-	-	-
Motor Vehicles	50604060 01	-	-	-	-	-	-	-	-	-	-	-	-	-	-	-	-	-	-	-	-	-	-
Furniture, Fixtures and Books Outlay	50604070 00	-	-	-	-	-	-	-	-	-	-	-	-	-	-	-	-	-	-	-	-	-	-
Furniture and Fixtures	50604070 01	-	-	-	-	-	-	-	-	-	-	-	-	-	-	-	-	-	-	-	-	-	-
Books	50604070 02	-	-	-	-	-	-	-	-	-	-	-	-	-	-	-	-	-	-	-	-	-	-
Other Property, Plant & Equipment Outlay	50604090 00	-	-	-	-	-	-	-	-	-	-	-	-	-	-	-	-	-	-	-	-	-	-
Other Property, Plant & Equipment	50604090 99	-	-	-	-	-	-	-	-	-	-	-	-	-	-	-	-	-	-	-	-	-	-
Sub-Total, CO	50600000 00	-	-	-	-	-	-	-	-	-	-	-	-	-	-	-	-	-	-	-	-	-	-
TOTAL, PGF		-	332,344.00	332,344.00	332,344.00	-	-	-	332,344.00	129,975.75	-	-	-	129,975.75	129,975.75	-	-	-	129,975.75	-	202,368.25	-	-


SUMMARY OF APPROPRIATIONS, ALLOTMENTS, OBLIGATIONS, DISBURSEMENTS AND BALANCES BY OBJECT OF EXPENDITURES  
As of the Quarter Ending March 31, 2015

FAR No. 1-A


Department: Department of Finance  
Agency/Operating Unit: Office of the Secretary  
Organizational Code (UACS): 11 001 0000000  
Funding Source Code (as clustered): 103101


	Current Year Appropriations
x	Supplemental Appropriations
	Continuing Appropriations

Particulars	UACS CODE	Appropriations			Allotments					Current Year Obligations					Current Year Disbursements					Balances			
		Authorized Appropriations	Adjustments (Transfer To/From, Realignment)	Adjusted Appropriations	Allotments Received	Adjustments (Withdrawal, Realignment)	Transfer To	Transfer From	Adjusted Total Allotments	1st Quarter ending March 31	2nd Quarter ending June 30	3rd Quarter ending Sept. 30	4th Quarter ending Dec. 31	Total	1st Quarter ending March 31	2nd Quarter ending June 30	3rd Quarter ending Sept. 30	4th Quarter ending Dec. 31	Total	Unreleased Appropriations	Unobligated Allotment	Unpaid Obligations (15-20)=(23+24)	
																						Due and Demandable	Not Yet Due and Demandable
1	2	3	4	5=(3+4)	6	7	8	9	10=6+(7+8+9)	11	12	13	14	15=(11+12+13+14)	16	17	18	19	20=(16+17+18+19)	21=(5-0)	22=(10-15)	23	24
RA 10652 FY 2015 - SUPPLEMENTAL APPROPRIATION																							
A. DOF Renovation Phase 2																							
Personnel Services		-	-	-	-	-	-	-	-	-	-	-	-	-	-	-	-	-	-	-	-	-	-
Maintenance & Other Operating Expenses		-	-	-	-	-	-	-	-	-	-	-	-	-	-	-	-	-	-	-	-	-	-
Capital Outlay		-	32,224,000.00	32,224,000.00	32,224,000.00	-	-	-	32,224,000.00	-	-	-	-	-	-	-	-	-	-	-	32,224,000.00	-	-
C/ AND TOTAL		-	32,224,000.00	32,224,000.00	32,224,000.00	-	-	-	32,224,000.00	-	-	-	-	-	-	-	-	-	-	-	32,224,000.00	-	-

Certified Correct:  
  
MA. LUISA M. NOTARIO  
Chief Administrative Officer, Budget Division  
Date: 4/7

Certified Correct:  
  
LOLITA R. VERDADERO  
Chief Accountant  
Date: 4/7

Recommending Approval:  
  
MA. LOURDES V. DEDAL  
Director IV, Central Financial Management Office  
Date:

Approved by:  
  
MA. LOURDES B. RECENTE  
Assistant Secretary and Chief of Staff  
Date:



	Current Year Appropriations
x	Supplemental Appropriations
	Continuing Appropriations

SUMMARY OF APPROPRIATIONS, ALLOTMENTS, OBLIGATIONS, DISBURSEMENTS AND BALANCES BY OBJECT OF EXPENDITURES  
As of the Quarter Ending March 31, 2015

Department: Department of Finance  
Agency/Operating Unit: Office of the Secretary  
Organizational Code (UACS): 11 001 0000000  
Funding Source Code (as clustered): 103101

	Current Year Appropriations
x	Supplemental Appropriations
	Continuing Appropriations

Particulars	UACS CODE	Appropriations			Allotments					Current Year Obligations					Current Year Disbursements					Balances			
		Authorized Appropriations	Adjustments (Transfer To/From, Realignment)	Adjusted Appropriations	Allotments Received	Adjustments (Withdrawal, Realignment)	Transfer To	Transfer From	Adjusted Total Allotments	1st Quarter ending March 31	2nd Quarter ending June 30	3rd Quarter ending Sept. 30	4th Quarter ending Dec. 31	Total	1st Quarter ending March 31	2nd Quarter ending June 30	3rd Quarter ending Sept. 30	4th Quarter ending Dec. 31	Total	Unreleased Appropriations	Unobligated Allotment	Unpaid Obligations (15-20)=(23+24)	
																						Due and Demandable	Not Yet Due and Demandable
1	2	3	4	5=(3-4)	6	7	8	9	10=(6+(-7)+9)	11	12	13	14	15=(11+12+13+14)	16	17	18	19	20=(16+17+18+19)	21=(5-6)	22=(10-15)	23	24
Professional Services	50211000 00	-	-	-	-	-	-	-	-	-	-	-	-	-	-	-	-	-	-	-	-	-	-
Legal Services	50211010 00			-	-				-					-	-				-	-			-
Consultancy Services	50211030 00			-	-				-					-					-	-			-
Other Professional Services	50211990 00			-	-				-					-					-	-			-
General Services	50212000 00	-	-	-	-	-	-	-	-	-	-	-	-	-	-	-	-	-	-	-	-	-	-
Janitorial Services	50212020 00			-	-				-					-					-	-			-
Security Services	50212030 00			-	-				-					-					-	-			-
Repairs and Maintenance	50213000 00	-	-	-	-	-	-	-	-	-	-	-	-	-	-	-	-	-	-	-	-	-	-
Other Land Improvements	50213020 99			-	-				-					-					-	-			-
Buildings	50213040 01			-	-				-					-					-	-			-
Office Equipment	50213050 02			-	-				-					-					-	-			-
ICT Equipment	50213050 03			-	-				-					-					-	-			-
Communication Equipment	50213050 07			-	-				-					-					-	-			-
Disaster Response & Rescue Equipment	50213050 09			-	-				-					-					-	-			-
Medical Equipment	50213050 11			-	-				-					-					-	-			-
Other Machinery and Equipment	50213050 99			-	-				-					-					-	-			-
Motor Vehicles	50213060 01			-	-				-					-					-	-			-
Repairs and Maintenance - Furniture & Fixtures	50213070 00			-	-				-					-					-	-			-
Other Property, Plant & Equipment	50213990 99			-	-				-					-					-	-			-
Taxes, Insurance Premiums and Other Fees	50215000 00	-	-	-	-	-	-	-	-	-	-	-	-	-	-	-	-	-	-	-	-	-	-
Taxes, Duties and Licenses	50215010 01			-	-				-					-					-	-			-
Fidelity Bond Premium	50215020 00			-	-				-					-					-	-			-
Insurance Expenses	50215030 00			-	-				-					-					-	-			-
Other Maintenance and Operating Expenses	50299000 00	-	-	-	-	-	-	-	-	-	-	-	-	-	-	-	-	-	-	-	-	-	-
Advertising Expenses	50299010 00			-	-				-					-					-	-			-
Printing and Publication Expenses	50299020 00			-	-				-					-					-	-			-
Representation Expenses	50299030 00			-	-				-					-					-	-			-
Transportation and Delivery Expenses	50299040 00			-	-				-					-					-	-			-
Rent/Lease Expenses	50299050 00			-	-				-					-					-	-			-
Rents - Buildings and Structures	50299050 01			-	-				-					-					-	-			-
Rents - Equipment	50299050 03			-	-				-					-					-	-			-
Membership Dues and Contributions to Organizations	50299060 00			-	-				-					-					-	-			-
Subscription Expenses	50299070 00			-	-				-					-					-	-			-
Website Maintenance	50299990 01			-	-				-					-					-	-			-
Other Maintenance & Operating Expenses	50299990 99			-	-				-					-					-	-			-
Sub-Total, MOOE	50200000 00	-	-	-	-	-	-	-	-	-	-	-	-	-	-	-	-	-	-	-	-	-	-
CAPITAL OUTLAY																							
Buildings and Other Structures Outlay	50604040 00	-	23,389,000.00	23,389,000.00	23,389,000.00	-	-	-	23,389,000.00	-	-	-	-	-	-	-	-	-	-	-	23,389,000.00	-	-
Buildings	50604040 01		23,389,000.00	23,389,000.00	23,389,000.00				23,389,000.00					-					-	-	23,389,000.00		
Other Structures	50604040 99				-				-					-					-	-			
Machinery and Equipment Outlay	50604050 00	-	8,835,000.00	8,835,000.00	8,835,000.00	-	-	-	8,835,000.00	-	-	-	-	-	-	-	-	-	-	-	8,835,000.00	-	-
Office Equipment	50604050 02			-	-				-					-					-	-			-
Information and Communication Technology Equipment	50604050 03			-	-				-					-					-	-			-
Communication Equipment	50604050 07			-	-				-					-					-	-			-
Disaster Response and Rescue Equipment	50604050 09			-	-				-					-					-	-			-
Medical Equipment	50604050 11			-	-				-					-					-	-			-
Other Machinery & Equipment	50604050 99		8,835,000.00	8,835,000.00	8,835,000.00				8,835,000.00					-					-	-	8,835,000.00		
Transportation Equipment Outlay	50604060 00	-	-	-	-	-	-	-	-	-	-	-	-	-	-	-	-	-	-	-	-	-	-
Motor Vehicles	50604060 01			-	-				-					-					-	-			-
Furniture, Fixtures and Books Outlay	50604070 00	-	-	-	-	-	-	-	-	-	-	-	-	-	-	-	-	-	-	-	-	-	-
Furniture and Fixtures	50604070 01			-	-				-					-					-	-			-
Books	50604070 02			-	-				-					-					-	-			-
Other Property, Plant & Equipment Outlay	50604090 00	-	-	-	-	-	-	-	-	-	-	-	-	-	-	-	-	-	-	-	-	-	-
Other Property, Plant & Equipment	50604090 99			-	-				-					-					-	-			-
Sub-Total, CO	50600000 00	-	32,224,000.00	32,224,000.00	32,224,000.00	-	-	-	32,224,000.00	-	-	-	-	-	-	-	-	-	-	-	32,224,000.00	-	-
TOTAL, Agency Specific Budget		-	32,224,000.00	32,224,000.00	32,224,000.00	-	-	-	32,224,000.00	-	-	-	-	-	-	-	-	-	-	-	32,224,000.00	-	-






SUMMARY OF APPROPRIATIONS, ALLOTMENTS, OBLIGATIONS, DISBURSEMENTS AND BALANCES BY OBJECT OF EXPENDITURES  
As of the Quarter Ending March 31, 2015

FAR No. 1-A

Department: Department of Finance  
Agency/Operating Unit: Office of the Secretary  
Organizational Code (UACS): 11 001 0000000  
Funding Source Code (as clustered): 104167 & 104163

x	Current Year Appropriations
	Supplemental Appropriations
	Continuing Appropriations

Particulars	UACS CODE	Appropriations			Allotments					Current Year Obligations					Current Year Disbursements					Balances			
		Authorized Appropriations	Adjustments (Transfer To/From, Realignment)	Adjusted Appropriations	Allotments Received	Adjustments (Withdrawal, Realignment)	Transfer To	Transfer From	Adjusted Total Allotments	1st Quarter ending March 31	2nd Quarter ending June 30	3rd Quarter ending Sept. 30	4th Quarter ending Dec. 31	Total	1st Quarter ending March 31	2nd Quarter ending June 30	3rd Quarter ending Sept. 30	4th Quarter ending Dec. 31	Total	Unreleased Appropriations	Unobligated Allotment	Unpaid Obligations (15-20)=(23+24)	
																						Due and Demandable	Not Yet Due and Demandable
1	2	3	4	5=(3+4)	6	7	8	9	10=([6+(-)(7)-8+9]	11	12	13	14	15=([11+12+13+14]	16	17	18	19	20=([16+17+18+19]	21=(5-6)	22=(10-15)	23	24
RA 10651 FY 2015																							
JAPANESE NON-PROJECT GRANT ASSISTANCE - CVF																							
Maintenance & Other Operating Expenses		-	13,500,000.00	13,500,000.00	13,500,000.00	-	-	-	13,500,000.00	12,924,304.38	-	-	-	12,924,304.38	2,139,399.20	-	-	-	2,139,399.20	-	575,695.62	10,784,905.18	-
INTERNATIONAL BANK FOR RECONSTRUCTION AND DEVELOPMENT - EITI Project																							
Maintenance & Other Operating Expenses		-	31,705,666.00	31,705,666.00	31,705,666.00	-	-	-	31,705,666.00	-	-	-	-	-	-	-	-	-	-	-	31,705,666.00	-	-
GRAND TOTAL		-	45,205,666.00	45,205,666.00	45,205,666.00	-	-	-	45,205,666.00	12,924,304.38	-	-	-	12,924,304.38	2,139,399.20	-	-	-	2,139,399.20	-	32,281,361.62	10,784,905.18	-

Certified Correct:  MA. LUISA M. NOTARIO Chief Administrative Officer, Budget Division Date: 	Certified Correct:  LOLITA R. VERDADERO Chief Accountant Date: 	Recommending Approval:  MA. LOURDES V. DEDAL Director IV, Central Financial Management Office Date:	Approved by:  MA. LOURDES B. RECENTE Assistant Secretary and Chief of Staff Date:
----------------------------------------------------------------------------------------------------------------------------------------------------------------------------------------------------------------------------------------------------------------------------------	-----------------------------------------------------------------------------------------------------------------------------------------------------------------------------------------------------------------------------------------------------	-----------------------------------------------------------------------------------------------------------------------------------------------------------------------------------------------------	-----------------------------------------------------------------------------------------------------------------------------------------------------------------------------------



x	Current Year Appropriations
	Supplemental Appropriations
	Continuing Appropriations

x	Current Year Appropriations
	Supplemental Appropriations
	Continuing Appropriations

Particulars	UACS CODE	Appropriations			Allotments					Current Year Obligations					Current Year Disbursements					Balances			
		Authorized Appropriations	Adjustments (Transfer To/From, Realignment)	Adjusted Appropriations	Allotments Received	Adjustments (Withdrawal, Realignment)	Transfer To	Transfer From	Adjusted Total Allotments	1st Quarter ending March 31	2nd Quarter ending June 30	3rd Quarter ending Sept. 30	4th Quarter ending Dec. 31	Total	1st Quarter ending March 31	2nd Quarter ending June 30	3rd Quarter ending Sept. 30	4th Quarter ending Dec. 31	Total	Unreleased Appropriations	Unobligated Allotment	Unpaid Obligations (15-20)=(23+24)	
																						Due and Demandable	Not Yet Due and Demandable
1	2	3	4	5=(3+4)	6	7	8	9	10=(8+(-1)+8+9)	11	12	13	14	15=(11+12+13+14)	16	17	18	19	20=(16+17+18+19)	21=(5-6)	22=(10-15)	23	24
Professional Services	50211000 00	-	31,076,349.00	31,076,349.00	31,076,349.00	-	-	-	31,076,349.00	12,924,304.38	-	-	-	12,924,304.38	2,139,399.20	-	-	-	2,139,399.20	-	18,152,044.62	10,784,905.18	-
Legal Services	50211010 00	-	-	-	-	-	-	-	-	-	-	-	-	-	-	-	-	-	-	-	-	-	-
Consultancy Services	50211030 00	-	31,076,349.00	31,076,349.00	31,076,349.00	-	-	-	31,076,349.00	12,924,304.38	-	-	-	12,924,304.38	2,139,399.20	-	-	-	2,139,399.20	-	18,152,044.62	10,784,905.18	-
Other Professional Services	50211990 00	-	-	-	-	-	-	-	-	-	-	-	-	-	-	-	-	-	-	-	-	-	-
General Services	50212000 00	-	-	-	-	-	-	-	-	-	-	-	-	-	-	-	-	-	-	-	-	-	-
Janitorial Services	50212020 00	-	-	-	-	-	-	-	-	-	-	-	-	-	-	-	-	-	-	-	-	-	-
Security Services	50212030 00	-	-	-	-	-	-	-	-	-	-	-	-	-	-	-	-	-	-	-	-	-	-
Repairs and Maintenance	50213000 00	-	-	-	-	-	-	-	-	-	-	-	-	-	-	-	-	-	-	-	-	-	-
Other Land Improvements	50213020 99	-	-	-	-	-	-	-	-	-	-	-	-	-	-	-	-	-	-	-	-	-	-
Buildings	50213040 01	-	-	-	-	-	-	-	-	-	-	-	-	-	-	-	-	-	-	-	-	-	-
Office Equipment	50213050 02	-	-	-	-	-	-	-	-	-	-	-	-	-	-	-	-	-	-	-	-	-	-
ICT Equipment	50213050 03	-	-	-	-	-	-	-	-	-	-	-	-	-	-	-	-	-	-	-	-	-	-
Communication Equipment	50213050 07	-	-	-	-	-	-	-	-	-	-	-	-	-	-	-	-	-	-	-	-	-	-
Disaster Response & Rescue Equipment	50213050 09	-	-	-	-	-	-	-	-	-	-	-	-	-	-	-	-	-	-	-	-	-	-
Medical Equipment	50213050 11	-	-	-	-	-	-	-	-	-	-	-	-	-	-	-	-	-	-	-	-	-	-
Other Machinery and Equipment	50213050 99	-	-	-	-	-	-	-	-	-	-	-	-	-	-	-	-	-	-	-	-	-	-
Motor Vehicles	50213060 01	-	-	-	-	-	-	-	-	-	-	-	-	-	-	-	-	-	-	-	-	-	-
Repairs and Maintenance - Furniture & Fixtures	50213070 00	-	-	-	-	-	-	-	-	-	-	-	-	-	-	-	-	-	-	-	-	-	-
Other Property, Plant & Equipment	50213990 99	-	-	-	-	-	-	-	-	-	-	-	-	-	-	-	-	-	-	-	-	-	-
Taxes, Insurance Premiums and Other Fees	50215000 00	-	-	-	-	-	-	-	-	-	-	-	-	-	-	-	-	-	-	-	-	-	-
Taxes, Duties and Licenses	50215010 01	-	-	-	-	-	-	-	-	-	-	-	-	-	-	-	-	-	-	-	-	-	-
Fidelity Bond Premium	50215020 00	-	-	-	-	-	-	-	-	-	-	-	-	-	-	-	-	-	-	-	-	-	-
Insurance Expenses	50215030 00	-	-	-	-	-	-	-	-	-	-	-	-	-	-	-	-	-	-	-	-	-	-
Other Maintenance and Operating Expenses	50299000 00	-	1,620,701.00	1,620,701.00	1,620,701.00	-	-	-	1,620,701.00	-	-	-	-	-	-	-	-	-	-	-	1,620,701.00	-	-
Advertising Expenses	50299010 00	-	-	-	-	-	-	-	-	-	-	-	-	-	-	-	-	-	-	-	-	-	-
Printing and Publication Expenses	50299020 00	-	-	-	-	-	-	-	-	-	-	-	-	-	-	-	-	-	-	-	-	-	-
Representation Expenses	50299030 00	-	-	-	-	-	-	-	-	-	-	-	-	-	-	-	-	-	-	-	-	-	-
Transportation and Delivery Expenses	50299040 00	-	-	-	-	-	-	-	-	-	-	-	-	-	-	-	-	-	-	-	-	-	-
Rent/Lease Expenses	50299050 00	-	-	-	-	-	-	-	-	-	-	-	-	-	-	-	-	-	-	-	-	-	-
Rents - Buildings and Structures	50299050 01	-	-	-	-	-	-	-	-	-	-	-	-	-	-	-	-	-	-	-	-	-	-
Rents - Equipment	50299050 00	-	-	-	-	-	-	-	-	-	-	-	-	-	-	-	-	-	-	-	-	-	-
Membership Dues and Contributions to Organizations	50299060 00	-	-	-	-	-	-	-	-	-	-	-	-	-	-	-	-	-	-	-	-	-	-
Subscription Expenses	50299070 00	-	-	-	-	-	-	-	-	-	-	-	-	-	-	-	-	-	-	-	-	-	-
Website Maintenance	50299990 01	-	22,377.00	22,377.00	22,377.00	-	-	-	22,377.00	-	-	-	-	-	-	-	-	-	-	-	-	22,377.00	-
Other Maintenance & Operating Expenses	50299990 99	-	1,598,324.00	1,598,324.00	1,598,324.00	-	-	-	1,598,324.00	-	-	-	-	-	-	-	-	-	-	-	1,598,324.00	-	-
Sub-Total, MOOE	50200000 00	-	45,205,666.00	45,205,666.00	45,205,666.00	-	-	-	45,205,666.00	12,924,304.38	-	-	-	12,924,304.38	2,139,399.20	-	-	-	2,139,399.20	-	32,281,361.62	10,784,905.18	-
CAPITAL OUTLAY																							
Buildings and Other Structures Outlay	50604040 00	-	-	-	-	-	-	-	-	-	-	-	-	-	-	-	-	-	-	-	-	-	-
Buildings	50604040 01	-	-	-	-	-	-	-	-	-	-	-	-	-	-	-	-	-	-	-	-	-	-
Other Structures	50604040 99	-	-	-	-	-	-	-	-	-	-	-	-	-	-	-	-	-	-	-	-	-	-
Machinery and Equipment Outlay	50604050 00	-	-	-	-	-	-	-	-	-	-	-	-	-	-	-	-	-	-	-	-	-	-
Office Equipment	50604050 02	-	-	-	-	-	-	-	-	-	-	-	-	-	-	-	-	-	-	-	-	-	-
Information and Communication Technology Equipment	50604050 03	-	-	-	-	-	-	-	-	-	-	-	-	-	-	-	-	-	-	-	-	-	-
Communication Equipment	50604050 07	-	-	-	-	-	-	-	-	-	-	-	-	-	-	-	-	-	-	-	-	-	-
Disaster Response and Rescue Equipment	50604050 09	-	-	-	-	-	-	-	-	-	-	-	-	-	-	-	-	-	-	-	-	-	-
Medical Equipment	50604050 11	-	-	-	-	-	-	-	-	-	-	-	-	-	-	-	-	-	-	-	-	-	-
Other Machinery & Equipment	50604050 99	-	-	-	-	-	-	-	-	-	-	-	-	-	-	-	-	-	-	-	-	-	-
Transportation Equipment Outlay	50604060 00	-	-	-	-	-	-	-	-	-	-	-	-	-	-	-	-	-	-	-	-	-	-
Motor Vehicles	50604060 01	-	-	-	-	-	-	-	-	-	-	-	-	-	-	-	-	-	-	-	-	-	-
Furniture, Fixtures and Books Outlay	50604070 00	-	-	-	-	-	-	-	-	-	-	-	-	-	-	-	-	-	-	-	-	-	-
Furniture and Fixtures	50604070 01	-	-	-	-	-	-	-	-	-	-	-	-	-	-	-	-	-	-	-	-	-	-
Books	50604070 02	-	-	-	-	-	-	-	-	-	-	-	-	-	-	-	-	-	-	-	-	-	-
Other Property, Plant & Equipment Outlay	50604090 00	-	-	-	-	-	-	-	-	-	-	-	-	-	-	-	-	-	-	-	-	-	-
Other Property, Plant & Equipment	50604090 99	-	-	-	-	-	-	-	-	-	-	-	-	-	-	-	-	-	-	-	-	-	-
Sub-Total, CO	50600000 00	-	-	-	-	-	-	-	-	-	-	-	-	-	-	-	-	-	-	-	-	-	-
GRAND TOTAL		-	45,205,666.00	45,205,666.00	45,205,666.00	-	-	-	45,205,666.00	12,924,304.38	-	-	-	12,924,304.38	2,139,399.20	-	-	-	2,139,399.20	-	32,281,361.62	10,784,905.18	-

x	Current Year Appropriations
	Supplemental Appropriations
	Continuing Appropriations



SUMMARY OF APPROPRIATIONS, ALLOTMENTS, OBLIGATIONS, DISBURSEMENTS AND BALANCES BY OBJECT OF EXPENDITURES  
As of the Quarter Ending March 31, 2015

Department: Department of Finance  
Agency/Operating Unit: Office of the Secretary  
Organizational Code (UACS): 11 001 0000000  
Funding Source Code (as clustered): 104167 & 104163

x	Current Year Appropriations
	Supplemental Appropriations
	Continuing Appropriations

Particulars	UACS CODE	Appropriations			Allotments					Current Year Obligations					Current Year Disbursements					Balances			
		Authorized Appropriations	Adjustments (Transfer To/From, Realignment)	Adjusted Appropriations	Allotments Received	Adjustments (Withdrawal, Realignment)	Transfer To	Transfer From	Adjusted Total Allotments	1st Quarter ending March 31	2nd Quarter ending June 30	3rd Quarter ending Sept. 30	4th Quarter ending Dec. 31	Total	1st Quarter ending March 31	2nd Quarter ending June 30	3rd Quarter ending Sept. 30	4th Quarter ending Dec. 31	Total	Unreleased Appropriations	Unobligated Allotment	Unpaid Obligations (15-20)-(23+24)	
																						Due and Demandable	Not Yet Due and Demandable
1	2	3	4	5=(3-4)	6	7	8	9	10=([5-(-)]-7)-8-9]	11	12	13	14	15=(11+12+13+14)	16	17	18	19	20=(16+17+18+19)	21=(5-6)	22=(10-15)	23	24
Professional Services	50211000 00	-	13,500,000.00	13,500,000.00	13,500,000.00	-	-	-	13,500,000.00	12,924,304.38	-	-	-	12,924,304.38	2,139,399.20	-	-	-	2,139,399.20	-	575,695.62	10,784,905.18	-
Legal Services	50211010 00			-	-				-					-					-				
Consultancy Services	50211030 00		13,500,000.00	13,500,000.00	13,500,000.00				13,500,000.00	12,924,304.38				12,924,304.38	2,139,399.20				2,139,399.20		575,695.62	10,784,905.18	
Other Professional Services	50211990 00			-	-				-					-					-				
General Services	50212000 00	-	-	-	-	-	-	-	-	-	-	-	-	-	-	-	-	-	-	-	-	-	-
Janitorial Services	50212020 00			-	-				-					-					-				
Security Services	50212030 00			-	-				-					-					-				
Repairs and Maintenance	50213000 00	-	-	-	-	-	-	-	-	-	-	-	-	-	-	-	-	-	-	-	-	-	-
Other Land Improvements	50213020 99			-	-				-					-					-				
Buildings	50213040 01			-	-				-					-					-				
Office Equipment	50213050 02			-	-				-					-					-				
ICT Equipment	50213050 03			-	-				-					-					-				
Communication Equipment	50213050 07			-	-				-					-					-				
Disaster Response & Rescue Equipment	50213050 09			-	-				-					-					-				
Medical Equipment	50213050 11			-	-				-					-					-				
Other Machinery and Equipment	50213050 99			-	-				-					-					-				
Motor Vehicles	50213060 01			-	-				-					-					-				
Repairs and Maintenance - Furniture & Fixtures	50213070 00			-	-				-					-					-				
Other Property, Plant & Equipment	50213990 99			-	-				-					-					-				
Taxes, Insurance Premiums and Other Fees	50215000 00	-	-	-	-	-	-	-	-	-	-	-	-	-	-	-	-	-	-	-	-	-	-
Taxes, Duties and Licenses	50215010 01			-	-				-					-					-				
Fidelity Bond Premium	50215020 00			-	-				-					-					-				
Insurance Expenses	50215030 00			-	-				-					-					-				
Other Maintenance and Operating Expenses	50299000 00	-	-	-	-	-	-	-	-	-	-	-	-	-	-	-	-	-	-	-	-	-	-
Advertising Expenses	50299010 00			-	-				-					-					-				
Printing and Publication Expenses	50299020 00			-	-				-					-					-				
Representation Expenses	50299030 00			-	-				-					-					-				
Transportation and Delivery Expenses	50299040 00			-	-				-					-					-				
Rent/Lease Expenses	50299050 00			-	-				-					-					-				
Rents - Buildings and Structures	50299050 01			-	-				-					-					-				
Rents - Equipment	50299050 02			-	-				-					-					-				
Membership Dues and Contributions to Organizations	50299060 00			-	-				-					-					-				
Subscription Expenses	50299070 00			-	-				-					-					-				
Website Maintenance	50299990 01			-	-				-					-					-				
Other Maintenance & Operating Expenses	50299990 99			-	-				-					-					-				
Sub-Total, MOOE	50200000 00	-	13,500,000.00	13,500,000.00	13,500,000.00	-	-	-	13,500,000.00	12,924,304.38	-	-	-	12,924,304.38	2,139,399.20	-	-	-	2,139,399.20	-	575,695.62	10,784,905.18	-
CAPITAL OUTLAY																							
Buildings and Other Structures Outlay	50604040 00	-	-	-	-	-	-	-	-	-	-	-	-	-	-	-	-	-	-	-	-	-	-
Buildings	50604040 01			-	-				-					-					-				
Other Structures	50604040 99			-	-				-					-					-				
Machinery and Equipment Outlay	50604050 00	-	-	-	-	-	-	-	-	-	-	-	-	-	-	-	-	-	-	-	-	-	-
Office Equipment	50604050 02			-	-				-					-					-				
Information and Communication Technology Equipment	50604050 03			-	-				-					-					-				
Communication Equipment	50604050 07			-	-				-					-					-				
Disaster Response and Rescue Equipment	50604050 09			-	-				-					-					-				
Medical Equipment	50604050 11			-	-				-					-					-				
Other Machinery & Equipment	50604050 99			-	-				-					-					-				
Transportation Equipment Outlay	50604060 00	-	-	-	-	-	-	-	-	-	-	-	-	-	-	-	-	-	-	-	-	-	-
Motor Vehicles	50604060 01			-	-				-					-					-				
Furniture, Fixtures and Books Outlay	50604070 00	-	-	-	-	-	-	-	-	-	-	-	-	-	-	-	-	-	-	-	-	-	-
Furniture and Fixtures	50604070 01			-	-				-					-					-				
Books	50604070 02			-	-				-					-					-				
Other Property, Plant & Equipment Outlay	50604090 00	-	-	-	-	-	-	-	-	-	-	-	-	-	-	-	-	-	-	-	-	-	-
Other Property, Plant & Equipment	50604090 99			-	-				-					-					-				
Sub-Total, CO	50600000 00	-	-	-	-	-	-	-	-	-	-	-	-	-	-	-	-	-	-	-	-	-	-
TOTAL, NPGA-CVF-2		-	13,500,000.00	13,500,000.00	13,500,000.00	-	-	-	13,500,000.00	12,924,304.38	-	-	-	12,924,304.38	2,139,399.20	-	-	-	2,139,399.20	-	575,695.62	10,784,905.18	-

x	Current Year Appropriations
	Supplemental Appropriations
	Continuing Appropriations

**SUMMARY OF APPROPRIATIONS, ALLOTMENTS, OBLIGATIONS, DISBURSEMENTS AND BALANCES BY OBJECT OF EXPENDITURES**  
As of the Quarter Ending March 31, 2015

Department: Department of Finance  
Agency/Operating Unit: Office of the Secretary  
Organizational Code (UACS): 11 001 0000000  
Funding Source Code (as clustered): 104167 & 104163

x	Current Year Appropriations
	Supplemental Appropriations
	Continuing Appropriations

Particulars	UACS CODE	Appropriations			Allotments					Current Year Obligations					Current Year Disbursements					Balances			
		Authorized Appropriations	Adjustments (Transfer To/From, Realignment)	Adjusted Appropriations	Allotments Received	Adjustments (Withdrawal, Realignment)	Transfer To	Transfer From	Adjusted Total Allotments	1st Quarter ending March 31	2nd Quarter ending June 30	3rd Quarter ending Sept. 30	4th Quarter ending Dec. 31	Total	1st Quarter ending March 31	2nd Quarter ending June 30	3rd Quarter ending Sept. 30	4th Quarter ending Dec. 31	Total	Unreleased Appropriations	Unobligated Allotment	Unpaid Obligations (15-20)=(23+24)	
																						Due and Demandable	Not Yet Due and Demandable
1	2	3	4	5=(3+4)	6	7	8	9	10=(6+(-17)-8-9)	11	12	13	14	15=(11+12+13+14)	16	17	18	19	20=(16+17+18+19)	21=(5-6)	22=(10-15)	23	24
<b>Professional Services</b>	<b>50211000 00</b>	-	17,576,349.00	17,576,349.00	17,576,349.00	-	-	-	17,576,349.00	-	-	-	-	-	-	-	-	-	-	-	17,576,349.00	-	-
Legal Services	50211010 00			-	-				-					-					-		-		
Consultancy Services	50211030 00		17,576,349.00	17,576,349.00	17,576,349.00				17,576,349.00					-					-		17,576,349.00		
Other Professional Services	50211990 00			-	-				-					-					-		-		
<b>General Services</b>	<b>50212000 00</b>	-	-	-	-	-	-	-	-	-	-	-	-	-	-	-	-	-	-	-	-	-	-
Janitorial Services	50212020 00			-	-				-					-					-		-		
Security Services	50212030 00			-	-				-					-					-		-		
<b>Repairs and Maintenance</b>	<b>50213000 00</b>	-	-	-	-	-	-	-	-	-	-	-	-	-	-	-	-	-	-	-	-	-	-
Other Land Improvements	50213020 99			-	-				-					-					-		-		
Buildings	50213040 01			-	-				-					-					-		-		
Office Equipment	50213050 02			-	-				-					-					-		-		
ICT Equipment	50213050 03			-	-				-					-					-		-		
Communication Equipment	50213050 07			-	-				-					-					-		-		
Disaster Response & Rescue Equipment	50213050 09			-	-				-					-					-		-		
Medical Equipment	50213050 11			-	-				-					-					-		-		
Other Machinery and Equipment	50213050 99			-	-				-					-					-		-		
Motor Vehicles	50213060 01			-	-				-					-					-		-		
Repairs and Maintenance - Furniture & Fixtures	50213070 00			-	-				-					-					-		-		
Other Property, Plant & Equipment	50213990 99			-	-				-					-					-		-		
<b>Taxes, Insurance Premiums and Other Fees</b>	<b>50215000 00</b>	-	-	-	-	-	-	-	-	-	-	-	-	-	-	-	-	-	-	-	-	-	-
Taxes, Duties and Licenses	50215010 01			-	-				-					-					-		-		
Fidelity Bond Premium	50215020 00			-	-				-					-					-		-		
Insurance Expenses	50215030 00			-	-				-					-					-		-		
<b>Other Maintenance and Operating Expenses</b>	<b>50299000 00</b>	-	1,620,701.00	1,620,701.00	1,620,701.00	-	-	-	1,620,701.00	-	-	-	-	-	-	-	-	-	-	-	1,620,701.00	-	-
Advertising Expenses	50299010 00			-	-				-					-					-		-		
Printing and Publication Expenses	50299020 00			-	-				-					-					-		-		
Representation Expenses	50299030 00			-	-				-					-					-		-		
Transportation and Delivery Expenses	50299040 00			-	-				-					-					-		-		
Rent/Lease Expenses	50299050 00			-	-				-					-					-		-		
Rents - Buildings and Structures	50299050 01			-	-				-					-					-		-		
Rents - Equipment	50299050 02			-	-				-					-					-		-		
Membership Dues and Contributions to Organizations	50299060 00			-	-				-					-					-		-		
Subscription Expenses	50299070 00			-	-				-					-					-		-		
Website Maintenance	50299990 01		22,377.00	22,377.00	22,377.00				22,377.00					-					-		22,377.00		
Other Maintenance & Operating Expenses	50299990 99		1,598,324.00	1,598,324.00	1,598,324.00				1,598,324.00					-					-		1,598,324.00		
<b>Sub-Total, MOOE</b>	<b>50200000 00</b>	-	31,705,666.00	31,705,666.00	31,705,666.00	-	-	-	31,705,666.00	-	-	-	-	-	-	-	-	-	-	-	31,705,666.00	-	-
<b>CAPITAL OUTLAY</b>																							
<b>Buildings and Other Structures Outlay</b>	<b>50604040 00</b>	-	-	-	-	-	-	-	-	-	-	-	-	-	-	-	-	-	-	-	-	-	-
Buildings	50604040 01			-	-				-					-					-		-		
Other Structures	50604040 99			-	-				-					-					-		-		
<b>Machinery and Equipment Outlay</b>	<b>50604050 00</b>	-	-	-	-	-	-	-	-	-	-	-	-	-	-	-	-	-	-	-	-	-	-
Office Equipment	50604050 02			-	-				-					-					-		-		
Information and Communication Technology Equipment	50604050 03			-	-				-					-					-		-		
Communication Equipment	50604050 07			-	-				-					-					-		-		
Disaster Response and Rescue Equipment	50604050 09			-	-				-					-					-		-		
Medical Equipment	50604050 11			-	-				-					-					-		-		
Other Machinery & Equipment	50604050 99			-	-				-					-					-		-		
<b>Transportation Equipment Outlay</b>	<b>50604060 00</b>	-	-	-	-	-	-	-	-	-	-	-	-	-	-	-	-	-	-	-	-	-	-
Motor Vehicles	50604060 01			-	-				-					-					-		-		
<b>Furniture, Fixtures and Books Outlay</b>	<b>50604070 00</b>	-	-	-	-	-	-	-	-	-	-	-	-	-	-	-	-	-	-	-	-	-	-
Furniture and Fixtures	50604070 01			-	-				-					-					-		-		
Books	50604070 02			-	-				-					-					-		-		
<b>Other Property, Plant &amp; Equipment Outlay</b>	<b>50604090 00</b>	-	-	-	-	-	-	-	-	-	-	-	-	-	-	-	-	-	-	-	-	-	-
Other Property, Plant & Equipment	50604090 99			-	-				-					-					-		-		
<b>Sub-Total, CO</b>	<b>50600000 00</b>	-	-	-	-	-	-	-	-	-	-	-	-	-	-	-	-	-	-	-	-	-	-
<b>TOTAL, IBRD -EITI Project</b>		-	31,705,666.00	31,705,666.00	31,705,666.00	-	-	-	31,705,666.00	-	-	-	-	-	-	-	-	-	-	-	31,705,666.00	-	-





**SUMMARY OF APPROPRIATIONS, ALLOTMENTS, OBLIGATIONS, DISBURSEMENTS AND BALANCES BY OBJECT OF EXPENDITURES**  
As of the Quarter Ending March 31, 2015

FAR No. 1-A


Department: Department of Finance  
Agency/Operating Unit: Office of the Secretary  
Organizational Code (UACS): 11 001 0000000  
Funding Source Code (as clustered): 102101 & 102405

	Current Year Appropriations
	Supplemental Appropriations
x	Continuing Appropriations

Particulars	UACS CODE	Appropriations			Allotments					Current Year Obligations					Current Year Disbursements					Balances			
		Authorized Appropriations	Adjustments (Transfer To/From, Realignment)	Adjusted Appropriations	Allotments Received	Adjustments (Withdrawal, Realignment)	Transfer To	Transfer From	Adjusted Total Allotments	1st Quarter ending March 31	2nd Quarter ending June 30	3rd Quarter ending Sept. 30	4th Quarter ending Dec. 31	Total	1st Quarter ending March 31	2nd Quarter ending June 30	3rd Quarter ending Sept. 30	4th Quarter ending Dec. 31	Total	Unreleased Appropriations	Unobligated Allotment	Unpaid Obligations (15-20)=(23+24)	
																						Due and Demandable	Not Yet Due and Demandable
1	2	3	4	5=(3+4)	6	7	8	9	10=(5+(-)(7)+8+9)	11	12	13	14	15=(11+12+13+14)	16	17	18	19	20=(16+17+18+19)	21=(5-6)	22=(10-15)	23	24
RA 10633 FY 2014																							
A. AGENCY SPECIFIC BUDGET																							
Personnel Services			-	-	-	-	-	-	-	-	-	-	-	-	-	-	-	-	-	-	-	-	-
Maintenance & Other Operating Expenses		37,831,729.31	-	37,831,729.31	37,831,729.31	-	-	-	37,831,729.31	14,649.00	-	-	-	14,649.00	14,649.00	-	-	-	14,649.00	-	37,817,080.31	-	-
Capital Outlay		2,795,340.24	-	2,795,340.24	2,795,340.24	-	-	-	2,795,340.24	-	-	-	-	-	-	-	-	-	-	-	2,795,340.24	-	-
TOTAL		40,627,069.55	-	40,627,069.55	40,627,069.55	-	-	-	40,627,069.55	14,649.00	-	-	-	14,649.00	14,649.00	-	-	-	14,649.00	-	40,612,420.55	-	-
B. AUTOMATIC APPROPRIATIONS																							
Retirement & Life Insurance Premium			-	-	-	-	-	-	-	-	-	-	-	-	-	-	-	-	-	-	-	-	-
C. SPECIAL PURPOSE FUNDS																							
International Commitments Fund																							
- Maintenance & Other Operating Expenses		13,484,581.40	-	13,484,581.40	13,484,581.40	-	-	-	13,484,581.40	-	-	-	-	-	-	-	-	-	-	-	13,484,581.40	-	-
TOTAL		13,484,581.40	-	13,484,581.40	13,484,581.40	-	-	-	13,484,581.40	-	-	-	-	-	-	-	-	-	-	-	13,484,581.40	-	-
GRAND TOTAL		54,111,650.95	-	54,111,650.95	54,111,650.95	-	-	-	54,111,650.95	14,649.00	-	-	-	14,649.00	14,649.00	-	-	-	14,649.00	-	54,097,001.95	-	-

Certified Correct:  
  
MA. MUISA M. NOTARIO  
Chief Administrative Officer, Budget Division  
Date: 

Certified Correct:  
  
LOLITA R. VERDADERO  
Chief Accountant  
Date: 

Recommending Approval:  
  
MA. LOURDES B. RECENTE  
Director IV, Central Financial Management Office  
Date:

Approved by:  
  
MA. LOURDES B. RECENTE  
Assistant Secretary and Chief of Staff  
Date:

SUMMARY OF APPROPRIATIONS, ALLOTMENTS, OBLIGATIONS, DISBURSEMENTS AND BALANCES BY OBJECT OF EXPENDITURES  
As of the Quarter Ending March 31, 2015

Department: Department of Finance  
Agency/Operating Unit: Office of the Secretary  
Organizational Code (UACS): 11 001 0000000  
Funding Source Code (as clustered): 102101 & 102405

	Current Year Appropriations
	Supplemental Appropriations
x	Continuing Appropriations

Particulars	UACS CODE	Appropriations			Allotments					Current Year Obligations					Current Year Disbursements					Balances			
		Authorized Appropriations	Adjustments (Transfer To/From, Realignment)	Adjusted Appropriations	Allotments Received	Adjustments (Withdrawal, Realignment)	Transfer To	Transfer From	Adjusted Total Allotments	1st Quarter ending March 31	2nd Quarter ending June 30	3rd Quarter ending Sept. 30	4th Quarter ending Dec. 31	Total	1st Quarter ending March 31	2nd Quarter ending June 30	3rd Quarter ending Sept. 30	4th Quarter ending Dec. 31	Total	Unreleased Appropriations	Unobligated Allotment	Unpaid Obligations (15-20)÷(23+24)	
																						Due and Demandable	Not Yet Due and Demandable
1	2	3	4	5=(3+4)	6	7	8	9	10=[6+(-17)+8+9]	11	12	13	14	15=(11+12+13+14)	16	17	18	19	20=(16+17+18+19)	21=(5-6)	22=(10-15)	23	24
<b>GRAND TOTAL</b>																							
<b>PERSONNEL SERVICES</b>																							
Salaries and Wages	50101000 00	-	-	-	-	-	-	-	-	-	-	-	-	-	-	-	-	-	-	-	-	-	-
Basic Salary - Civilian	50101010 01	-	-	-	-	-	-	-	-	-	-	-	-	-	-	-	-	-	-	-	-	-	-
Salaries and Wages - Casual/Contractual	50101020 00	-	-	-	-	-	-	-	-	-	-	-	-	-	-	-	-	-	-	-	-	-	-
Other Compensation	50102000 00	-	-	-	-	-	-	-	-	-	-	-	-	-	-	-	-	-	-	-	-	-	-
PERA - Civilian	50102010 01	-	-	-	-	-	-	-	-	-	-	-	-	-	-	-	-	-	-	-	-	-	-
Representation Allowance	50102020 00	-	-	-	-	-	-	-	-	-	-	-	-	-	-	-	-	-	-	-	-	-	-
Transportation Allowance	50102030 01	-	-	-	-	-	-	-	-	-	-	-	-	-	-	-	-	-	-	-	-	-	-
Clothing/Uniform Allowance - Civilian	50102040 01	-	-	-	-	-	-	-	-	-	-	-	-	-	-	-	-	-	-	-	-	-	-
Subsistence Allowance	50102050 03	-	-	-	-	-	-	-	-	-	-	-	-	-	-	-	-	-	-	-	-	-	-
Laundry Allowance	50102060 04	-	-	-	-	-	-	-	-	-	-	-	-	-	-	-	-	-	-	-	-	-	-
Productivity Incentive Allowance - Civilian	50102080 01	-	-	-	-	-	-	-	-	-	-	-	-	-	-	-	-	-	-	-	-	-	-
Honoraria - Civilian	50102100 01	-	-	-	-	-	-	-	-	-	-	-	-	-	-	-	-	-	-	-	-	-	-
Hazard Pay	50102110 01	-	-	-	-	-	-	-	-	-	-	-	-	-	-	-	-	-	-	-	-	-	-
Longevity Pay - Civilian	50102120 01	-	-	-	-	-	-	-	-	-	-	-	-	-	-	-	-	-	-	-	-	-	-
Overtime Pay	50102130 01	-	-	-	-	-	-	-	-	-	-	-	-	-	-	-	-	-	-	-	-	-	-
Bonus - Civilian	50102140 01	-	-	-	-	-	-	-	-	-	-	-	-	-	-	-	-	-	-	-	-	-	-
Cash Gift - Civilian	50102150 01	-	-	-	-	-	-	-	-	-	-	-	-	-	-	-	-	-	-	-	-	-	-
Other Bonuses and Allowances	50102990 00	-	-	-	-	-	-	-	-	-	-	-	-	-	-	-	-	-	-	-	-	-	-
Collective Negotiation Agreement Incentive - Civilian	50102990 11	-	-	-	-	-	-	-	-	-	-	-	-	-	-	-	-	-	-	-	-	-	-
Productivity Enhancement Incentive - Civilian	50102990 12	-	-	-	-	-	-	-	-	-	-	-	-	-	-	-	-	-	-	-	-	-	-
Performance Based Bonus - Civilian	50102990 14	-	-	-	-	-	-	-	-	-	-	-	-	-	-	-	-	-	-	-	-	-	-
Personnel Benefit Contributions	50103000 00	-	-	-	-	-	-	-	-	-	-	-	-	-	-	-	-	-	-	-	-	-	-
Retirement and Life Insurance Premiums	50103010 00	-	-	-	-	-	-	-	-	-	-	-	-	-	-	-	-	-	-	-	-	-	-
Pag-IBIG - Civilian	50103020 01	-	-	-	-	-	-	-	-	-	-	-	-	-	-	-	-	-	-	-	-	-	-
PhilHealth - Civilian	50103030 01	-	-	-	-	-	-	-	-	-	-	-	-	-	-	-	-	-	-	-	-	-	-
ECIP - Civilian	50103040 01	-	-	-	-	-	-	-	-	-	-	-	-	-	-	-	-	-	-	-	-	-	-
Other Personnel Benefits	50104000 00	-	-	-	-	-	-	-	-	-	-	-	-	-	-	-	-	-	-	-	-	-	-
Retirement Gratuity - Civilian	50104020 01	-	-	-	-	-	-	-	-	-	-	-	-	-	-	-	-	-	-	-	-	-	-
Terminal Leave Benefits - Civilian	50104030 01	-	-	-	-	-	-	-	-	-	-	-	-	-	-	-	-	-	-	-	-	-	-
Lump-sum for Step Increments - Length of Service	50104990 10	-	-	-	-	-	-	-	-	-	-	-	-	-	-	-	-	-	-	-	-	-	-
Other Personnel Benefits	50104990 99	-	-	-	-	-	-	-	-	-	-	-	-	-	-	-	-	-	-	-	-	-	-
<b>Sub-Total, PS</b>	<b>50100000 00</b>	<b>-</b>	<b>-</b>	<b>-</b>	<b>-</b>	<b>-</b>	<b>-</b>	<b>-</b>	<b>-</b>	<b>-</b>	<b>-</b>	<b>-</b>	<b>-</b>	<b>-</b>	<b>-</b>	<b>-</b>	<b>-</b>	<b>-</b>	<b>-</b>	<b>-</b>	<b>-</b>	<b>-</b>	<b>-</b>
<b>MAINTENANCE AND OTHER OPERATING EXPENSES</b>																							
Traveling Expenses	50201000 00	1,485,661.53	-	1,485,661.53	1,485,661.53	1,599.00	-	-	1,487,260.53	1,599.00	-	-	-	1,599.00	1,599.00	-	-	-	1,599.00	-	1,485,661.53	-	-
Traveling Expenses - Local	50201010 00	1,485,661.53	-	1,485,661.53	1,485,661.53	1,599.00	-	-	1,487,260.53	1,599.00	-	-	-	1,599.00	1,599.00	-	-	-	1,599.00	-	1,485,661.53	-	-
Traveling Expenses - Foreign	50201020 00	-	-	-	-	-	-	-	-	-	-	-	-	-	-	-	-	-	-	-	-	-	-
Training Expenses	50202010 00	998,613.68	-	998,613.68	998,613.68	13,050.00	-	-	1,011,663.68	13,050.00	-	-	-	13,050.00	13,050.00	-	-	-	13,050.00	-	998,613.68	-	-
Supplies and Materials Expenses	50203000 00	3,657,571.95	-	3,657,571.95	3,657,571.95	-	-	-	3,657,571.95	-	-	-	-	-	-	-	-	-	-	-	3,657,571.95	-	-
Office Supplies Expenses	50203010 00	1,114,493.37	-	1,114,493.37	1,114,493.37	-	-	-	1,114,493.37	-	-	-	-	-	-	-	-	-	-	-	1,114,493.37	-	-
Accountable Forms Expenses	50203020 00	-	-	-	-	-	-	-	-	-	-	-	-	-	-	-	-	-	-	-	-	-	-
Drugs and Medicines Expenses	50203070 00	-	-	-	-	-	-	-	-	-	-	-	-	-	-	-	-	-	-	-	-	-	-
Medical, Dental and Laboratory Supplies Expenses	50203080 00	-	-	-	-	-	-	-	-	-	-	-	-	-	-	-	-	-	-	-	-	-	-
Fuel, Oil and Lubricants Expenses	50203090 00	147,423.93	-	147,423.93	147,423.93	-	-	-	147,423.93	-	-	-	-	-	-	-	-	-	-	-	147,423.93	-	-
Other Supplies & Materials Expenses	50203990 00	2,395,654.65	-	2,395,654.65	2,395,654.65	-	-	-	2,395,654.65	-	-	-	-	-	-	-	-	-	-	-	2,395,654.65	-	-
Utility Expenses	50204000 00	2,135,838.10	-	2,135,838.10	2,135,838.10	-	-	-	2,135,838.10	-	-	-	-	-	-	-	-	-	-	-	2,135,838.10	-	-
Water Expenses	50204010 00	770,640.43	-	770,640.43	770,640.43	-	-	-	770,640.43	-	-	-	-	-	-	-	-	-	-	-	770,640.43	-	-
Electricity Expenses	50204020 00	1,365,197.67	-	1,365,197.67	1,365,197.67	-	-	-	1,365,197.67	-	-	-	-	-	-	-	-	-	-	-	1,365,197.67	-	-
Communication Expenses	50205000 00	1,435,234.20	-	1,435,234.20	1,435,234.20	-	-	-	1,435,234.20	-	-	-	-	-	-	-	-	-	-	-	1,435,234.20	-	-
Postage and Courier Services	50205010 00	218,134.00	-	218,134.00	218,134.00	-	-	-	218,134.00	-	-	-	-	-	-	-	-	-	-	-	218,134.00	-	-
Mobile	50205020 01	687,898.36	-	687,898.36	687,898.36	-	-	-	687,898.36	-	-	-	-	-	-	-	-	-	-	-	687,898.36	-	-
Landline	50205020 02	529,201.84	-	529,201.84	529,201.84	-	-	-	529,201.84	-	-	-	-	-	-	-	-	-	-	-	529,201.84	-	-
Internet Subscription Expenses	50205030 00	-	-	-	-	-	-	-	-	-	-	-	-	-	-	-	-	-	-	-	-	-	-
Survey Expenses	50207010 00	158,000.00	-	158,000.00	158,000.00	-	-	-	158,000.00	-	-	-	-	-	-	-	-	-	-	-	158,000.00	-	-
Confidential, Intelligence and Extraordinary Expenses	50210000 00	1,908,615.54	-	1,908,615.54	1,908,615.54	-	-	-	1,908,615.54	-	-	-	-	-	-	-	-	-	-	-	1,908,615.54	-	-
Confidential Expenses	50210010 00	1,000,000.00	-	1,000,000.00	1,000,000.00	-	-	-	1,000,000.00	-	-	-	-	-	-	-	-	-	-	-	1,000,000.00	-	-
Extraordinary & Miscellaneous Expenses	50210030 00	908,615.54	-	908,615.54	908,615.54	-	-	-	908,615.54	-	-	-	-	-	-	-	-	-	-	-	908,615.54	-	-

**SUMMARY OF APPROPRIATIONS, ALLOTMENTS, OBLIGATIONS, DISBURSEMENTS AND BALANCES BY OBJECT OF EXPENDITURES**  
As of the Quarter Ending March 31, 2015

FAR No. 1-A

Department: Department of Finance  
Agency/Operating Unit: Office of the Secretary  
Organizational Code (UACS): 11 001 0000000  
Funding Source Code (as clustered): 102101 & 102405

	Current Year Appropriations
	Supplemental Appropriations
x	Continuing Appropriations

Particulars	UACS CODE	Appropriations			Allotments					Current Year Obligations					Current Year Disbursements					Balances			
		Authorized Appropriations	Adjustments (Transfer To/From, Realignment)	Adjusted Appropriations	Allotments Received	Adjustments (Withdrawal, Realignment)	Transfer To	Transfer From	Adjusted Total Allotments	1st Quarter ending March 31	2nd Quarter ending June 30	3rd Quarter ending Sept. 30	4th Quarter ending Dec. 31	Total	1st Quarter ending March 31	2nd Quarter ending June 30	3rd Quarter ending Sept. 30	4th Quarter ending Dec. 31	Total	Unreleased Appropriations	Unobligated Allotment	Unpaid Obligations (15-20)=(23+24)	
																						Due and Demandable	Not Yet Due and Demandable
1	2	3	4	5=(3+4)	6	7	8	9	10=(8+9)	11	12	13	14	15=(11+12+13+14)	16	17	18	19	20=(16+17+18+19)	21=(5-6)	22=(10-15)	23	24
Professional Services	50211000 00	3,230,439.60	-	3,230,439.60	3,230,439.60	-	-	-	3,230,439.60	-	-	-	-	-	-	-	-	-	-	-	3,230,439.60	-	-
Legal Services	50211010 00	61,900.00	-	61,900.00	61,900.00	-	-	-	61,900.00	-	-	-	-	-	-	-	-	-	-	-	61,900.00	-	-
Consultancy Services	50211030 00	1,205,422.47	-	1,205,422.47	1,205,422.47	-	-	-	1,205,422.47	-	-	-	-	-	-	-	-	-	-	-	1,205,422.47	-	-
Other Professional Services	50211990 00	1,963,117.13	-	1,963,117.13	1,963,117.13	-	-	-	1,963,117.13	-	-	-	-	-	-	-	-	-	-	-	1,963,117.13	-	-
General Services	50212000 00	380,955.69	-	380,955.69	380,955.69	-	-	-	380,955.69	-	-	-	-	-	-	-	-	-	-	-	380,955.69	-	-
Janitorial Services	50212020 00	157,276.73	-	157,276.73	157,276.73	-	-	-	157,276.73	-	-	-	-	-	-	-	-	-	-	-	157,276.73	-	-
Security Services	50212030 00	223,678.96	-	223,678.96	223,678.96	-	-	-	223,678.96	-	-	-	-	-	-	-	-	-	-	-	223,678.96	-	-
Repairs and Maintenance	50213000 00	3,112,358.12	-	3,112,358.12	3,112,358.12	(14,649.00)	-	-	3,097,709.12	-	-	-	-	-	-	-	-	-	-	-	3,097,709.12	-	-
Other Land Improvements	50213020 99	-	-	-	-	-	-	-	-	-	-	-	-	-	-	-	-	-	-	-	-	-	-
Buildings	50213040 01	795,925.82	-	795,925.82	795,925.82	-	-	-	795,925.82	-	-	-	-	-	-	-	-	-	-	-	795,925.82	-	-
Office Equipment	50213050 02	267,100.00	-	267,100.00	267,100.00	-	-	-	267,100.00	-	-	-	-	-	-	-	-	-	-	-	267,100.00	-	-
ICT Equipment	50213050 03	1,015,438.96	-	1,015,438.96	1,015,438.96	(14,649.00)	-	-	1,000,789.96	-	-	-	-	-	-	-	-	-	-	-	1,000,789.96	-	-
Communication Equipment	50213050 07	190,000.00	-	190,000.00	190,000.00	-	-	-	190,000.00	-	-	-	-	-	-	-	-	-	-	-	190,000.00	-	-
Disaster Response & Rescue Equipment	50213050 09	25,550.00	-	25,550.00	25,550.00	-	-	-	25,550.00	-	-	-	-	-	-	-	-	-	-	-	25,550.00	-	-
Medical Equipment	50213050 11	50,000.00	-	50,000.00	50,000.00	-	-	-	50,000.00	-	-	-	-	-	-	-	-	-	-	-	50,000.00	-	-
Other Machinery and Equipment	50213050 99	111,437.04	-	111,437.04	111,437.04	-	-	-	111,437.04	-	-	-	-	-	-	-	-	-	-	-	111,437.04	-	-
Motor Vehicles	50213060 01	360,203.60	-	360,203.60	360,203.60	-	-	-	360,203.60	-	-	-	-	-	-	-	-	-	-	-	360,203.60	-	-
Repairs and Maintenance - Furniture & Fixtures	50213070 00	231,702.70	-	231,702.70	231,702.70	-	-	-	231,702.70	-	-	-	-	-	-	-	-	-	-	-	231,702.70	-	-
Other Property, Plant & Equipment	50213990 99	65,000.00	-	65,000.00	65,000.00	-	-	-	65,000.00	-	-	-	-	-	-	-	-	-	-	-	65,000.00	-	-
Taxes, Insurance Premiums and Other Fees	50215000 00	16,691,981.34	-	16,691,981.34	16,691,981.34	-	-	-	16,691,981.34	-	-	-	-	-	-	-	-	-	-	-	16,691,981.34	-	-
Taxes, Duties and Licenses	50215010 01	16,691,981.34	-	16,691,981.34	16,691,981.34	-	-	-	16,691,981.34	-	-	-	-	-	-	-	-	-	-	-	16,691,981.34	-	-
Fidelity Bond Premium	50215020 00	-	-	-	-	-	-	-	-	-	-	-	-	-	-	-	-	-	-	-	-	-	-
Insurance Expenses	50215030 00	-	-	-	-	-	-	-	-	-	-	-	-	-	-	-	-	-	-	-	-	-	-
Other Maintenance and Operating Expenses	50299000 00	16,121,040.96	-	16,121,040.96	16,121,040.96	-	-	-	16,121,040.96	-	-	-	-	-	-	-	-	-	-	-	16,121,040.96	-	-
Advertising Expenses	50299010 00	-	-	-	-	-	-	-	-	-	-	-	-	-	-	-	-	-	-	-	-	-	-
Printing and Publication Expenses	50299020 00	944,800.00	-	944,800.00	944,800.00	-	-	-	944,800.00	-	-	-	-	-	-	-	-	-	-	-	944,800.00	-	-
Representation Expenses	50299030 00	1,333,690.38	-	1,333,690.38	1,333,690.38	-	-	-	1,333,690.38	-	-	-	-	-	-	-	-	-	-	-	1,333,690.38	-	-
Transportation and Delivery Expenses	50299040 00	65,000.00	-	65,000.00	65,000.00	-	-	-	65,000.00	-	-	-	-	-	-	-	-	-	-	-	65,000.00	-	-
Rent/Lease Expenses	50299050 00	5,148,000.00	-	5,148,000.00	5,148,000.00	-	-	-	5,148,000.00	-	-	-	-	-	-	-	-	-	-	-	5,148,000.00	-	-
Rents - Buildings and Structures	50299050 01	-	-	-	-	-	-	-	-	-	-	-	-	-	-	-	-	-	-	-	-	-	-
Rents - Equipment	50299050 00	-	-	-	-	-	-	-	-	-	-	-	-	-	-	-	-	-	-	-	-	-	-
Membership Dues and Contributions to Organizations	50299060 00	764,000.00	-	764,000.00	764,000.00	-	-	-	764,000.00	-	-	-	-	-	-	-	-	-	-	-	764,000.00	-	-
Subscription Expenses	50299070 00	878,010.68	-	878,010.68	878,010.68	-	-	-	878,010.68	-	-	-	-	-	-	-	-	-	-	-	878,010.68	-	-
Website Maintenance	50299990 01	-	-	-	-	-	-	-	-	-	-	-	-	-	-	-	-	-	-	-	-	-	-
Other Maintenance & Operating Expenses	50299990 99	6,987,539.90	-	6,987,539.90	6,987,539.90	-	-	-	6,987,539.90	-	-	-	-	-	-	-	-	-	-	-	6,987,539.90	-	-
Sub-Total, MOOE	50200000 00	51,316,310.71	-	51,316,310.71	51,316,310.71	-	-	-	51,316,310.71	14,649.00	-	-	-	14,649.00	14,649.00	-	-	-	14,649.00	-	51,301,661.71	-	-
CAPITAL OUTLAY																							
Buildings and Other Structures Outlay	50604040 00	-	-	-	-	-	-	-	-	-	-	-	-	-	-	-	-	-	-	-	-	-	-
Buildings	50604040 01	-	-	-	-	-	-	-	-	-	-	-	-	-	-	-	-	-	-	-	-	-	-
Other Structures	50604040 99	-	-	-	-	-	-	-	-	-	-	-	-	-	-	-	-	-	-	-	-	-	-
Machinery and Equipment Outlay	50604050 00	-	-	-	-	-	-	-	-	-	-	-	-	-	-	-	-	-	-	-	-	-	-
Office Equipment	50604050 02	-	-	-	-	-	-	-	-	-	-	-	-	-	-	-	-	-	-	-	-	-	-
Information and Communication Technology Equipment	50604050 03	-	-	-	-	-	-	-	-	-	-	-	-	-	-	-	-	-	-	-	-	-	-
Communication Equipment	50604050 07	-	-	-	-	-	-	-	-	-	-	-	-	-	-	-	-	-	-	-	-	-	-
Disaster Response and Rescue Equipment	50604050 09	-	-	-	-	-	-	-	-	-	-	-	-	-	-	-	-	-	-	-	-	-	-
Medical Equipment	50604050 11	-	-	-	-	-	-	-	-	-	-	-	-	-	-	-	-	-	-	-	-	-	-
Other Machinery & Equipment	50604050 99	-	-	-	-	-	-	-	-	-	-	-	-	-	-	-	-	-	-	-	-	-	-
Transportation Equipment Outlay	50604060 00	2,253,500.00	-	2,253,500.00	2,253,500.00	-	-	-	2,253,500.00	-	-	-	-	-	-	-	-	-	-	-	2,253,500.00	-	-
Motor Vehicles	50604060 01	2,253,500.00	-	2,253,500.00	2,253,500.00	-	-	-	2,253,500.00	-	-	-	-	-	-	-	-	-	-	-	2,253,500.00	-	-
Furniture, Fixtures and Books Outlay	50604070 00	541,840.24	-	541,840.24	541,840.24	-	-	-	541,840.24	-	-	-	-	-	-	-	-	-	-	-	541,840.24	-	-
Furniture and Fixtures	50604070 01	244,499.24	-	244,499.24	244,499.24	-	-	-	244,499.24	-	-	-	-	-	-	-	-	-	-	-	244,499.24	-	-
Books	50604070 02	297,341.00	-	297,341.00	297,341.00	-	-	-	297,341.00	-	-	-	-	-	-	-	-	-	-	-	297,341.00	-	-
Other Property, Plant & Equipment Outlay	50604090 00	-	-	-	-	-	-	-	-	-	-	-	-	-	-	-	-	-	-	-	-	-	-
Other Property, Plant & Equipment	50604090 99	-	-	-	-	-	-	-	-	-	-	-	-	-	-	-	-	-	-	-	-	-	-
Sub-Total, CO	50600000 00	2,795,340.24	-	2,795,340.24	2,795,340.24	-	-	-	2,795,340.24	-	-	-	-	-	-	-	-	-	-	-	2,795,340.24	-	-
GRAND TOTAL		54,111,650.95	-	54,111,650.95	54,111,650.95	-	-	-	54,111,650.95	14,649.00	-	-	-	14,649.00	14,649.00	-	-	-	14,649.00	-	54,097,001.95	-	-



SUMMARY OF APPROPRIATIONS, ALLOTMENTS, OBLIGATIONS, DISBURSEMENTS AND BALANCES BY OBJECT OF EXPENDITURES  
As of the Quarter Ending March 31, 2015

FAR No. 1-A

Department: Department of Finance  
Agency/Operating Unit: Office of the Secretary  
Organizational Code (UACS): 11 001 0000000  
Funding Source Code (as clustered): 102101 & 102405

	Current Year Appropriations
	Supplemental Appropriations
x	Continuing Appropriations

Particulars	UACS CODE	Appropriations			Allotments					Current Year Obligations					Current Year Disbursements					Balances			
		Authorized Appropriations	Adjustments (Transfer To/From, Realignment)	Adjusted Appropriations	Allotments Received	Adjustments (Withdrawal, Realignment)	Transfer To	Transfer From	Adjusted Total Allotments	1st Quarter ending March 31	2nd Quarter ending June 30	3rd Quarter ending Sept. 30	4th Quarter ending Dec. 31	Total	1st Quarter ending March 31	2nd Quarter ending June 30	3rd Quarter ending Sept. 30	4th Quarter ending Dec. 31	Total	Unreleased Appropriations	Unobligated Allotment	Unpaid Obligations (15-20)-(23+24)	
		3	4	5=(3+4)	6	7	8	9	10=(6+(-17)-8+9)	11	12	13	14	15=(11+12+13+14)	16	17	18	19	20=(16+17+18+19)	21=(5-6)	22=(10-15)	23	24
<b>A. AGENCY SPECIFIC BUDGET</b>																							
<b>PERSONNEL SERVICES</b>																							
Salaries and Wages	50101000 00	-	-	-	-	-	-	-	-	-	-	-	-	-	-	-	-	-	-	-	-	-	-
Basic Salary - Civilian	50101010 01	-	-	-	-	-	-	-	-	-	-	-	-	-	-	-	-	-	-	-	-	-	-
Salaries and Wages - Casual/Contractual	50101020 00	-	-	-	-	-	-	-	-	-	-	-	-	-	-	-	-	-	-	-	-	-	-
Other Compensation	50102000 00	-	-	-	-	-	-	-	-	-	-	-	-	-	-	-	-	-	-	-	-	-	-
PERA - Civilian	50102010 01	-	-	-	-	-	-	-	-	-	-	-	-	-	-	-	-	-	-	-	-	-	-
Representation Allowance	50102020 00	-	-	-	-	-	-	-	-	-	-	-	-	-	-	-	-	-	-	-	-	-	-
Transportation Allowance	50102030 01	-	-	-	-	-	-	-	-	-	-	-	-	-	-	-	-	-	-	-	-	-	-
Clothing/Uniform Allowance - Civilian	50102040 01	-	-	-	-	-	-	-	-	-	-	-	-	-	-	-	-	-	-	-	-	-	-
Subsistence Allowance	50102050 03	-	-	-	-	-	-	-	-	-	-	-	-	-	-	-	-	-	-	-	-	-	-
Laundry Allowance	50102060 04	-	-	-	-	-	-	-	-	-	-	-	-	-	-	-	-	-	-	-	-	-	-
Productivity Incentive Allowance - Civilian	50102080 01	-	-	-	-	-	-	-	-	-	-	-	-	-	-	-	-	-	-	-	-	-	-
Honoraria - Civilian	50102100 01	-	-	-	-	-	-	-	-	-	-	-	-	-	-	-	-	-	-	-	-	-	-
Hazard Pay	50102110 01	-	-	-	-	-	-	-	-	-	-	-	-	-	-	-	-	-	-	-	-	-	-
Longevity Pay - Civilian	50102120 01	-	-	-	-	-	-	-	-	-	-	-	-	-	-	-	-	-	-	-	-	-	-
Overtime Pay	50102130 01	-	-	-	-	-	-	-	-	-	-	-	-	-	-	-	-	-	-	-	-	-	-
Bonus - Civilian	50102140 01	-	-	-	-	-	-	-	-	-	-	-	-	-	-	-	-	-	-	-	-	-	-
Cash Gift - Civilian	50102150 01	-	-	-	-	-	-	-	-	-	-	-	-	-	-	-	-	-	-	-	-	-	-
Other Bonuses and Allowances	50102990 00	-	-	-	-	-	-	-	-	-	-	-	-	-	-	-	-	-	-	-	-	-	-
Collective Negotiation Agreement Incentive - Civilian	50102990 11	-	-	-	-	-	-	-	-	-	-	-	-	-	-	-	-	-	-	-	-	-	-
Productivity Enhancement Incentive - Civilian	50102990 12	-	-	-	-	-	-	-	-	-	-	-	-	-	-	-	-	-	-	-	-	-	-
Performance Based Bonus - Civilian	50102990 14	-	-	-	-	-	-	-	-	-	-	-	-	-	-	-	-	-	-	-	-	-	-
Personnel Benefit Contributions	50103000 00	-	-	-	-	-	-	-	-	-	-	-	-	-	-	-	-	-	-	-	-	-	-
Retirement and Life Insurance Premiums	50103010 00	-	-	-	-	-	-	-	-	-	-	-	-	-	-	-	-	-	-	-	-	-	-
Pag-IBIG - Civilian	50103020 01	-	-	-	-	-	-	-	-	-	-	-	-	-	-	-	-	-	-	-	-	-	-
PhilHealth - Civilian	50103030 01	-	-	-	-	-	-	-	-	-	-	-	-	-	-	-	-	-	-	-	-	-	-
ECIP - Civilian	50103040 01	-	-	-	-	-	-	-	-	-	-	-	-	-	-	-	-	-	-	-	-	-	-
Other Personnel Benefits	50104000 00	-	-	-	-	-	-	-	-	-	-	-	-	-	-	-	-	-	-	-	-	-	-
Retirement Gratuity - Civilian	50104020 01	-	-	-	-	-	-	-	-	-	-	-	-	-	-	-	-	-	-	-	-	-	-
Terminal Leave Benefits - Civilian	50104030 01	-	-	-	-	-	-	-	-	-	-	-	-	-	-	-	-	-	-	-	-	-	-
Lump-sum for Step Increments - Length of Service	50104990 10	-	-	-	-	-	-	-	-	-	-	-	-	-	-	-	-	-	-	-	-	-	-
Other Personnel Benefits	50104990 99	-	-	-	-	-	-	-	-	-	-	-	-	-	-	-	-	-	-	-	-	-	-
<b>Sub-Total, PS</b>	<b>50100000 00</b>	-	-	-	-	-	-	-	-	-	-	-	-	-	-	-	-	-	-	-	-	-	-
<b>MAINTENANCE AND OTHER OPERATING EXPENSES</b>																							
Traveling Expenses	50201000 00	-	-	-	-	1,599.00	-	-	1,599.00	1,599.00	-	-	-	1,599.00	1,599.00	-	-	-	1,599.00	-	-	-	-
Traveling Expenses - Local	50201010 00	-	-	-	-	1,599.00	-	-	1,599.00	1,599.00	-	-	-	1,599.00	1,599.00	-	-	-	1,599.00	-	-	-	-
Traveling Expenses - Foreign	50201020 00	-	-	-	-	-	-	-	-	-	-	-	-	-	-	-	-	-	-	-	-	-	-
Training Expenses	50202010 00	998,613.68	-	998,613.68	998,613.68	13,050.00	-	-	1,011,663.68	13,050.00	-	-	-	13,050.00	13,050.00	-	-	-	13,050.00	-	998,613.68	-	-
Supplies and Materials Expenses	50203000 00	1,266,917.30	-	1,266,917.30	1,266,917.30	-	-	-	1,266,917.30	-	-	-	-	-	-	-	-	-	-	-	1,266,917.30	-	-
Office Supplies Expenses	50203010 00	1,114,493.37	-	1,114,493.37	1,114,493.37	-	-	-	1,114,493.37	-	-	-	-	-	-	-	-	-	-	-	1,114,493.37	-	-
Accountable Forms Expenses	50203020 00	-	-	-	-	-	-	-	-	-	-	-	-	-	-	-	-	-	-	-	-	-	-
Drugs and Medicines Expenses	50203070 00	-	-	-	-	-	-	-	-	-	-	-	-	-	-	-	-	-	-	-	-	-	-
Medical, Dental and Laboratory Supplies Expenses	50203080 00	-	-	-	-	-	-	-	-	-	-	-	-	-	-	-	-	-	-	-	-	-	-
Fuel, Oil and Lubricants Expenses	50203090 00	147,423.93	-	147,423.93	147,423.93	-	-	-	147,423.93	-	-	-	-	-	-	-	-	-	-	-	147,423.93	-	-
Other Supplies & Materials Expenses	50203990 00	5,000.00	-	5,000.00	5,000.00	-	-	-	5,000.00	-	-	-	-	-	-	-	-	-	-	-	5,000.00	-	-
Utility Expenses	50204000 00	2,135,838.10	-	2,135,838.10	2,135,838.10	-	-	-	2,135,838.10	-	-	-	-	-	-	-	-	-	-	-	2,135,838.10	-	-
Water Expenses	50204010 00	770,640.43	-	770,640.43	770,640.43	-	-	-	770,640.43	-	-	-	-	-	-	-	-	-	-	-	770,640.43	-	-
Electricity Expenses	50204020 00	1,365,197.67	-	1,365,197.67	1,365,197.67	-	-	-	1,365,197.67	-	-	-	-	-	-	-	-	-	-	-	1,365,197.67	-	-
Communication Expenses	50205000 00	1,294,552.76	-	1,294,552.76	1,294,552.76	-	-	-	1,294,552.76	-	-	-	-	-	-	-	-	-	-	-	1,294,552.76	-	-
Postage and Courier Services	50205010 00	218,134.00	-	218,134.00	218,134.00	-	-	-	218,134.00	-	-	-	-	-	-	-	-	-	-	-	218,134.00	-	-
Mobile	50205020 01	547,216.92	-	547,216.92	547,216.92	-	-	-	547,216.92	-	-	-	-	-	-	-	-	-	-	-	547,216.92	-	-
Landline	50205020 02	529,201.84	-	529,201.84	529,201.84	-	-	-	529,201.84	-	-	-	-	-	-	-	-	-	-	-	529,201.84	-	-
Internet Subscription Expenses	50205030 00	-	-	-	-	-	-	-	-	-	-	-	-	-	-	-	-	-	-	-	-	-	-
Survey Expenses	50207010 00	158,000.00	-	158,000.00	158,000.00	-	-	-	158,000.00	-	-	-	-	-	-	-	-	-	-	-	158,000.00	-	-
Confidential, Intelligence and Extraordinary Expenses	50210000 00	1,908,615.54	-	1,908,615.54	1,908,615.54	-	-	-	1,908,615.54	-	-	-	-	-	-	-	-	-	-	-	1,908,615.54	-	-
Confidential Expenses	50210010 00	1,000,000.00	-	1,000,000.00	1,000,000.00	-	-	-	1,000,000.00	-	-	-	-	-	-	-	-	-	-	-	1,000,000.00	-	-
Extraordinary & Miscellaneous Expenses	50210030 00	908,615.54	-	908,615.54	908,615.54	-	-	-	908,615.54	-	-	-	-	-	-	-	-	-	-	-	908,615.54	-	-

SUMMARY OF APPROPRIATIONS, ALLOTMENTS, OBLIGATIONS, DISBURSEMENTS AND BALANCES BY OBJECT OF EXPENDITURES  
As of the Quarter Ending March 31, 2015

Department: Department of Finance  
Agency/Operating Unit: Office of the Secretary  
Organizational Code (UACS): 11 001 0000000  
Funding Source Code (as clustered): 102101 & 102405

	Current Year Appropriations
	Supplemental Appropriations
x	Continuing Appropriations

Particulars	UACS CODE	Appropriations			Allotments					Current Year Obligations					Current Year Disbursements					Balances			
		Authorized Appropriations	Adjustments (Transfer To/From, Realignment)	Adjusted Appropriations	Allotments Received	Adjustments (Withdrawal, Realignment)	Transfer To	Transfer From	Adjusted Total Allotments	1st Quarter ending March 31	2nd Quarter ending June 30	3rd Quarter ending Sept. 30	4th Quarter ending Dec. 31	Total	1st Quarter ending March 31	2nd Quarter ending June 30	3rd Quarter ending Sept. 30	4th Quarter ending Dec. 31	Total	Unreleased Appropriations	Unobligated Allotment	Unpaid Obligations (15-20)-(23+24)	
		3	4	5=(3+4)	6	7	8	9	10=(6+-(7)-8+9)	11	12	13	14	15=(11+12+13+14)	16	17	18	19	20=(16+17+18+19)	21=(5-6)	22=(10-15)	Due and Demandable	Not Yet Due and Demandable
Professional Services	50211000 00	3,230,439.60	-	3,230,439.60	3,230,439.60	-	-	-	3,230,439.60	-	-	-	-	-	-	-	-	-	-	-	3,230,439.60	-	-
Legal Services	50211010 00	61,900.00	-	61,900.00	61,900.00	-	-	-	61,900.00	-	-	-	-	-	-	-	-	-	-	-	61,900.00	-	-
Consultancy Services	50211030 00	1,205,422.47	-	1,205,422.47	1,205,422.47	-	-	-	1,205,422.47	-	-	-	-	-	-	-	-	-	-	-	1,205,422.47	-	-
Other Professional Services	50211990 00	1,963,117.13	-	1,963,117.13	1,963,117.13	-	-	-	1,963,117.13	-	-	-	-	-	-	-	-	-	-	-	1,963,117.13	-	-
General Services	50212000 00	380,955.69	-	380,955.69	380,955.69	-	-	-	380,955.69	-	-	-	-	-	-	-	-	-	-	-	380,955.69	-	-
Janitorial Services	50212020 00	157,276.73	-	157,276.73	157,276.73	-	-	-	157,276.73	-	-	-	-	-	-	-	-	-	-	-	157,276.73	-	-
Security Services	50212030 00	223,678.96	-	223,678.96	223,678.96	-	-	-	223,678.96	-	-	-	-	-	-	-	-	-	-	-	223,678.96	-	-
Repairs and Maintenance	50213000 00	3,112,358.12	-	3,112,358.12	3,112,358.12	(14,649.00)	-	-	3,097,709.12	-	-	-	-	-	-	-	-	-	-	-	3,097,709.12	-	-
Other Land Improvements	50213020 99	-	-	-	-	-	-	-	-	-	-	-	-	-	-	-	-	-	-	-	-	-	-
Buildings	50213040 01	795,925.82	-	795,925.82	795,925.82	-	-	-	795,925.82	-	-	-	-	-	-	-	-	-	-	-	795,925.82	-	-
Office Equipment	50213050 02	267,100.00	-	267,100.00	267,100.00	-	-	-	267,100.00	-	-	-	-	-	-	-	-	-	-	-	267,100.00	-	-
ICT Equipment	50213050 03	1,015,438.96	-	1,015,438.96	1,015,438.96	(14,649.00)	-	-	1,000,789.96	-	-	-	-	-	-	-	-	-	-	-	1,000,789.96	-	-
Communication Equipment	50213050 07	190,000.00	-	190,000.00	190,000.00	-	-	-	190,000.00	-	-	-	-	-	-	-	-	-	-	-	190,000.00	-	-
Disaster Response & Rescue Equipment	50213050 09	25,550.00	-	25,550.00	25,550.00	-	-	-	25,550.00	-	-	-	-	-	-	-	-	-	-	-	25,550.00	-	-
Medical Equipment	50213050 11	50,000.00	-	50,000.00	50,000.00	-	-	-	50,000.00	-	-	-	-	-	-	-	-	-	-	-	50,000.00	-	-
Other Machinery and Equipment	50213050 99	111,437.04	-	111,437.04	111,437.04	-	-	-	111,437.04	-	-	-	-	-	-	-	-	-	-	-	111,437.04	-	-
Motor Vehicles	50213060 01	360,203.60	-	360,203.60	360,203.60	-	-	-	360,203.60	-	-	-	-	-	-	-	-	-	-	-	360,203.60	-	-
Repairs and Maintenance - Furniture & Fixtures	50213070 00	231,702.70	-	231,702.70	231,702.70	-	-	-	231,702.70	-	-	-	-	-	-	-	-	-	-	-	231,702.70	-	-
Other Property, Plant & Equipment	50213990 99	65,000.00	-	65,000.00	65,000.00	-	-	-	65,000.00	-	-	-	-	-	-	-	-	-	-	-	65,000.00	-	-
Taxes, Insurance Premiums and Other Fees	50215000 00	16,691,981.34	-	16,691,981.34	16,691,981.34	-	-	-	16,691,981.34	-	-	-	-	-	-	-	-	-	-	-	16,691,981.34	-	-
Taxes, Duties and Licenses	50215010 01	16,691,981.34	-	16,691,981.34	16,691,981.34	-	-	-	16,691,981.34	-	-	-	-	-	-	-	-	-	-	-	16,691,981.34	-	-
Fidelity Bond Premium	50215020 00	-	-	-	-	-	-	-	-	-	-	-	-	-	-	-	-	-	-	-	-	-	-
Insurance Expenses	50215030 00	-	-	-	-	-	-	-	-	-	-	-	-	-	-	-	-	-	-	-	-	-	-
Other Maintenance and Operating Expenses	50299000 00	6,653,457.18	-	6,653,457.18	6,653,457.18	-	-	-	6,653,457.18	-	-	-	-	-	-	-	-	-	-	-	6,653,457.18	-	-
Advertising Expenses	50299010 00	-	-	-	-	-	-	-	-	-	-	-	-	-	-	-	-	-	-	-	-	-	-
Printing and Publication Expenses	50299020 00	944,800.00	-	944,800.00	944,800.00	-	-	-	944,800.00	-	-	-	-	-	-	-	-	-	-	-	944,800.00	-	-
Representation Expenses	50299030 00	1,001,646.50	-	1,001,646.50	1,001,646.50	-	-	-	1,001,646.50	-	-	-	-	-	-	-	-	-	-	-	1,001,646.50	-	-
Transportation and Delivery Expenses	50299040 00	65,000.00	-	65,000.00	65,000.00	-	-	-	65,000.00	-	-	-	-	-	-	-	-	-	-	-	65,000.00	-	-
Rent/Lease Expenses	50299050 00	3,000,000.00	-	3,000,000.00	3,000,000.00	-	-	-	3,000,000.00	-	-	-	-	-	-	-	-	-	-	-	3,000,000.00	-	-
Rents - Buildings and Structures	50299050 01	-	-	-	-	-	-	-	-	-	-	-	-	-	-	-	-	-	-	-	-	-	-
Rents - Equipment	50299050 00	-	-	-	-	-	-	-	-	-	-	-	-	-	-	-	-	-	-	-	-	-	-
Membership Dues and Contributions to Organizations	50299060 00	764,000.00	-	764,000.00	764,000.00	-	-	-	764,000.00	-	-	-	-	-	-	-	-	-	-	-	764,000.00	-	-
Subscription Expenses	50299070 00	878,010.68	-	878,010.68	878,010.68	-	-	-	878,010.68	-	-	-	-	-	-	-	-	-	-	-	878,010.68	-	-
Website Maintenance	50299990 01	-	-	-	-	-	-	-	-	-	-	-	-	-	-	-	-	-	-	-	-	-	-
Other Maintenance & Operating Expenses	50299990 99	-	-	-	-	-	-	-	-	-	-	-	-	-	-	-	-	-	-	-	-	-	-
Sub-Total, MOOE	50200000 00	37,831,729.31	-	37,831,729.31	37,831,729.31	-	-	-	37,831,729.31	14,649.00	-	-	-	14,649.00	14,649.00	-	-	-	14,649.00	-	37,817,080.31	-	-
CAPITAL OUTLAY																							
Buildings and Other Structures Outlay	50604040 00	-	-	-	-	-	-	-	-	-	-	-	-	-	-	-	-	-	-	-	-	-	-
Buildings	50604040 01	-	-	-	-	-	-	-	-	-	-	-	-	-	-	-	-	-	-	-	-	-	-
Other Structures	50604040 99	-	-	-	-	-	-	-	-	-	-	-	-	-	-	-	-	-	-	-	-	-	-
Machinery and Equipment Outlay	50604050 00	-	-	-	-	-	-	-	-	-	-	-	-	-	-	-	-	-	-	-	-	-	-
Office Equipment	50604050 02	-	-	-	-	-	-	-	-	-	-	-	-	-	-	-	-	-	-	-	-	-	-
Information and Communication Technology Equipment	50604050 03	-	-	-	-	-	-	-	-	-	-	-	-	-	-	-	-	-	-	-	-	-	-
Communication Equipment	50604050 07	-	-	-	-	-	-	-	-	-	-	-	-	-	-	-	-	-	-	-	-	-	-
Disaster Response and Rescue Equipment	50604050 09	-	-	-	-	-	-	-	-	-	-	-	-	-	-	-	-	-	-	-	-	-	-
Medical Equipment	50604050 11	-	-	-	-	-	-	-	-	-	-	-	-	-	-	-	-	-	-	-	-	-	-
Other Machinery & Equipment	50604050 99	-	-	-	-	-	-	-	-	-	-	-	-	-	-	-	-	-	-	-	-	-	-
Transportation Equipment Outlay	50604060 00	2,253,500.00	-	2,253,500.00	2,253,500.00	-	-	-	2,253,500.00	-	-	-	-	-	-	-	-	-	-	-	2,253,500.00	-	-
Motor Vehicles	50604060 01	2,253,500.00	-	2,253,500.00	2,253,500.00	-	-	-	2,253,500.00	-	-	-	-	-	-	-	-	-	-	-	2,253,500.00	-	-
Furniture, Fixtures and Books Outlay	50604070 00	541,840.24	-	541,840.24	541,840.24	-	-	-	541,840.24	-	-	-	-	-	-	-	-	-	-	-	541,840.24	-	-
Furniture and Fixtures	50604070 01	244,499.24	-	244,499.24	244,499.24	-	-	-	244,499.24	-	-	-	-	-	-	-	-	-	-	-	244,499.24	-	-
Books	50604070 02	297,341.00	-	297,341.00	297,341.00	-	-	-	297,341.00	-	-	-	-	-	-	-	-	-	-	-	297,341.00	-	-
Other Property, Plant & Equipment Outlay	50604090 00	-	-	-	-	-	-	-	-	-	-	-	-	-	-	-	-	-	-	-	-	-	-
Other Property, Plant & Equipment	50604090 99	-	-	-	-	-	-	-	-	-	-	-	-	-	-	-	-	-	-	-	-	-	-
Sub-Total, CO	50600000 00	2,795,340.24	-	2,795,340.24	2,795,340.24	-	-	-	2,795,340.24	-	-	-	-	-	-	-	-	-	-	-	2,795,340.24	-	-
TOTAL, Agency Specific Budget		40,627,069.55	-	40,627,069.55	40,627,069.55	-	-	-	40,627,069.55	14,649.00	-	-	-	14,649.00	14,649.00	-	-	-	14,649.00	-	40,612,420.55	-	-

**SUMMARY OF APPROPRIATIONS, ALLOTMENTS, OBLIGATIONS, DISBURSEMENTS AND BALANCES BY OBJECT OF EXPENDITURES**  
**As of the Quarter Ending March 31, 2015**

Department: Department of Finance  
Agency/Operating Unit: Office of the Secretary  
Organizational Code (UACS): 11 001 0000000  
Funding Source Code (as clustered): 102101 & 102405

	Current Year Appropriations
	Supplemental Appropriations
x	Continuing Appropriations

[illegible]



	Current Year Appropriations
	Supplemental Appropriations
x	Continuing Appropriations

[illegible]

	Current Year Appropriations
	Supplemental Appropriations
X	Continuing Appropriations

SUMMARY OF APPROPRIATIONS, ALLOTMENTS, OBLIGATIONS, DISBURSEMENTS AND BALANCES BY OBJECT OF EXPENDITURES  
As of the Quarter Ending March 31, 2015

FAR No. 1-A

Department: Department of Finance  
Agency/Operating Unit: Office of the Secretary  
Organizational Code (UACS): 11 001 0000000  
Funding Source Code (as clustered): 102101 & 102405

	Current Year Appropriations
	Supplemental Appropriations
x	Continuing Appropriations

Particulars	UACS CODE	Appropriations			Allotments					Current Year Obligations					Current Year Disbursements					Balances			
		Authorized Appropriations	Adjustments (Transfer To/From, Realignment)	Adjusted Appropriations	Allotments Received	Adjustments (Withdrawal, Realignment)	Transfer To	Transfer From	Adjusted Total Allotments	1st Quarter ending March 31	2nd Quarter ending June 30	3rd Quarter ending Sept. 30	4th Quarter ending Dec. 31	Total	1st Quarter ending March 31	2nd Quarter ending June 30	3rd Quarter ending Sept. 30	4th Quarter ending Dec. 31	Total	Unreleased Appropriations	Unobligated Allotment	Unpaid Obligations (15-20)=(23+24)	
		3	4	5=(3+4)	6	7	8	9	10=([6+(-)]7)-8+9	11	12	13	14	15=(11+12+13+14)	16	17	18	19	20=(16+17+18+19)	21=(5-6)	22=(10-15)	23	24
Professional Services	50211000 00	-	-	-	-	-	-	-	-	-	-	-	-	-	-	-	-	-	-	-	-	-	-
Legal Services	50211010 00	-	-	-	-	-	-	-	-	-	-	-	-	-	-	-	-	-	-	-	-	-	-
Consultancy Services	50211030 00	-	-	-	-	-	-	-	-	-	-	-	-	-	-	-	-	-	-	-	-	-	-
Other Professional Services	50211990 00	-	-	-	-	-	-	-	-	-	-	-	-	-	-	-	-	-	-	-	-	-	-
General Services	50212000 00	-	-	-	-	-	-	-	-	-	-	-	-	-	-	-	-	-	-	-	-	-	-
Janitorial Services	50212020 00	-	-	-	-	-	-	-	-	-	-	-	-	-	-	-	-	-	-	-	-	-	-
Security Services	50212030 00	-	-	-	-	-	-	-	-	-	-	-	-	-	-	-	-	-	-	-	-	-	-
Repairs and Maintenance	50213000 00	-	-	-	-	-	-	-	-	-	-	-	-	-	-	-	-	-	-	-	-	-	-
Other Land Improvements	50213020 99	-	-	-	-	-	-	-	-	-	-	-	-	-	-	-	-	-	-	-	-	-	-
Buildings	50213040 01	-	-	-	-	-	-	-	-	-	-	-	-	-	-	-	-	-	-	-	-	-	-
Office Equipment	50213050 02	-	-	-	-	-	-	-	-	-	-	-	-	-	-	-	-	-	-	-	-	-	-
ICT Equipment	50213050 03	-	-	-	-	-	-	-	-	-	-	-	-	-	-	-	-	-	-	-	-	-	-
Communication Equipment	50213050 07	-	-	-	-	-	-	-	-	-	-	-	-	-	-	-	-	-	-	-	-	-	-
Disaster Response & Rescue Equipment	50213050 09	-	-	-	-	-	-	-	-	-	-	-	-	-	-	-	-	-	-	-	-	-	-
Medical Equipment	50213050 11	-	-	-	-	-	-	-	-	-	-	-	-	-	-	-	-	-	-	-	-	-	-
Other Machinery and Equipment	50213050 99	-	-	-	-	-	-	-	-	-	-	-	-	-	-	-	-	-	-	-	-	-	-
Motor Vehicles	50213060 01	-	-	-	-	-	-	-	-	-	-	-	-	-	-	-	-	-	-	-	-	-	-
Repairs and Maintenance - Furniture & Fixtures	50213070 00	-	-	-	-	-	-	-	-	-	-	-	-	-	-	-	-	-	-	-	-	-	-
Other Property, Plant & Equipment	50213990 99	-	-	-	-	-	-	-	-	-	-	-	-	-	-	-	-	-	-	-	-	-	-
Taxes, Insurance Premiums and Other Fees	50215000 00	-	-	-	-	-	-	-	-	-	-	-	-	-	-	-	-	-	-	-	-	-	-
Taxes, Duties and Licenses	50215010 01	-	-	-	-	-	-	-	-	-	-	-	-	-	-	-	-	-	-	-	-	-	-
Fidelity Bond Premium	50215020 00	-	-	-	-	-	-	-	-	-	-	-	-	-	-	-	-	-	-	-	-	-	-
Insurance Expenses	50215030 00	-	-	-	-	-	-	-	-	-	-	-	-	-	-	-	-	-	-	-	-	-	-
Other Maintenance and Operating Expenses	50299000 00	9,467,583.78	-	9,467,583.78	9,467,583.78	-	-	-	9,467,583.78	-	-	-	-	-	-	-	-	-	-	-	9,467,583.78	-	-
Advertising Expenses	50299010 00	-	-	-	-	-	-	-	-	-	-	-	-	-	-	-	-	-	-	-	-	-	-
Printing and Publication Expenses	50299020 00	-	-	-	-	-	-	-	-	-	-	-	-	-	-	-	-	-	-	-	-	-	-
Representation Expenses	50299030 00	332,043.88	-	332,043.88	332,043.88	-	-	-	332,043.88	-	-	-	-	-	-	-	-	-	-	-	-	-	-
Transportation and Delivery Expenses	50299040 00	-	-	-	-	-	-	-	-	-	-	-	-	-	-	-	-	-	-	-	332,043.88	-	-
Rent/Lease Expenses	50299050 00	2,148,000.00	-	2,148,000.00	2,148,000.00	-	-	-	2,148,000.00	-	-	-	-	-	-	-	-	-	-	-	-	-	-
Rents - Buildings and Structures	50299050 01	-	-	-	-	-	-	-	-	-	-	-	-	-	-	-	-	-	-	-	2,148,000.00	-	-
Rents - Equipment	50299050 00	-	-	-	-	-	-	-	-	-	-	-	-	-	-	-	-	-	-	-	-	-	-
Membership Dues and Contributions to Organizations	50299060 00	-	-	-	-	-	-	-	-	-	-	-	-	-	-	-	-	-	-	-	-	-	-
Subscription Expenses	50299070 00	-	-	-	-	-	-	-	-	-	-	-	-	-	-	-	-	-	-	-	-	-	-
Website Maintenance	50299990 01	-	-	-	-	-	-	-	-	-	-	-	-	-	-	-	-	-	-	-	-	-	-
Other Maintenance & Operating Expenses	50299990 99	6,987,539.90	-	6,987,539.90	6,987,539.90	-	-	-	6,987,539.90	-	-	-	-	-	-	-	-	-	-	-	6,987,539.90	-	-
Sub-Total, MOOE	50200000 00	13,484,581.40	-	13,484,581.40	13,484,581.40	-	-	-	13,484,581.40	-	-	-	-	-	-	-	-	-	-	-	13,484,581.40	-	-
CAPITAL OUTLAY																							
Buildings and Other Structures Outlay	50604040 00	-	-	-	-	-	-	-	-	-	-	-	-	-	-	-	-	-	-	-	-	-	-
Buildings	50604040 01	-	-	-	-	-	-	-	-	-	-	-	-	-	-	-	-	-	-	-	-	-	-
Other Structures	50604040 99	-	-	-	-	-	-	-	-	-	-	-	-	-	-	-	-	-	-	-	-	-	-
Machinery and Equipment Outlay	50604050 00	-	-	-	-	-	-	-	-	-	-	-	-	-	-	-	-	-	-	-	-	-	-
Office Equipment	50604050 02	-	-	-	-	-	-	-	-	-	-	-	-	-	-	-	-	-	-	-	-	-	-
Information and Communication Technology Equipment	50604050 03	-	-	-	-	-	-	-	-	-	-	-	-	-	-	-	-	-	-	-	-	-	-
Communication Equipment	50604050 07	-	-	-	-	-	-	-	-	-	-	-	-	-	-	-	-	-	-	-	-	-	-
Disaster Response and Rescue Equipment	50604050 09	-	-	-	-	-	-	-	-	-	-	-	-	-	-	-	-	-	-	-	-	-	-
Medical Equipment	50604050 11	-	-	-	-	-	-	-	-	-	-	-	-	-	-	-	-	-	-	-	-	-	-
Other Machinery & Equipment	50604050 99	-	-	-	-	-	-	-	-	-	-	-	-	-	-	-	-	-	-	-	-	-	-
Transportation Equipment Outlay	50604060 00	-	-	-	-	-	-	-	-	-	-	-	-	-	-	-	-	-	-	-	-	-	-
Motor Vehicles	50604060 01	-	-	-	-	-	-	-	-	-	-	-	-	-	-	-	-	-	-	-	-	-	-
Furniture, Fixtures and Books Outlay	50604070 00	-	-	-	-	-	-	-	-	-	-	-	-	-	-	-	-	-	-	-	-	-	-
Furniture and Fixtures	50604070 01	-	-	-	-	-	-	-	-	-	-	-	-	-	-	-	-	-	-	-	-	-	-
Books	50604070 02	-	-	-	-	-	-	-	-	-	-	-	-	-	-	-	-	-	-	-	-	-	-
Other Property, Plant & Equipment Outlay	50604090 00	-	-	-	-	-	-	-	-	-	-	-	-	-	-	-	-	-	-	-	-	-	-
Other Property, Plant & Equipment	50604090 99	-	-	-	-	-	-	-	-	-	-	-	-	-	-	-	-	-	-	-	-	-	-
Sub-Total, CO	50600000 00	-	-	-	-	-	-	-	-	-	-	-	-	-	-	-	-	-	-	-	-	-	-
TOTAL, PGF		13,484,581.40	-	13,484,581.40	13,484,581.40	-	-	-	13,484,581.40	-	-	-	-	-	-	-	-	-	-	-	13,484,581.40	-	-