


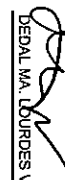
QUARTERLY REPORT OF REVENUE AND OTHER RECEIPTS  
As at the Quarter Ending September 30, 2019


Department : Department of Finance (DOF)  
Agency : Office of the Secretary  
Operating Unit : < not applicable >  
Organization Code : 11 001 0000000  
Fund Cluster : 01 - Regular Agency Fund

Classification/Sources of Revenue and Other Receipts	UACS CODE	REVENUE TARGET (Annual) per BESF	Actual Revenue and Other Receipts Collections							Total	Cumulative Remittance/Deposits to Date			Variance		Remarks
			1st Quarter Ending March 31	2nd Quarter Ending June 30	3rd Quarter Ending Sept. 30	4th Quarter Ending Dec. 31	5	6	7		8=1(4)+7(4)+9(1)	Remittance to BTR	Deposited with ASDB	TOTAL	Amount	
Regular Agency Fund		7,466,000.00	185,534,866.77	215,868,939.04	238,771,627.36	0.00	691,174,729.17	662,271,026.58	11,250.00	60,282,996.58	663,708,797.17	8,159.3%				
Revenue Collections		7,466,000.00	1,211,841.96	1,440,443.32	949,217.86	0.00	3,601,502.84	3,585,302.84	11,250.00	3,586,552.84	(3,884,497.19)	-52.2%				
Cash Revenue		7,466,000.00	1,211,841.96	1,440,443.32	949,217.86	0.00	3,601,502.84	3,585,302.84	11,250.00	3,586,552.84	(3,884,497.19)	-52.2%				
Non-Tax		4,705,800.00	1,056,800.00	892,000.00	879,400.00	0.00	2,787,200.00	2,782,400.00	0.00	2,782,400.00	(1,917,800.00)	-41.1%				
Filing Fees		4,705,800.00	1,056,800.00	892,000.00	879,400.00	0.00	2,787,200.00	2,782,400.00	0.00	2,782,400.00	(1,917,800.00)	-41.1%				
Other Processing Fees		1,623,000.00	115,741.66	564,543.32	41,467.86	0.00	721,752.84	721,752.84	0.00	721,752.84	(901,247.16)	-56.3%				
Contribution Fees		122,000.00	38,300.00	18,800.00	23,100.00	0.00	81,300.00	81,300.00	0.00	81,300.00	(44,700.00)	-33.2%				
Other Service Income		1,018,000.00	0.00	5,000.00	6,350.00	0.00	11,250.00	0.00	11,250.00	(1,004,750.00)	-99.1%					
Non-Revenue Collections/Other Receipts		0.00	596,592.22	623,021.66	1,801,689.25	0.00	3,020,753.15	3,003,721.26	0.00	3,003,721.26	3,020,753.15	0.4%				
Cash Receipts		0.00	596,592.22	623,021.66	1,801,689.25	0.00	3,020,753.15	3,003,721.26	0.00	3,003,721.26	3,020,753.15	0.4%				
Others		0.00	0.00	0.00	0.00	0.00	0.00	0.00	0.00	0.00	0.00	0.0%				
Partly Cash		0.00	5,059.50	4,240.00	103,293.45	0.00	112,592.75	112,592.75	0.00	112,592.75	112,592.75	0.3%				
Advances for Special Disbursing Officer		0.00	22,248.09	362,830.66	33,864.11	0.00	420,043.15	530,648.49	0.00	2,068,674.52	4,200,043.15	0.3%				
Advances to Officers and Employees		0.00	22,248.09	362,830.66	33,864.11	0.00	420,043.15	530,648.49	0.00	2,068,674.52	4,200,043.15	0.3%				
Advances to Contractors		0.00	291,805.50	0.00	0.00	0.00	291,805.50	291,805.50	0.00	291,805.50	1,489,391.72	0.3%				
Revenue Collections		0.00	1,465,136.64	34,655.08	0.00	0.00	1,499,791.72	34,655.08	0.00	34,655.08	767,223.40	0.4%				
Cash Revenue		0.00	1,465,136.64	34,655.08	0.00	0.00	1,499,791.72	34,655.08	0.00	34,655.08	767,223.40	0.4%				
Non-Tax		0.00	732,598.32	34,655.08	0.00	0.00	767,223.40	34,655.08	0.00	34,655.08	767,223.40	0.4%				
Miscellaneous Income		0.00	732,598.32	34,655.08	0.00	0.00	767,223.40	34,655.08	0.00	34,655.08	767,223.40	0.4%				
Non-Cash Revenue		0.00	0.00	0.00	0.00	0.00	0.00	0.00	0.00	0.00	0.00	0.0%				
Collections Effected through outright deductions from claims		0.00	732,598.32	0.00	0.00	0.00	732,598.32	0.00	0.00	732,598.32	0.00	0.0%				
Miscellaneous Income		0.00	732,598.32	0.00	0.00	0.00	732,598.32	0.00	0.00	732,598.32	0.00	0.0%	Liquidated Damages (including deduction from claims)			
Non-Revenue Collections/Other Receipts		0.00	89,722.10	142,532.40	43,507.39	0.00	275,761.89	362,776.67	0.00	362,776.67	275,761.89	0.4%				
Cash Receipts		0.00	89,722.10	142,532.40	43,507.39	0.00	275,761.89	362,776.67	0.00	362,776.67	275,761.89	0.4%				
Others		0.00	89,722.10	142,532.40	43,507.39	0.00	275,761.89	362,776.67	0.00	362,776.67	275,761.89	0.4%				
Trust Liabilities		0.00	2,040,101.000	142,532.40	43,507.39	0.00	2,185,140.79	362,776.67	0.00	362,776.67	2,185,140.79	0.0%				
Revenue Collections		0.00	115,143.00	0.00	0.00	0.00	115,143.00	0.00	0.00	115,143.00	0.00	0.0%				
Non-Cash Revenue		0.00	115,143.00	0.00	0.00	0.00	115,143.00	0.00	0.00	115,143.00	0.00	0.0%				
Others		0.00	115,143.00	0.00	0.00	0.00	115,143.00	0.00	0.00	115,143.00	0.00	0.0%	No deposit since a non-cash revenue			
Gain on Sale of Property, Plant and Equipment		0.00	4,578,317.56	0.00	348,710.36	0.00	5,695,658.07	5,771,506.20	0.00	5,771,506.20	5,695,658.07	0.3%				
Non-Revenue Collections/Other Receipts		0.00	768,630.15	4,578,317.56	348,710.36	0.00	5,695,658.07	5,771,506.20	0.00	5,771,506.20	5,695,658.07	0.3%				
Cash Receipts		0.00	768,630.15	4,578,317.56	348,710.36	0.00	5,695,658.07	5,771,506.20	0.00	5,771,506.20	5,695,658.07	0.3%				
Others		0.00	768,630.15	4,578,317.56	348,710.36	0.00	5,695,658.07	5,771,506.20	0.00	5,771,506.20	5,695,658.07	0.3%				
PEFA - Civilian		0.00	32,514.66	0.00	5,908.10	0.00	38,423.95	108,423.95	0.00	108,423.95	38,423.95	0.4%				
Basic Salary - Civilian		0.00	591,019,001.1	592,520.48	72,000.23	0.00	664,539.71	664,539.71	0.00	664,539.71	664,539.71	0.4%				
Transportation Allowance (TA)		0.00	15,625.00	0.00	0.00	0.00	15,625.00	15,625.00	0.00	15,625.00	15,625.00	0.4%				
Representation Allowance (RA)		0.00	15,625.00	0.00	0.00	0.00	15,625.00	15,625.00	0.00	15,625.00	15,625.00	0.4%				
Receivables - Debitumens/Charges		0.00	103,950,100.00	0.00	77,639.78	199,829.63	278,563.42	278,563.42	0.00	278,563.42	2,000.00	0.4%				
Cash Gift - Civilian		0.00	2,000.00	0.00	0.00	0.00	2,000.00	2,000.00	0.00	2,000.00	2,000.00	0.4%				
Collective Negotiation Agreement Incentive - Civilian		0.00	7,500.00	0.00	0.00	0.00	7,500.00	7,500.00	0.00	7,500.00	7,500.00	0.4%				
Productivity Enhancement Incentive - Civilian		0.00	5,000.00	0.00	0.00	0.00	5,000.00	5,000.00	0.00	5,000.00	5,000.00	0.4%				
Performance Based Bonus - Civilian		0.00	13,920.27	0.00	62,535.95	0.00	76,556.22	76,556.22	0.00	76,556.22	76,556.22	0.4%				
Retirement and Life Insurance Premiums		0.00	82,258.66	0.00	0.00	0.00	82,258.66	82,258.66	0.00	82,258.66	82,258.66	0.4%				
EQIP - Civilian		0.00	1,800.00	0.00	0.00	0.00	1,800.00	1,800.00	0.00	1,800.00	1,800.00	0.4%				
Traveling Expenses - Local		0.00	1.23	0.00	0.00	0.00	1.23	1.23	0.00	1.23	1.23	0.4%				

Classification/Sources of Revenue and Other Receipts	UACS CODE	REVENUE TARGET (Annual) per BESE	Actual Revenue and Other Receipts Collectors							Cumulative Remittance to BIT	Deposited with AGDB	TOTAL	Amount	Variance %	Remarks
			1st Quarter Ending March 31	2nd Quarter Ending June 30	3rd Quarter Ending Sept. 30	4th Quarter Ending Dec. 31	Total	8=-(6+7+8+9)	9						
Landline	5029502002	0.00	20.89	920.48	236.45	0.00	0.00	1,177.82	1,625.45	0.00	1,625.45	1,177.82	0.3%		
Representation Expenses	5029603000	0.00	43.77	0.00	0.00	0.00	0.00	43.77	43.77	0.00	43.77	43.77	0%		
Due from National Government Agencies	1030301000	0.00	0.00	4,480,780.28	0.00	0.00	0.00	4,480,780.28	4,480,780.28	0.00	4,480,780.28	4,480,780.28	0%		
Revenue Collections		0.00	43,500.00	0.00	15,800.00	0.00	-0.00	59,300.00	59,300.00	0.00	59,300.00	59,300.00	0%		
Cash Revenue		0.00	43,500.00	0.00	15,800.00	0.00	0.00	59,300.00	59,300.00	0.00	59,300.00	59,300.00	0%		
Non-Tax		0.00	43,500.00	0.00	15,800.00	0.00	0.00	59,300.00	59,300.00	0.00	59,300.00	59,300.00	0%		
Sale of Unserviceable Property	4060102000	0.00	43,500.00	0.00	15,800.00	0.00	0.00	59,300.00	59,300.00	0.00	59,300.00	59,300.00	0%		
Non-Revenue Collections/Other Receipts		0.00	181,244,331.00	209,048,333.00	286,449,845.00	0.00	676,743,509.00	53,290,397.03	53,290,397.03	0.00	53,290,397.03	676,743,509.00	0%		
Cash Receipts		0.00	181,244,331.00	209,048,333.00	286,449,845.00	0.00	676,743,509.00	53,290,397.03	53,290,397.03	0.00	53,290,397.03	676,743,509.00	0%		
Others		0.00	0.00	0.00	0.00	0.00	0.00	0.00	0.00	0.00	0.00	0.00	0%		
Revenue from National Government	4030101000	0.00	181,244,331.00	209,048,333.00	286,449,845.00	0.00	676,743,509.00	53,290,397.03	53,290,397.03	0.00	53,290,397.03	676,743,509.00	0%		
Revenue Collections		0.00	0.00	0.00	39,500.00	0.00	0.00	39,500.00	39,500.00	0.00	39,500.00	39,500.00	0%		
Cash Revenue		0.00	0.00	0.00	39,500.00	0.00	0.00	39,500.00	39,500.00	0.00	39,500.00	39,500.00	0%		
Non-Tax		0.00	0.00	0.00	39,500.00	0.00	0.00	39,500.00	39,500.00	0.00	39,500.00	39,500.00	0%		
Gain on Sale of Property, Plant and Equipment	4050104000	0.00	0.00	0.00	39,500.00	0.00	0.00	39,500.00	39,500.00	0.00	39,500.00	39,500.00	0%		
Non-Revenue Collections/Other Receipts		0.00	0.00	0.00	0.00	0.00	0.00	0.00	0.00	0.00	0.00	0.00	0%		
Cash Receipts		0.00	0.00	0.00	123,877.50	0.00	0.00	123,877.50	123,877.50	0.00	123,877.50	123,877.50	0%		
Others		0.00	0.00	0.00	0.00	0.00	0.00	0.00	0.00	0.00	0.00	0.00	0%		
Due from Government-Owned and/or Controlled Corporations	1030302000	0.00	0.00	0.00	108,480.00	0.00	0.00	108,480.00	108,480.00	0.00	108,480.00	108,480.00	0%		
Training Expenses	5029201002	0.00	0.00	0.00	15,397.50	0.00	0.00	15,397.50	15,397.50	0.00	15,397.50	15,397.50	0%		
TOTAL		7,466,000.00	185,534,886.77	215,868,303.04	286,771,627.36	0.00	691,174,797.17	66,271,036.58	66,271,036.58	1,230.00	65,292,298.58	883,708,797.17	6,156%		

Certified Correct:  
  
 VERDADERO LULUTA RAMIREZ  
 Date: 2019-07-30 15:00:42.0

Recommending Approval:  
  
 DEDAL MA. DURDES VARGA  
 Date: 2019-07-30 15:11:48.0


Approved by:  
  
 BELTRAN GIL SOTELO  
 Date: 2019-07-30 15:15:22.0


This report was generated using the Unified Reporting System on 16/10/2019 08:10 version FARS.1.1


QUARTERLY REPORT OF REVENUE AND OTHER RECEIPTS  
As at the Quarter Ending September 30, 2019

Department : Department of Finance (DOF)  
Agency : Office of the Secretary  
Operating Unit : < not applicable >  
Organization Code : 11 001 0000000  
Fund Cluster : 04 - Special Account - Foreign Assisted/Foreign Grants Fund

Classification/Sources of Revenue and Other Receipts	UACS CODE	REVENUE TARGET (Annual) per BESF	Actual Revenue and Other Receipts Collections							Cumulative Remittance/Deposits to Date	Variance	Remarks	
			1st Quarter Ending March 31	2nd Quarter Ending June 30	3rd Quarter Ending Sept. 30	4th Quarter Ending Dec. 31	Total	Remittance to BTR	Deposited with AGDB				TOTAL
Special Account - Foreign Assisted/Foreign Grants Fund		92,000,000.00	18,283,441.85	38,956,813.99	49,170,231.00	0.00	106,410,486.84	65,624,222.55	0.00	65,624,222.55	14,410,486.84	16%	14
Non-Revenue Collections/Other Receipts		92,000,000.00	18,283,441.85	38,956,813.99	49,170,231.00	0.00	106,410,486.84	65,624,222.55	0.00	65,624,222.55	14,410,486.84	16%	
Cash Receipts		92,000,000.00	18,283,441.85	38,956,813.99	49,170,231.00	0.00	106,410,486.84	65,624,222.55	0.00	65,624,222.55	14,410,486.84	16%	
Others	1990104000	0.00	58,683.83	18,099.53	0.00	0.00	76,683.36	76,683.36	0.00	76,683.36	76,683.36	0%	
Advances to Officers and Employees	1000000000	0.00	10,000,000.00	17,634,822.46	0.00	0.00	27,634,822.46	27,634,822.46	0.00	27,634,822.46	27,634,822.46	0%	
Due from Government-Owned and/or Controlled Corporations	5020201002	0.00	85,671.22	0.00	0.00	0.00	85,671.22	85,671.22	0.00	85,671.22	85,671.22	0%	
Training Expenses													
Subsidy from National Government	4030101000	92,000,000.00	8,139,147.00	21,303,932.00	49,170,231.00	0.00	78,613,310.00	37,827,045.71	0.00	37,827,045.71	(13,366,990.00)	-15%	Composed of KFW-Intra-Agency Business Process Interoperability (IABP), KFW-MICC, KFW-Philippine Tax Academy (PTA), KFW-Communication Project (Stracom) and KFW-Communicating Economic, Fiscal and Institutional Reform (CEFIR) Projects
<b>TOTAL</b>		92,000,000.00	18,283,441.85	38,956,813.99	49,170,231.00	0.00	106,410,486.84	65,624,222.55	0.00	65,624,222.55	14,410,486.84	16%	

Certified Correct:   
VERDADERO LOUITA RAMIREZ  
Date: 2019-07-30 15:00:42.0


Recommending Approval:   
DEDAL MA. LUJARES VARGA  
Date: 2019-07-30 15:11:48.0


Approved By:   
BELTRAN GIL SOTELO  
Date: 2019-07-30 15:15:52.0


**QUARTERLY REPORT OF REVENUE AND OTHER RECEIPTS  
As at the Quarter Ending September 30, 2019**

Department : Department of Finance (DOF)  
 Agency : Office of the Secretary  
 Operating Unit : < not applicable >  
 Organization Code : 11 001 0000000  
 Fund Cluster : 06 - Business Related Funds

Classification/Sources of Revenue and Other Receipts	UNCS CODE	REVENUE TARGET (Annual) Per BESP	Actual Revenue and Other Receipts Collections							Total	Cumulative Remittance/Deposit to Date	TOTAL	Variance		Remarks
			1st Quarter Ending March 31	2nd Quarter Ending June 30	3rd Quarter Ending Sept. 30	4th Quarter Ending Dec. 31	9=(6+7)+8+9	Remittance to BTR	Deposited with ASDB				11=(9+10)	12=(6-3)	
Business Related Funds		995,786,000.00	69,723,971.08	238,743,693.85	1,461,455,950.41	0.00	1,769,923,615.34	850,328.74	1,769,273,286.60	1,769,923,615.34	774,137,615.34		78 %		
Revenue Collections		995,786,000.00	69,723,971.08	238,743,693.85	1,461,455,950.41	0.00	1,769,923,615.34	850,328.74	1,769,273,286.60	1,769,923,615.34	774,137,615.34		78 %		
Cash Revenue		995,786,000.00	69,723,971.08	238,743,693.85	1,461,455,950.41	0.00	1,769,923,615.34	850,328.74	1,769,273,286.60	1,769,923,615.34	774,137,615.34		78 %		
Non-Tax		995,786,000.00	69,447,692.59	238,469,489.86	1,287,068,946.34	0.00	1,594,986,130.60	0.00	1,594,986,130.60	1,594,986,130.60	800,656,130.60		60 %		
Interest on NG Deposits		4020221001	69,447,692.59	238,469,489.86	1,287,068,946.34	0.00	1,594,986,130.60	0.00	1,594,986,130.60	1,594,986,130.60	800,656,130.60		60 %		
Others		4020221099	276,278.50	274,204.17	174,387,002.07	0.00	174,937,484.74	650,328.74	174,287,158.00	174,937,484.74	173,481,484.74		11,815 %		
<b>TOTAL</b>		<b>995,786,000.00</b>	<b>69,723,971.08</b>	<b>238,743,693.85</b>	<b>1,461,455,950.41</b>	<b>0.00</b>	<b>1,769,923,615.34</b>	<b>850,328.74</b>	<b>1,769,273,286.60</b>	<b>1,769,923,615.34</b>	<b>774,137,615.34</b>		<b>78 %</b>		

Certified Correct:  
  
 VERDADERO LOLITA RAMIREZ  
 Date: 2019-07-30 15:00:42.0


Recommending Approval:  
  
 DEDAL MA. LOURDES VARGA  
 Date: 2019-07-30 16:11:48.0


Approved By:  
  
 BFL TRAN GIL SOTELO  
 Date: 2019-07-30 15:15:52.0


**QUARTERLY REPORT OF REVENUE AND OTHER RECEIPTS**  
As at the Quarter Ending September 30, 2019

Department : Department of Finance (DOF)  
 Agency : Office of the Secretary  
 Operating Unit : < not applicable >  
 Organization Code : 11 001 0000000  
 Fund Cluster : 07 - Trust Receipts

Classification/Sources of Revenue and Other Receipts	UACS CODE	REVENUE (Annual) per BESF	Actual Revenue and Other Receipts Collections							Cumulative Remittance/Deposits to Date			Variance		Remarks
			1st Quarter Ending March 31	2nd Quarter Ending June 30	3rd Quarter Ending Sept. 30	4th Quarter Ending Dec. 31	Total	Remittance to BTR	Deposited with AGDS	TOTAL	Amount	%			
Trust Receipts		0.00	325.00	0.00	0.00	0.00	0.00	8=(6+17)+9	325.00	0.00	325.00	325.00	325.00	0%	
Non-Revenue Collections/Other Receipts		0.00	325.00	0.00	0.00	0.00	0.00		325.00	0.00	325.00	325.00	325.00	0%	
Cash Receipts		0.00	325.00	0.00	0.00	0.00	0.00		325.00	0.00	325.00	325.00	325.00	0%	
Others		0.00	325.00	0.00	0.00	0.00	0.00		325.00	0.00	325.00	325.00	325.00	0%	
Advances to Officers and Employees	1990104000	0.00	325.00	0.00	0.00	0.00	0.00		325.00	0.00	325.00	325.00	325.00	0%	
<b>TOTAL</b>		0.00	325.00	0.00	0.00	0.00	0.00		325.00	0.00	325.00	325.00	325.00	0%	

Certified Correct:   
VERDADERO LOLITA RAMIREZ  
 Date: 2019-07-30 15:00:42.0

Recommending Approval:   
DEDAL MA LOURDES VARGA  
 Date: 2019-07-30 15:11:48.0

Approved By:   
BELTRAN GIL SOTELO  
 Date: 2019-07-30 15:15:52.0