




Department Of Finance
Central Office
Balance Sheet
As of July 31, 2014



Detailed
Regular Agency

ASSETS

Current Assets

Cash

Cash on Hand

Petty Cash Fund 434,999.50

Cash in National Treasury

Cash - National Treasury, Modified Disbursement System (MDS) 56,122,057.14

Cash in Banks - Local Currency

Cash in Bank - Local Currency, Current Account 100,844,663.23 157,401,719.87

Receivables

Receivable Accounts

Due from Officers and Employees 50,866.02

Advances to Officers and Employees 2,013,060.34 2,063,926.36

Inter - Agency Receivables

Due from NGAs 21,710,855.71

Due from GOCCs 4,733,962.50 26,444,818.21

Other Receivables

Receivables - Disallowances/Charges 2,261,813.60

Other Receivables 288,185.08 2,549,998.68 31,058,743.25

Inventories

Supplies

Office Supplies Inventory 10,630,761.58

Accountable Forms Inventory 72,976.73

Drugs and Medicine Inventory 125,397.28

Medical, Dental and Laboratory Supplies Inventory 1,767.54

Gasoline, Oil and Lubricants Inventory 14,235.00

Other Supplies Inventory 265,071.22



Department Of Finance
Central Office
Balance Sheet
As of July 31, 2014

**Detailed
Regular Agency**

| | | | |
|--|-----------------------|----------------------|----------------------|
| Spare Parts Inventory | <u>129,728.00</u> | | 11,239,937.35 |
| Prepayments | | | |
| Prepaid Insurance | | 263,077.04 | |
| Advances to Contractors | | 8,026,356.10 | |
| Other Prepaid Expenses | | <u>3,627,403.81</u> | <u>11,916,836.95</u> |
| | | | 211,617,237.42 |
| Investment | | | |
| Investment in Securities | | | |
| Investments in Stocks | | 3,500.00 | |
| Other Investments and Marketable Securities | | <u>279,244.40</u> | 282,744.40 |
| Property, Plant and Equipment | | | |
| Land and Land Improvements | | | |
| Land | | 329,268,352.72 | |
| Land Improvements | 11,072,300.00 | | |
| Less : Accumulated Depreciation - Land Improvements | <u>4,901,868.00</u> | 6,170,432.00 | |
| Electrification, Power and Energy Structures | 98,490.84 | | |
| Less : Accumulated Depreciation - Electrification, Power and Energy Structures | <u>40,627.49</u> | <u>57,863.35</u> | 335,496,648.07 |
| Buildings | | | |
| Office Buildings | 670,605,860.30 | | |
| Less : Accumulated Depreciation - Office Buildings | <u>238,322,955.24</u> | 432,282,905.06 | |
| Other Structures | 41,547,091.83 | | |
| Less : Accumulated Depreciation - Other Structures | <u>6,351,901.57</u> | <u>35,195,190.26</u> | 467,478,095.32 |
| Office Equipment, Furniture and Fixtures | | | |
| Office Equipment | 11,978,852.98 | | |
| Less : Accumulated Depreciation - Office Equipment | <u>10,697,511.46</u> | 1,281,341.52 | |
| Furniture and Fixtures | 29,645,575.91 | | |
| Less : Accumulated Depreciation - Furniture and Fixtures | <u>10,129,730.61</u> | 19,515,845.30 | |
| IT Equipment and Software | 204,776,411.27 | | |



Department Of Finance
Central Office
Balance Sheet
As of July 31, 2014

**Detailed
Regular Agency**

| | | | |
|--|-----------------------|-----------------------|------------------|
| Less : Accumulated Depreciation - IT Equipment | <u>113,577,691.98</u> | 91,198,719.29 | |
| Library Books | 1,563,805.65 | | |
| Less : Accumulated Depreciation - Library Books | <u>663,187.84</u> | <u>900,617.81</u> | 112,896,523.92 |
| Machineries and Equipment | | | |
| Communication Equipment | 4,181,071.99 | | |
| Less : Accumulated Depreciation - Communication Equipment | <u>2,273,237.20</u> | 1,907,834.79 | |
| Firefighting Equipment and Accessories | 50,514.40 | | |
| Less : Accumulated Depreciation - Firefighting Equipment and Accessories | <u>40,226.00</u> | 10,288.40 | |
| Medical, Dental and Laboratory Equipment | 541,590.00 | | |
| Less : Accumulated Depreciation - Medical, Dental and Laboratory Equipment | <u>204,659.87</u> | 336,930.13 | |
| Military and Police Equipment | 1,682,428.46 | | |
| Less : Accumulated Depreciation - Military and Police Equipment | <u>1,514,185.61</u> | 168,242.85 | |
| Sports Equipment | 6,950.00 | | |
| Less : Accumulated Depreciation - Sports Equipment | <u>5,976.57</u> | 973.43 | |
| Technical and Scientific Equipment | 3,301,979.50 | | |
| Less : Accumulated Depreciation - Technical and Scientific Equipment | <u>3,053,633.44</u> | 248,346.06 | |
| Other Machineries and Equipment | 7,104,308.70 | | |
| Less : Accumulated Depreciation - Other Machineries and Equipment | <u>2,519,197.06</u> | <u>4,585,111.64</u> | 7,257,727.30 |
| Transportation Equipment | | | |
| Motor Vehicles | 24,910,996.00 | | |
| Less : Accumulated Depreciation - Motor Vehicles | <u>15,538,906.82</u> | | 9,372,089.18 |
| Other Property, Plant and Equipment | | | |
| Other Property, Plant and Equipment | 12,164,092.11 | | |
| Less : Accumulated Depreciation - Other Property, Plant and Equipment | <u>10,823,027.81</u> | | 1,341,064.30 |
| Construction in Progress | | | |
| Agency Assets | | | |
| Construction in Progress - Agency Assets | | <u>173,319,860.94</u> | 1,107,162,009.03 |



Department Of Finance
Central Office
Balance Sheet
As of July 31, 2014

Detailed
Regular Agency

Other Assets

Other Assets

728,390.67

TOTAL ASSETS

1,319,790,381.52

LIABILITIES

Current Liabilities

Payable Accounts

Accounts Payable

6,583,487.70

Due to Officers and Employees

126,212.66

6,709,700.36

Inter - Agency Payables

Due to National Treasury

90,642.11

Due to BIR

5,062,989.87

Due to GSIS

2,709,622.93

Due to PAG-IBIG

309,422.48

Due to PHILHEALTH

233,402.39

Due to Other NGAs

1,387,370.47

Due to Other GOCCs

1,571,050.30

11,364,500.55

Intra - Agency Payables

Due to Central Office

957.14

Other Liability Accounts

Guaranty Deposits Payable

8,278,511.99

Performance/Bidders/Bail Bonds Payable

9,000.00

Other Payables

2,616,783.71

10,904,295.70

28,979,453.75

TOTAL LIABILITIES

28,979,453.75

EQUITY

Government Equity

Government Equity

1,290,810,927.77

TOTAL EQUITY

1,290,810,927.77

TOTAL LIABILITIES AND EQUITY

1,319,790,381.52

Date/Time Printed : October 27, 2014 02:19:49 PM

Page 4 of 5

Lolita R. Verdadero
LOLITA R. VERDADERO
Chief Accountant



Department Of Finance
Central Office
Balance Sheet
As of July 31, 2014

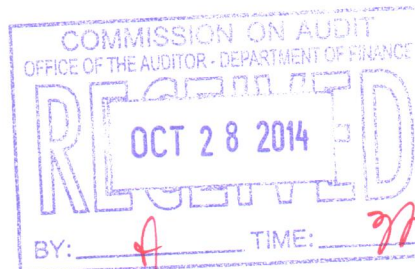
Detailed
Regular Agency

acty



Department Of Finance
Central Office
Statement of Income and Expenses
For the period ending July 31, 2014

Detailed
Regular Agency



| | | | |
|---|---------------|----------------|-----------------------|
| Income | | | |
| General Income Accounts | | | |
| Subsidy Income | | | |
| Subsidy Income from National Government | | 357,168,526.25 | |
| Other Income | | | |
| Miscellaneous Income | | 96,000.00 | 357,264,526.25 |
| Gross Income | | | <u>357,264,526.25</u> |
| Less: Expenses | | | |
| Personal Services | | | |
| Salaries and Wages | | | |
| Salaries and Wages - Regular | 86,728,085.37 | | |
| Salaries and Wages - Contractual | 345,654.09 | 87,073,739.46 | |
| Other Compensation | | | |
| Personnel Economic Relief Allowance (PERA) | 5,044,540.36 | | |
| Representation Allowance (RA) | 4,163,875.00 | | |
| Transportation Allowance (TA) | 3,051,875.00 | | |
| Clothing/Uniform Allowance | 1,287,500.00 | | |
| Subsistence, Laundry and Quarter Allowance | 13,888.60 | | |
| Productivity Incentive Allowance | 542,000.00 | | |
| Honoraria | 86,915.27 | | |
| Hazard Pay | 79,161.25 | | |
| Overtime and Night Pay | 306,236.21 | | |
| Cash Gift | 712,500.00 | | |
| Year End Bonus | 4,753,350.50 | 20,041,842.19 | |
| Personnel Benefits Contributions | | | |
| Life and Retirement Insurance Contributions | 10,427,654.11 | | |
| PAG-IBIG Contributions | 256,000.00 | | |



Department Of Finance
Central Office
Statement of Income and Expenses
For the period ending July 31, 2014

**Detailed
Regular Agency**

| | | | |
|--|----------------------|---------------------|----------------|
| PHILHEALTH Contributions | 706,375.00 | | |
| ECC Contributions | <u>257,540.50</u> | 11,647,569.61 | |
| Other Personnel Benefits | | | |
| Terminal Leave Benefits | 1,528,026.10 | | |
| Other Personnel Benefits | <u>289,000.00</u> | <u>1,817,026.10</u> | 120,580,177.36 |
| Maintenance and Other Operating Expenses | | | |
| Travelling Expenses | | | |
| Travelling Expenses - Local | 1,390,200.20 | | |
| Travelling Expenses - Foreign | <u>5,317,633.65</u> | 6,707,833.85 | |
| Training and Scholarship Expenses | | | |
| Training Expenses | | 1,893,771.48 | |
| Supplies and Material Expenses | | | |
| Office Supplies Expenses | 3,342,580.80 | | |
| Accountable Forms Expenses | 85,178.00 | | |
| Drugs and Medicines Expenses | 171,027.00 | | |
| Medical, Dental and Laboratory Supplies Expenses | 18,670.00 | | |
| Gasoline, Oil and Lubricants Expenses | 649,169.35 | | |
| Other Supplies Expenses | <u>5,207,883.65</u> | 9,474,508.80 | |
| Utility Expenses | | | |
| Water Expenses | 1,806,772.23 | | |
| Electricity Expenses | <u>13,712,307.65</u> | 15,519,079.88 | |
| Communication Expenses | | | |
| Postage and Deliveries | 219,985.00 | | |
| Telephone Expenses - Landline | 962,385.20 | | |
| Telephone Expenses - Mobile | 899,777.10 | | |
| Internet Expenses | <u>1,532,160.00</u> | 3,614,307.30 | |
| Advertising Expenses | | | |



Department Of Finance
Central Office
Statement of Income and Expenses
For the period ending July 31, 2014

| | | Detailed Regular Agency |
|---|---------------------|----------------------------|
| Advertising Expenses | | 867,549.66 |
| Printing and Binding Expenses | | |
| Printing and Binding Expenses | | 56,744.00 |
| Rent Expenses | | |
| Rent Expenses | | 25,719,649.69 |
| Representation Expenses | | |
| Representation Expenses | | 1,400,576.62 |
| Subscriptions Expenses | | |
| Subscriptions Expenses | | 400,607.00 |
| Professional Services | | |
| Legal Services | 6,950.00 | |
| Consultancy Services | 4,271,326.85 | |
| Janitorial Services | 1,221,175.01 | |
| Security Services | 1,931,349.60 | |
| Other Professional Services | <u>5,028,128.07</u> | 12,458,929.53 |
| Repair and Maintenance | | |
| Buildings | | |
| Repairs and Maintenance - Office Buildings | 3,667,334.46 | |
| Office Equipment, Furniture and Fixtures | | |
| Repairs and Maintenance - Office Equipment | 5,645.00 | |
| Repairs and Maintenance - IT Equipment and Software | <u>361,020.00</u> | 366,665.00 |
| Transportation Equipment | | |
| Repairs and Maintenance - Motor Vehicles | <u>376,887.95</u> | 4,410,887.41 |
| Confidential, Intelligence, Extraordinary and Misc Expenses | | |
| Extraordinary Expenses | 652,921.76 | |
| Miscellaneous Expenses | <u>791,795.52</u> | 1,444,717.28 |
| Taxes, Insurance Premiums and Other Fees | | |



Department Of Finance
Central Office
Statement of Income and Expenses
For the period ending July 31, 2014

**Detailed
Regular Agency**

| | | | |
|---|-------------------|----------------------|----------------|
| Taxes, Duties and Licenses | | 593,947.32 | |
| Fidelity Bond Premiums | | 2,121.00 | |
| Insurance Expenses | | <u>704,935.41</u> | 1,301,003.73 |
| Non-Cash Expenses | | | |
| Depreciation | | | |
| Land Improvements | | | |
| Depreciation - Land Improvements | | 47,055.75 | |
| Buildings | | | |
| Depreciation - Office Buildings | 11,946,343.78 | | |
| Depreciation - Other Structures | <u>411,077.11</u> | 12,357,420.89 | |
| Office Equipment - Furniture and Fixtures | | | |
| Depreciation - Office Equipment | 33,989.46 | | |
| Depreciation - Furniture and Fixtures | 427,706.41 | | |
| Depreciation - IT Equipment | 13,977,327.38 | | |
| Depreciation - Library Books | <u>43,989.81</u> | 14,483,013.06 | |
| Machineries and Equipment | | | |
| Depreciation - Communication Equipment | 154,891.00 | | |
| Depreciation - Firefighting Equipment and Accessories | 705.04 | | |
| Depreciation - Medical, Dental and Laboratory Equipment | 18,768.33 | | |
| Depreciation - Other Machineries and Equipment | <u>293,014.35</u> | 467,378.72 | |
| Transportation Equipment | | | |
| Depreciation - Motor Vehicles | | 1,536,005.17 | |
| Other Property, Plant and Equipment | | | |
| Depreciation - Other Property, Plant and Equipment | | <u>8,904.00</u> | 28,899,777.59 |
| Other Maintenance and Other Operating Expenses | | | |
| Other Maintenance and Other Operating Expenses | | <u>15,141,209.95</u> | 129,311,153.77 |
| Financial Expenses | | | |



Department Of Finance
Central Office
Statement of Income and Expenses
For the period ending July 31, 2014


Detailed
Regular Agency

| | |
|--------------------------|-----------------------|
| Bank Charges | <u>1,116.46</u> |
| Total Operating Expenses | <u>249,892,447.59</u> |
| Net Income (Loss) | <u>107,372,078.66</u> |

Lolita R. Verdadero
LOLITA R. VERDADERO
Chief Accountant



Department Of Finance
Central Office
Statement of Cash Flows
Period Ended July 01, 2014 To July 31, 2014



Regular Agency

Cash Flow from Operating Activities :

Cash Inflows :

| | |
|---|------------------|
| Other Manual Transactions | 927,478.00 |
| Collection of Overpayment of Personal Services Billed | 51,166.15 |
| Collection of Receivables | 41,885.57 |
| Receipt of Notice of Cash Allocation (NCA) | 80,574,068.00 |
| Refund of unutilized cash advance | 2,554.00 |
| Set-up Payables for Various Expenses/Expenditures | <u>15,000.00</u> |

Total Cash Inflows :

81,612,151.72

Cash OutFlows :

| | |
|---|-----------------------|
| Other Manual Transactions | (15,165.00) |
| Deposit of collections - current years expenses | (95,839.72) |
| Payment for Payable Accounts | (19,612,602.44) |
| Remittance of Authorized Deduction Withheld on Employees (Employee Share) | (3,740,332.75) |
| Remittance of Mandatory Deductions - Employer's Share | <u>(1,807,374.80)</u> |

Total Cash Outflows :

(25,271,314.71)

Cash Provided by Operating Activities

56,340,837.01

Cash Provided by Investing Activities

0.00

Cash Provided by Financing Activities

0.00

Total Cash provided by Operating, Investing, Financing Activities

56,340,837.01

Add : Cash Balance Beginning Jul 1 2014

101,060,882.86

Cash Balance Ending Jul 31 2014

157,401,719.87

Lolita R. Verdadero
LOLITA R. VERDADERO
Chief Accountant



Department Of Finance
Central Office
Statement of Government Equity
As of July 31, 2014

Regular Agency

| | | |
|--------------------------------------|------------------------|-------------------------|
| Government Equity, beginning balance | | 1,220,134,522.78 |
| Add: Retained Operating Surplus | | |
| Current Operations | 107,372,078.66 | |
| Adjustment of Prior Years | <u>(36,695,673.67)</u> | <u>70,676,404.99</u> |
| Total | | 1,290,810,927.77 |
| Other Adjustments | | |
| Government Equity, End | | |

Lolita R. Verdadero
LOLITA R. VERDADERO
Chief Accountant

