

CY 2013 FINANCIAL PLAN
(In Thousand Pesos)

BED NO. 1

Department/Agency : Department of Finance -Office of the Secretary

PROGRAMS/ACTIVITIES /PROJECTS (P/A/P) / MAJOR FINAL OUTPUTS (MFO)/ FUND SOURCE	P/A/P CODE	PREVIOUS YEAR	CURRENT YEAR - CY 2013														
		(CY 2012) OBLIGATIONS	BUDGETARY ALLOCATION				OBLIGATION PROGRAM										
		ACTUAL	Per NEP or GAA				NOT NEEDING CLEARANCE					NEEDING CLEARANCE					TOTAL
		Jan.- Dec.31	PS	MOOE	CO	TOTAL	Q1	Q2	Q3	Q4	Total	Q1	Q2	Q3	Q4	Total	
(1)	(2)	(3)	(4)				(5)					(6)					(7)=5+6
I. Current Year Budget																	
General Administration and Support																	
General Administration and Support Services	I.a.1	132,499	74,478	103,188	2,246	179,912	43,784	47,266	43,281	45,581	179,912	-	-	-	-	-	179,912
GASS		98,198	52,988	80,685	2,246	135,919	33,185	35,712	32,772	34,250	135,919						135,919
						-											-
GASS people w/ Direct Functions A.I.a.I (ILO)																	-
MFO 1 Fiscal Policies (Domestic and International) Plans and Programs		11,665	7,301	10,116		17,417	4,219	4,543	4,188	4,467	17,417						17,417
MFO 3 Policies, Plans and Programs for Domestic Financial and Capital Market Development		3,889				-					-						-
																	-
GASS people w/ Direct Functions A.I.a.I (RIPS)																	-
MFO 2 Anti-corruption in Public Finance Management and Exercise of Regulatory Power		16,070	14,189	12,387		26,576	6,380	7,011	6,321	6,864	26,576						26,576
						-											-
Share of Usec's and staff from PS A.I.a.1 GASS																	-
MFO 1 Fiscal Policies (Domestic and International) Plans and Programs		1,196				-					-						-
MFO 2 Anti-corruption in Public Finance Management and Exercise of Regulatory Power		446				-					-						-
MFO 3 Policies, Plans and Programs for Domestic Financial and Capital Market Development		214				-					-						-
MFO 4 Policies, Plans and Programs for Public Sector Debt Management		179				-					-						-
MFO 5 Policies, Plans & Programs for the Government Corporate Sector As Well As Other Government Assets		464				-	-	-	-	-	-						-
						-					-						-
MFO 6 Administration of Locally-sourced and ODA Funds for LGUS		178				-	-	-	-	-	-						-
																	-
Support to Operations		6,250	4,789	3,228	-	8,017	1,674	1,852	1,664	1,827	7,017	-	1,000	-	-	1,000	8,017
Legal Services	II.a.1	6,250	4,789	2,228		7,017	1,674	1,852	1,664	1,827	7,017					-	7,017
																-	-
Confidential Activities	II.b.1			1,000		1,000					-		1,000			1,000	1,000
						-					-					-	-

PROGRAMS/ACTIVITIES /PROJECTS (P/A/P) / MAJOR FINAL OUTPUTS (MFO)/ FUND SOURCE	P/A/P CODE	PREVIOUS YEAR	CURRENT YEAR - CY 2013															
		(CY 2012) OBLIGATIONS	BUDGETARY ALLOCATION				OBLIGATION PROGRAM											
			ACTUAL	Per NEP or GAA				NOT NEEDING CLEARANCE					NEEDING CLEARANCE					TOTAL
				Jan.- Dec.31	PS	MOOE	CO	TOTAL	Q1	Q2	Q3	Q4	Total	Q1	Q2	Q3	Q4	
(1)	(2)	(3)	(4)				(5)					(6)					(7)=5+6	
Operations	III.a.1	171,320	112,332	108,093	54	220,479	53,198	57,838	53,052	56,391	220,479	-		-	-		220,479	
National Finance Services						-					-					-	-	
Financial and fiscal planning and programming						-					-					-	-	
MFO 1 Fiscal Policies (Domestic and International) Plans and Programs	III.a.2	14,756	9,814	7,249		17,063	4,081	4,524	4,038	4,420	17,063					-	17,063	
MFO 3 Policies, Plans and Programs for Domestic Financial and Capital Market Development			2,108	1,402	1,036	2,438	583	647	577	631	2,438					-	2,438	
Consolidation, analysis, generation of reports, planning and programming/project formulation on revenue statistics						-					-					-	-	
MFO 1 Fiscal Policies (Domestic and International) Plans and Programs	III.a.3	2,472	2,111	222		2,333	545	636	536	616	2,333					-	2,333	
Interpretation and implementation of internal revenue and customs laws						-					-					-	-	
MFO 1 Fiscal Policies (Domestic and International) Plans and Programs			22,874	18,320	9,553		27,873	6,628	7,435	6,555	7,255	27,873					-	27,873
International Finance Services	III.b.1					-					-					-	-	
Preparation of inputs of financial and economic policies of international development						-					-					-	-	
MFO 1 Fiscal Policies (Domestic and International) Plans and Programs			29,323	7,238	34,401		41,639	10,277	10,594	10,246	10,522	41,639					-	41,639
MFO 3 Policies, Plans and Programs for Domestic Financial and Capital Market Development	III.b.2	7,331	1,809	8,600		10,409	2,569	2,648	2,562	2,630	10,409					-	10,409	
International finance operations						-					-					-	-	
MFO 1 Fiscal Policies (Domestic and International) Plans and Programs			449	275	258		533	129	140	127	137	533					-	533
MFO 3 Policies, Plans and Programs for Domestic Financial and Capital Market Development		449	275	258		533	129	140	127	137	533					-	533	
MFO 4 Policies, Plans and Programs for Public Sector Debt Management		7,185	4,391	4,132		8,523	2,049	2,243	2,032	2,199	8,523					-	8,523	
MFO 5 Policies, Plans & Programs for the Government Corporate Sector As Well As Other Government		449	274	258		532	128	140	127	137	532					-	532	

PROGRAMS/ACTIVITIES /PROJECTS (P/A/P) / MAJOR FINAL OUTPUTS (MFO)/ FUND SOURCE	P/A/P CODE	PREVIOUS YEAR	CURRENT YEAR - CY 2013															
		(CY 2012) OBLIGATIONS	BUDGETARY ALLOCATION				OBLIGATION PROGRAM											
			ACTUAL	Per NEP or GAA				NOT NEEDING CLEARANCE					NEEDING CLEARANCE					TOTAL
				Jan.- Dec.31	PS	MOOE	CO	TOTAL	Q1	Q2	Q3	Q4	Total	Q1	Q2	Q3	Q4	
(1)	(2)	(3)	(4)				(5)					(6)					(7)=5+6	
Assets	III.c.1					-					-					-	-	
MFO 6 Administration of Locally-sourced and ODA Funds for LGUS		449	274	259		533	128	141	127	137	533					-	533	
Corporate Affairs Services						-					-					-	-	
Monitoring, performance evaluation and coordination of the government corporate sector						-					-					-	-	
						-					-					-	-	
MFO 1 Fiscal Policies (Domestic and International) Plans and Programs		4,971	3,628	3,052		6,680	1,604	1,759	1,591	1,726	6,680					-	6,680	
						-					-					-	-	
MFO 3 Policies, Plans and Programs for Domestic Financial and Capital Market Development		828	604	509		1,113	268	293	265	287	1,113					-	1,113	
						-					-					-	-	
MFO 4 Policies, Plans and Programs for Public Sector Debt Management		4,142	3,023	2,543		5,566	1,337	1,466	1,326	1,437	5,566					-	5,566	
					-					-					-	-		
MFO 5 Policies, Plans & Programs for the Government Corporate Sector As Well As Other Government Assets	10,770	7,860	6,613		14,473	3,476	3,811	3,446	3,740	14,473					-	14,473		
					-					-					-	-		
					-					-					-	-		
Operation of One-Stop Shop Inter-Agency Tax Credit and Duty Draw-Back Center	III.d					-					-					-	-	
						-					-					-	-	
MFO 1 Fiscal Policies (Domestic and International) Plans and Programs		32,242	23,702	2,109		25,811	6,009	7,086	5,900	6,816	25,811					-	25,811	
					-					-					-	-		
Operation of Coordination Activities with Asian Development Bank	III.e					-					-					-	-	
						-					-					-	-	
						-					-					-	-	
MFO 4 Policies, Plans and Programs for Public Sector Debt Management		252	200	25		225	57	56	56	56	225					-	225	
National Credit Council Secretariat	III.f					-					-					-	-	
						-					-					-	-	
MFO 3 Policies, Plans and Programs for Domestic Financial and Capital Market Development		734		903		903	226	226	226	225	903					-	903	
					-					-					-	-		
Management Information System Office (MISO) Support to Operations	III.g	486		516		516	129	129	129	129	516					-	516	
						-					-					-	-	
						-					-					-	-	
Municipal Development Fund Office (MDFO) Executive Order No. 41 dated November 20, 1998	III.h					-					-					-	-	
						-					-					-	-	
						-					-					-	-	
MFO 6 Administration of Locally-sourced and ODA Funds for LGUS		15,283	12,369	4,456		16,825	3,983	4,507	3,938	4,397	16,825					-	16,825	
						-					-					-	-	
Central Management Information Office (EO NO. 259						-					-					-	-	

PROGRAMS/ACTIVITIES /PROJECTS (P/A/P) / MAJOR FINAL OUTPUTS (MFO)/ FUND SOURCE	P/A/P CODE	PREVIOUS YEAR (CY 2012) OBLIGATIONS	CURRENT YEAR - CY 2013															
			BUDGETARY ALLOCATION				OBLIGATION PROGRAM											
		ACTUAL Jan.- Dec.31	Per NEP or GAA				NOT NEEDING CLEARANCE					NEEDING CLEARANCE					TOTAL	
			PS	MOOE	CO	TOTAL	Q1	Q2	Q3	Q4	Total	Q1	Q2	Q3	Q4	Total		
(1)	(2)	(3)	(4)				(5)					(6)					(7)=5+6	
dated June 24, 2000) Direct Central Management Information Office - Intel MFO 2 Anti-corruption in Public Finance Management and Exercise of Regulatory Power Indirect Central Management Information Office - IT Privatization Council MFO 5 Policies, Plans & Programs for the Government Corporate Sector As Well As Other Government Assets Operationalization of the Property Valuation Office MFO 1 Fiscal Policies (Domestic and International) Plans and Programs TOTAL PROGRAMS OTHER RELEASES AFAS ADB PDF Terminal Leave Additional Uniform/Clothing Allowance Performance Enhancement Incentives (PEI) 3RD/4th Tranche SSL III Total Locally-Funded Projects (OSEC) Refund of Service Development Fee for the Right to Develop the Nampedai Property in Tokyo, Japan GRANT FUNDS (Fund 171) <i>Current Appropriation</i> JFPR PH 9118 <i>Continuing Appropriation</i> NPGA-CVF-2 NPGA JFPR PH 9118	III.i										-					-	-	
																	-	-
			2,208	4,024	3,427		7,451	1,786	1,972	1,927	1,766	7,451					-	7,451
			11,505	4,918	16,959	54	21,931	5,431	5,602	5,550	5,348	21,931					-	21,931
																	-	-
		III.j					-					-					-	-
			54		645		645	162	161	161	161	645					-	645
							-					-					-	-
																	-	-
		III.k																
				5,821	110		5,931	1,484	1,482	1,483	1,482	5,931						5,931
							-					-					-	-
			310,069	191,599	214,509	2,300	408,408	98,656	106,956	97,997	103,799	407,408	-	1,000	-	-	1,000	408,408
			2,268															
			328,248															
			8,093															
			2,800															
		372																
		1,870																
		25,720																
		369,371																
						-					-					-	-	
				210,579		210,579							210,579			210,579		
		6,302																
		6,302		205		205	205				205							
		90,406																
		65,346																
		24,792																
		268		29		29	29				29							

PROGRAMS/ACTIVITIES /PROJECTS (P/A/P) / MAJOR FINAL OUTPUTS (MFO)/ FUND SOURCE	P/A/P CODE	PREVIOUS YEAR	CURRENT YEAR - CY 2013														
		(CY 2012) OBLIGATIONS	BUDGETARY ALLOCATION				OBLIGATION PROGRAM										
							NOT NEEDING CLEARANCE					NEEDING CLEARANCE					TOTAL
			ACTUAL	PS	MOOE	CO	TOTAL	Q1	Q2	Q3	Q4	Total	Q1	Q2	Q3	Q4	
Jan.- Dec.31																	
(1)	(2)	(3)	(4)				(5)					(6)					(7)=5+6
Total Grants Fund 171	B.II.d	96,708		234		234	234				234						
Locally-Funded Projects																	
Performance Based Grand System (Cont. Appro)		104,253															
Foreign-Assisted Projects (MDFO)																	
Health Sector Reform Agenda (HSRA)																	
Peso Counterpart		B.I.a	21,422														
LoanProceeds																	
Integrated Coastal Resource Management																	
Project (ADB 2311 PHI)		B.1.b	18,975														
Mindanao Rural Development Program - APLII																	
Loans Proceeds		B.I.c	664,085														
Laguna de Bay Institutional Strengthening and																	
Community Participation Project (LISCOP)		B.I.d	485,000														
Second Agrarian Reform Communities Project			1,210,883														
Transfer of Appropriation from DAR to DOF-MDFO																	
Total Local & Foreign-Assisted Projects (MDFO)		2,504,618	-	-	-	-	-	-	-	-	-	-	-	-	-	-	
Total OSEC & MDFO Grants/ FAPs		2,601,326	-	234	-	234	234	-	-	-	234	-	-	-	-	-	
II. Continuing Appropriation				32,555	14,041	46,596		32,079	11,917	2,600	46,596					46,596	
CY 2012 Unreleased Appropriation						-					-					-	
* 1,000 Confidential Activities Unreleased Appro.																	
CY 2011 Unobligated Allotment		21,462	-	-	-	-	-	-	-	-	-	-	-	-	-	-	
Regular Fund		21,460															
Public-Private Partnership Capacity Building Projects		2															
III. Automatic Appropriation		16,094	17,704	-	-	17,704	4,426	4,426	4,426	4,426	17,704	-	-	-	-	17,704	
RLIP		13,307	17,704			17,704	4,426	4,426	4,426	4,426	17,704					17,704	
RLIP (SARO)		2,787															
TOTAL		3,318,322	209,303	457,877	16,341	683,521	103,316	143,461	114,340	110,825	471,942	-	211,579	-	-	211,579	
GASS		131,308	58,028	100,917	3,273	162,218	35,512	49,311	39,302	38,093	162,218					162,218	
Support to Operations		22,304	10,628	21,121	12,354	44,103	9,436	13,102	10,443	10,122	43,103		1,000			44,103	

PROGRAMS/ACTIVITIES /PROJECTS (P/A/P) / MAJOR FINAL OUTPUTS (MFO)/ FUND SOURCE	P/A/P CODE	PREVIOUS YEAR (CY 2012) OBLIGATIONS	CURRENT YEAR - CY 2013														
			BUDGETARY ALLOCATION				OBLIGATION PROGRAM										
		ACTUAL Jan.- Dec.31	Per NEP or GAA				NOT NEEDING CLEARANCE					NEEDING CLEARANCE					TOTAL
			PS	MOOE	CO	TOTAL	Q1	Q2	Q3	Q4	Total	Q1	Q2	Q3	Q4	Total	
(1)	(2)	(3)	(4)				(5)					(6)					(7)=5+6
Recapitulation by MFO:																	
MFO 1 Fiscal Policies (Domestic and International) Plans and Programs		558,734	85,123	72,788		157,911	34,569	48,002	38,258	37,082	157,911					-	157,911
MFO 2 Anti-corruption in Public Finance Management and Exercise of Regulatory Power		22,668	19,980	18,780	714	39,474	8,641	11,999	9,564	9,270	39,474					-	39,474
MFO 3 Policies, Plans and Programs for Domestic Financial and Capital Market Development		31,729	4,482	12,575		17,057	3,734	5,185	4,133	4,005	17,057					-	17,057
MFO 4 Policies, Plans and Programs for Public Sector Debt Management		13,685	8,323	6,844		15,167	3,320	4,610	3,675	3,562	15,167					-	15,167
MFO 5 Policies, Plans & Programs for the Government Corporate Sector As Well As Other Government Assets		13,971	8,906	9,384		18,290	4,004	5,560	4,431	4,295	18,290					-	18,290
MFO 6 Administration of Locally-sourced and ODA Funds for LGUs		19,303	13,833	4,889		18,722	4,099	5,691	4,536	4,396	18,722					-	18,722
Unlinked/Reformatted activity				210,579		210,579							210,579			210,579	210,579
Projects:		2,504,620															

Prepared by:


MA. LOURDES V. DEDAL

Dir. IV, Central Financial Management Office

Date:



Recommended By:


GIL S. BELTRAN

Undersecretary

Date:

CY 2013 PHYSICAL PLAN

Department/Agency : Department of Finance -Office of the Secretary

BED No. 2

MAJOR FINAL OUTPUTS (MFOs) /PROGRAMS, ACTIVITIES, and PROJECTS (PAPs)	PERFORMANCE INDICATORS (PIs)	PREVIOUS YEAR ACCOMPLISHMENTS (CY2012)	CY 2013 PHYSICAL TARGET	CY 2013 QUARTERLY PHYSICAL TARGETS			
		ACTUAL Jan. 1 - Dec. 31, 2012		1st	2nd	3rd	4th
1	2	3	4	5			
MFO 1 Fiscal Policies (Domestic and International) plans and programs	1 Tax revenue as a percentage of GDP	12.90% (Average- Full Year)	13.50%		Quarterly GDP targets not available		
MFO 2 Anti-corruption in public Finance Management and Exercise of Regulatory Power	1 Number of persons investigated	72	60	15	17	17	11
	2 Number of persons charged	31	30	7	9	9	5
MFO 3 Policies, Plans and Programs for Domestic Financial and Capital Market Development	1 Enabling environment for capital market development	1	1		no quarterly targets		1
	2 Enabling environment for microfinance		project ended in 2012 submitted new sets of indicators				
	3 Delivery of credit programs rationalized						
	4 Higher level of private sector participation in the delivery of financial services	1					1
	Suggested indicators for 2013						
	2 Framework on the Establishment of Movable Collateral Registry		1	ongoing	Project completed as of 7 June 2013	Project completed as of 7 June 2013	Project completed as of 7 June 2013
	3 Implementing Guidelines for Alternative dispute resolution on Microinsurance		1	ongoing	ongoing	ongoing	Guidelines to be issued end of December

MFO 4 Policies, Plans and Programs for Public Sector Debt Management	1 NG Debt % of GDP	51.40%	48.57%	data not available*	data not available*	data not available*	48.57%**
MFO 5 Policies, Plans and Programs for the Government Corporate Sector As Well As Other Government Assets (in million pesos)	1 Dividend remittance from GOCC	P 24,859 (Preliminary Report)	P 5,500				P 5,500
	2 Proceeds from Privatization	P 20,047.9	P 2,000				P 2,000
MFO 6 Administration of Locally-sourced and ODA Funds for LGUs	1 Repayment Rate	93%	90%	90%	90%	90%	90%
	2 No. of LGUs which have availed of ODA & SCF funds	151	301	111	70	65	55

* Indicator is based on annual GDP and annual total NG debt. Data only available at the end of every year.

** Compliance to be determined once official figures will be released

Prepared by:


MA. LOURDES V. DEDAL

Dir. IV, Central Financial Management Office

Date:



Recommended By:



GIL S. BELTRAN
Undersecretary

Date:

BED NO. 2-A

KEY RESULTS AREA (KRA)	MAJOR PROGRAMS/ PROJECTS	DESCRIPTION OF PROGRAM/PROJECT OBJECTIVES	PREVIOUS YEAR ACCOMPLISHMENTS (CY2012)	CY 2013 TARGETS/ MILESTONES	CY 2013 Quarterly Taregts/Milestones				REMARKS
			ACTUAL Jan. 1 - Dec. 31, 2012		1st	2nd	3rd	4th	
1	2	3	4	5	6				7
a) Transparent, accountable, and participatory governance	Improve efficiency of investigation by increasing number of leads and shortening period of investigation	Anti-Corruption in public finance management & exercise of regulatory power (Quantity) Indicators: 1. Number of personnel investigated 2. Number of personnel charged	72 31	60 30	15 7	17 9	17 9	11 5	

by: 
MA. LOURDES V. PEDAL

Ar

Commended By: 
GIL S. BELTRAN

Date:

CY 2013 FINANCIAL PLAN of Major Programs and Projects
(In Thousand Pesos)

BED NO. 1-A

Department/Agency : Department of Finance -Office of the Secretary

PROGRAMS/ACTIVITIES /PROJECTS (P/A/P) / MAJOR FINAL OUTPUTS (MFO)/ FUND SOURCE	P/A/P CODE	PREVIOUS YEAR (CY 2012) OBLIGATIONS	CURRENT YEAR - CY 2013														
			BUDGETARY ALLOCATION Per NEP or GAA				OBLIGATION PROGRAM										
		ACTUAL Jan.- Dec 31					NOT NEEDING CLEARANCE					NEEDING CLEARANCE					TOTAL
			PS	MOOE	CO	TOTAL	Q1	Q2	Q3	Q4	Total	Q1	Q2	Q3	Q4	Total	
(1)	(2)	(3)	(4)				(5)					(6)					(7)=5+6
OF WHICH Key or Major Orogams/Projects																	
1. Anti-Corruption, Transparent, Accountable and Participatory Governance Revenue Integrity Protection Service / CMIO Intel Improve efficiency of Investigation by increasing no. of leads & shortening period of investigation. PI: Number of persons investigated Number of persons charged RIPS	I.a.1	18,716	15,561	12,387		27,948	6,723	7,354	6,664	7,207	27,948					-	27,948
						-					-					-	-
						-					-					-	-
						-					-					-	-
						-					-					-	-
						-					-					-	-
TOTAL		18,716	15,561	12,387	-	27,948	6,723	7,354	6,664	7,207	27,948	-	-	-	-	-	27,948

Prepared by:

MA. LOURDES V. DEDAL
Dir. IV, Central Financial Management Office
Date:


Recommended By:

GIL S. BELTRAN
Undersecretary
Date:

CY 2013 FINANCIAL PLAN
(In Thousand Pesos)




BED NO. 1



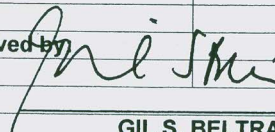
Department/Agency : Department of Finance -Office of the Secretary

PROGRAMS/ACTIVITIES /PROJECTS (P/A/P) / MAJOR FINAL OUTPUTS (MFO)/ FUND SOURCE	P/A/P CODE	PREVIOUS YEAR	CURRENT YEAR - CY 2013														
		(CY 2012) OBLIGATIONS	BUDGETARY ALLOCATION				OBLIGATION PROGRAM										
		ACTUAL	Per NEP or GAA				NOT NEEDING CLEARANCE					NEEDING CLEARANCE					TOTAL
		Jan.- Dec.31	PS	MOOE	CO	TOTAL	Q1	Q2	Q3	Q4	Total	Q1	Q2	Q3	Q4	Total	
(1)	(2)	(3)	(4)				(5)					(6)					(7)=5+6
I. Current Year Budget																	
General Administration and Support																	
General Administration and Support Services	I.a.1	132,499	74,478	103,188	2,246	179,912	43,784	47,266	43,281	45,581	179,912	-	-	-	-	179,912	
GASS		98,198	52,988	80,685	2,246	135,919	33,185	35,712	32,772	34,250	135,919					135,919	
GASS people w/ Direct Functions A.I.a.I (ILO)																	
MFO 1 Fiscal Policies (Domestic and International)		11,665	7,301	10,116		17,417	4,219	4,543	4,188	4,467	17,417					17,417	
Plans and Programs						-										-	
MFO 3 Policies, Plans and Programs for Domestic		3,889														-	
Financial and Capital Market Development						-										-	
GASS people w/ Direct Functions A.I.a.I (RIPS)																	
MFO 2 Anti-corruption in Public Finance Management		16,070	14,189	12,387		26,576	6,380	7,011	6,321	6,864	26,576					26,576	
and Exercise of Regulatory Power						-										-	
Share of Usec's and staff from PS A.I.a.1 GASS																	
MFO 1 Fiscal Policies (Domestic and International)		1,196				-					-					-	
Plans and Programs						-					-					-	
MFO 2 Anti-corruption in Public Finance Management		446				-					-					-	
and Exercise of Regulatory Power						-					-					-	
MFO 3 Policies, Plans and Programs for Domestic		214				-					-					-	
Financial and Capital Market Development						-					-					-	
MFO 4 Policies, Plans and Programs for Public		179				-					-					-	
Sector Debt Management						-					-					-	
MFO 5 Policies, Plans & Programs for the Government		464				-	-	-	-	-	-					-	
Corporate Sector As Well As Other Government						-					-					-	
Assets						-					-					-	
MFO 6 Administration of Locally-sourced and ODA		178				-	-	-	-	-	-					-	
Funds for LGUS						-					-					-	
Support to Operations		6,250	4,789	3,228	-	8,017	1,674	1,852	1,664	1,827	7,017	-	1,000	-	-	1,000	
Legal Services	II.a.1	6,250	4,789	2,228		7,017	1,674	1,852	1,664	1,827	7,017					7,017	
Confidential Activities	II.b.1			1,000		1,000							1,000			1,000	
						-					-					-	

Department of Finance - Office of the Secretary
Physical Report of Operations
As of March 31, 2013



Key Result Areas (5 Priority Areas of Spending)				MFO	Targets		Actual	Percentage (%) of Accomplishment	Reason for Under/Over Performance (Variance)	Catch-Up Plan / Strategy for the Second Semester FY 2013
Major Programs / Projects (MPP)					FY 2013 (Annual)	For the period Jan-Mar 2013				
(1)					(2)	(3)	(4)	(5) = (4/3)	(6)	(7)
OF WHICH										
I.	Anti-Corruption, Transparent, Accountable and Participatory Governance									
	MPP 1	Fiscal policies (Domestic and International) plans and programs		MFO 1						
		Performance Indicator								
		1. Tax Revenue as percentage of GDP			13.50%	none	11.90%	N.A.	Efficient collection efforts by the BIR, BOC and other offices.	
	MPP 2	Anti-Corruption in public finance management and exercise of regulatory power		MFO 2						
		Performance Indicator								
		1. Number of persons investigated			60	15	19	126%	increased number of sources of leads, increased funding & capacity building activities thru MCC grant; change in leadership	secure more budget, complete hiring & more capacity building activities
		2. Number of persons charged			30	7	5	71%		
	MPP 3	Policies, plans and programs for domestic financial and capital market development		MFO 3						
		Performance Indicator								
		1. Enabling environment for capital market development			1	0	2	N.A (no quarterly targets)		
		2. Enabling environment for Microfinance			project ended in 2012; submitted new sets of indicators					
		3. Delivery of credit programs rationalized								
		4. Higher level of private sector participation in the delivery of financial services.								
		(subsumed under indicators 2 and 3)								

Key Result Areas (5 Priority Areas of Spending)			MFO	Targets		Actual	Percentage (%) of Accomplishment	Reason for Under / Over Performance (Variance)	Catch-Up Plan / Strategy for the Second Semester, FY 2013
Major Programs / Projects (MPP)				FY 2013 (Annual)	For the period Jan-Mar 2013				
(1)			(2)	(3)	(4)	(5) = (4/3)	(6)	(7)	
		Suggested indicators for 2013							
	2.	Framework on the Establishment of Movable Collateral Registry		1	n/a	on-going	100%		
		> Regional Consultations on Movable Collateral Registry Framework		3	2	2	100%		
	3.	Implementing Guidelines for Alternative Dispute Resolution on Microinsurance		1	n/a	on-going	100%		
		> Technical Working Group meetings		4	2	2	100%		
MPP 4	Policies, plans and programs for public sector debt management		MFO 4						
		Performance Indicator							
	1.	NG debt percentage of GDP		48.57%	data not available *	data not available *	data not available *	Compliance to be determined once official figures will be released	Compliance to be determined once official figures will be released
MPP 5	Policies, plans and programs for Government Corporate Sector as well as other government assets		MFO 5						
		Performance Indicator							
	1.	Dividend remittance from GOCC (in Billion Pesos)		5.500	0	4.253	N.A. (no target set for Q1)		
	2.	Proceeds from Asset Privatization remitted to BTr		P 2B	0	0.009		remittances programmed on the last quarter	
MPP 6	Administration of locally sourced and ODA funds for LGUs		MFO 6						
		Performance Indicator							
	1.	Repayment rate		90%	90%	96%	106.67%	Majority of the billed LGUs have paid on time	
	2.	No. of LGUs which have availed of ODA funds		301	111	111	100%		
	* Indicator is based on annual GDP and annual total NG debt. Data only available at the end of every year.								
Prepared by:				Noted by:			Approved by:		
									
	EUTQUIA C. MUTIANGPILI Chief Admin. Officer			MA. LOURDES V. DEDAL Director IV			GIL S. BELTRAN Undersecretary		

<p align="center"> Department of Finance - Office of the Secretary Financial Performance Report As of March 31, 2013 ALL FUNDS In Thousand Pesos </p>	
---	--

I. EXPENDITURES				
	FY 2013	ALLOTMENTS RECEIVED	OBIGATIONS INCURRED	UTILIZATION





FUND SOURCE		APPROPRIATIONS (Full Year)	PS	MOOE	CO	TOTAL	PS	MOOE	CO	TOTAL	UTILIZATION RATE (In %)			REMARKS
						As of March 31, 2013								
Current Year Budget														
Agency Specific Budget		618,987	191,599	214,509	2,300	408,408	41,605	76,799	61	118,465	29.01%			
OSEC		618,987	191,599	214,509	2,300	408,408	41,605	76,799	61	118,465	29.01%			
Special Purpose Funds		-	-	-	-	-	-	-	-	-				
Automatic Appropriation		17,909	17,704	205		17,909	4,252	195		4,447	24.83%			
Sub-total		636,896	209,303	214,714	2,300	426,317	45,857	76,994	61	122,912	28.83%			
Continuing Appropriation														
Unobligated Allotments as of 12/31/12														
OSEC		46,596	-	32,555	14,041	46,596	-	-	79	79	0.17%			
Grant Fund		29	-	29	-	29	-	29		29	100.00%			
Allotment Releases in 2012		-	-	-	-	-	-	-	-	-				
Sub-total		46,625	-	32,584	14,041	46,625	-	29	79	108	0.23%			
TOTAL		683,521	209,303	247,298	16,341	472,942	45,857	77,023	140	123,020	26.01%			
OF WHICH														
Key Programs/Projects:														
1. Anti-Corruption, Transparent, Accountable and Participatory Governance														
MFO 1 - Fiscal Policies (Domestic and Ineternational) Plans and Programs		254,808	137,595	116,382	831	254,808	30,916	38,457	138	69,511	27.28%			
MFO 2 - Anti - Corruption in public finance management and exercise of regulatory power		153,095	82,438	70,597	60	153,095	17,579	22,644	60	40,283	26.31%			
MFO 3 - Policies, Plans and programs for domestic financial and capital market development		30,764	19,644	10,357	763	30,764	4,204	1,560	71	5,835	18.97%			
MFO 4 - Policies, plans and programs for public sector debt management		17,239	4,522	12,716	1	17,239	1,034	2,512	-	3,546	20.57%			
MFO 5 - Policies, plans and programs for the government corporate sector as well as govt. assets		15,808	8,406	7,400	2	15,808	2,286	4,274	2	6,562	41.51%			
MFO 6 - Administration of locally sourced and ODA funds for LGUs		18,795	8,919	9,871	5	18,795	2,235	5,720	5	7,960	42.35%			
		19,107	13,666	5,441	-	19,107	3,578	1,747	-	5,325	27.87%			
2. Poverty Reduction and Empowerment of the Poor and Vulnerable														
		-	-	-	-	-	-	-	-	-				
						-								
3. Rapid, Inclusive and Sustained Economic Growth														
		-	-	-	-	-	-	-	-	-				
4. Just and lasting peace and rule of law														
		-	-	-	-	-	-	-	-	-				

FUND SOURCE		FY 2013	ALLOTMENTS RECEIVED				OBLIGATIONS INCURRED				UTILIZATION	REMARKS
		APPROPRIATIONS	PS	MOOE	CO	TOTAL	PS	MOOE	CO	TOTAL	RATE (In %)	
		(Full Year)	As of March 31, 2013									
5. Integrity of the environment and climate change mitigation and adaptation		-	-	-	-	-	-	-	-	-		
Total		254,808	137,595	116,382	831	254,808	30,916	38,457	138	69,511	27.28%	
OF WHICH												
Key Programs/Projects:		254,808	137,595	116,382	831	254,808	30,916	38,457	138	69,511	27.28%	
1. Anti-Corruption, Transparent, Accountable and Participatory Governance		153,095	82,438	70,597	60	153,095	17,579	22,644	60	40,283	26.31%	
MFO 1 - Fiscal Policies (Domestic and Ineternational) Plans and Programs												
Financial and fiscal planning and programming	III.a.1											
Current		18,912	10,895	8,017		18,912	2,659	3,697		6,356	33.61%	
Continuing		942		942		942				-	0.00%	
Consolidation, analysis, generation of reports, planning and programming/project formulation on revenue statistics	III.a.2											
Current		2,593	2,315	278		2,593	718	56		774	29.85%	
Continuing		58		58		58				-	0.00%	
Interpretation and implementation of internal revenue and customs laws	III.a.3											
Current		29,834	20,093	9,741		29,834	4,309	5,208		9,517	31.90%	
Continuing		441		383	58	441			58	58	13.15%	
Preparation of inputs of financial and economic policies of international development	III.b.1											
Current		42,310	7,987	34,323		42,310	1,606	4,770		6,376	15.07%	
Continuing		3,493		3,493		3,493				-	0.00%	
International finance operations	III.b.2											
Current		588	306	282		588	88	133		221	37.59%	
Continuing		3		3		3				-	0.00%	
Monitoring, performance evaluation and coordination of the government corporate sector	III.c.1											
Current		7,243	3,975	3,266	2	7,243	991	2,574	2	3,567	49.25%	
Continuing		105		105		105				-	0.00%	
Operation of One-Stop Shop Inter-Agency Tax Credit and Duty Draw-Back Center	III.d											
Current		32,357	25,692	6,665		32,357	5,884	4,806		10,690	33.04%	
Continuing		290		290		290				-	0.00%	
Operationalization of the Property Valuation Office	III.k	5,931	5,821	110		5,931					0.00%	
Information and Liaison Office	I.a.1											
Current		7,546	5,354	2,192		7,546	1,324	1,400		2,724	36.10%	
Continuing		449		449		449					0.00%	
MFO 2 - Anti - Corruption in public finance management and exercise of regulatory power		30,764	19,644	10,357	763	30,764	4,204	1,560	71	5,835	18.97%	

FUND SOURCE		FY 2013	ALLOTMENTS RECEIVED				OBLIGATIONS INCURRED				UTILIZATION	REMARKS
		APPROPRIATIONS	PS	MOOE	CO	TOTAL	PS	MOOE	CO	TOTAL	RATE (In %)	
		(Full Year)	As of March 31, 2013									
Revenue Integrity Protection Service (RIPS)	I.a.1											
Current		22,572	15,561	6,962	49	22,572	3,359	1,554	49	4,962	21.98%	
Continuing		3,666		2,952	714	3,666			22	22	0.60%	
Central Management Information Office - Intel	III.i											
Current		4,512	4,083	429		4,512	845	6		851	18.86%	
Continuing		14		14		14				-	0.00%	
MFO 3 - Policies, Plans and programs for domestic financial and capital market development		17,239	4,522	12,716	1	17,239	1,034	2,512	-	3,546	20.57%	
Financial and fiscal planning and programming	III.a.1											
Current		2,701	1,556	1,145		2,701	380	528		908	33.62%	
Continuing		135		135		135				-	0.00%	
Preparation of inputs of financial and economic policies of international development	III.b.1											
Current		10,578	1,997	8,581		10,578	401	1,193		1,594	15.07%	
Continuing		873		873		873				-	0.00%	
International finance operations	III.b.2											
Current		588	306	282		588	88	133		221	37.59%	
Continuing		3		3		3				-	0.00%	
Monitoring, performance evaluation and coordination of the government corporate sector	III.c.1											
Current		1,208	663	544	1	1,208	165	429		594	49.17%	
Continuing		17		17		17				-	0.00%	
National Credit Council Secretariat	III.f											
Current		903		903		903		6		6	0.66%	
Continuing												
Grants: Fund 171												
Developing Microinsurance Project	A.1											
Current		205		205		205		195		195	95.12%	
Continuing		28		28		28		28		28	100.00%	
MFO 4 - Policies, plans and programs for public sector debt management		15,808	8,406	7,400	2	15,808	2,286	4,274	2	6,562	41.51%	
International finance operations	III.b.2											
Current		9,403	4,893	4,510		9,403	1,411	2,129		3,540	37.65%	
Continuing		43		43		43				-	0.00%	
Monitoring, performance evaluation and coordination of the government corporate sector	III.c.1											
Current		6,036	3,313	2,721	2	6,036	826	2,145	2	2,973	49.25%	
Continuing		87		87		87				-	0.00%	
Operation of Coordination Activities with Asian Development Bank												
Current	III.e	225	200	25		225	49			49	21.78%	
		14		14		14				-	0.00%	
MFO 5 - Policies, plans and programs for the government corporate sector as well as govt. assets		18,795	8,919	9,871	5	18,795	2,235	5,720	5	7,960	42.35%	
International finance operations	III.b.2											
Current		588	306	282		588	88	133		221	37.59%	
Continuing		3		3		3				-	0.00%	

[illegible]

II. DISBURSEMENT													
		FY 2012 CASH PROGRAM		DISBURSEMENT AUTHORITIES	ACTUAL DISBURSEMENT				DISBURSEMENT				
DISBURSEMENT AUTHORITY				RECEIVED/ ISSUED	PS	MOOE	CO	TOTAL	RATE (In %)			REMARKS	
		FULL YEAR	JAN-MAR		As of March 31, 2013								
Notice of Cash Allocation (NCA) for: Gen. Fund													
		885,982	162,698		38,909	28,178	2,554	69,641	42.80%				
Current Year - Regular		589,622	91,930	NCA	38,816	13,921	57	52,794	57.43%				NCA-C-13-0000128
Prior Year's A/Ps		296,360	70,768	NCA	93	14,257	2,497	16,847	23.81%				NCA-C-13-0000128
NCA for Fund 171		-	205		-	884	-	884	431.22%				
Notice of Cash Allocation (NCA) for: JFPR Microinsurance Current Year			205	NCA		884		884	431.22%				NCA 2013 - 9024995 2/1/13 excess charged to last year's balance
Non-Cash Availment Authority													
Cash Disbursement Ceiling													
Tax Remittance Advice for: JFPR Grant				Exempted from tax payment									
Tax Remittance Advice for: Gen. Fund		49,123	8,292		5,360	1,744	1,188	8,292					
TOTAL OSEC		935,105	171,195	-	44,269	30,806	3,742	78,817	46.04%				

II. DISBURSEMENT											
DISBURSEMENT AUTHORITY	FY 2012 CASH PROGRAM		DISBURSEMENT AUTHORITIES	ACTUAL DISBURSEMENT				DISBURSEMENT	REMARKS		
	FULL YEAR	JAN-MAR	RECEIVED/ ISSUED	PS	MOOE	CO	TOTAL	RATE (In %)			
			As of March 31, 2013								
Notice of Cash Allocation (NCA) for: Current Year	-	-	-	-	-	-	-	-			
Prior Year's A/Ps (MDFO Fund 101)	-	220,089	-	-	-	105,298	105,298	47.84%			
MRDP 2		193,768	NCA			88,266	88,266	45.55%			Disbursement made are based on PY's obligation.
NPS-ENRMP		26,321	NCA			17,032	17,032	64.71%			
Total MDFO	-	220,089	-	-	-	105,298	105,298	47.84%			
TOTAL OSEC & MDFO	935,105	391,284	-	44,269	30,806	109,040	184,115	48.07%			
APPROVED BY: 			Certified Correct :								
GIL S. BELTRAN Department/Undersecretary 			 EUTIQUIA C. MUTIANGPILI Head, Budget Unit			 LOLITA R. VERDADERO Head, Accounting Unit					