

2/12/2015



REPUBLIC OF THE PHILIPPINES  
DEPARTMENT OF BUDGET AND MANAGEMENT  
MALACANANG, MANILA

**ACKNOWLEDGEMENT RECEIPT**

The **Department of Budget and Management** hereby acknowledges the receipt of your letter/request which has been uploaded to the DBM-Document Management System and routed to the appropriate office/s with the following information:

Sender: DOF - PERSONAL DELIVERY

Document Title: DOF-FINANCIAL PERFORMANCE REPORT AS OF DEC. 31, 2014, ALL FUNDS

Document Reference No: 2015-BC-005695

Date and Time Uploaded: Thursday, February 12, 2015 1:00:52 PM

Uploaded By: RECEIVING - Ryan

Routed To: BMB-C TEODORICO ILAGA


CC:

Total no of pages received: 2 copies and 5 pages

The determination of the completeness of the documentary requirements submitted, if any, is subject to the evaluation of the technical person in charge.

This receipt is system generated and does not require signature.

Received by:



Department of Budget and Management  
**DOCUMENT  
MANAGEMENT  
SYSTEM**



**Department of Finance - Office of the Secretary**  
**Financial Performance Report**  
**As of December 31, 2014**  
**ALL FUNDS**  
In Thousand Pesos

**I. EXPENDITURES**

FUND SOURCE	FY 2014	ALLOTMENTS RECEIVED				OBLIGATIONS INCURRED				UTILIZATION	REMARKS
	APPROPRIATIONS	PS	MOOE	CO	TOTAL	PS	MOOE	CO	TOTAL	RATE (In %)	
	(Full Year)	As of December 31, 2014									
<b>Current Year Budget</b>											
Agency Specific Budget	438,758	193,067	234,123	11,568	438,758	187,765	196,291	8,773	392,829	89.53%	
OSEC	438,758	193,067	234,123	11,568	438,758	187,765	196,291	8,773	392,829	89.53%	
MDFO	357,017		357,017		357,017		357,017		357,017	100.00%	
Special Purpose Funds	157,704	33,873	123,831		157,704	33,752	110,347		144,099	91.37%	
Automatic Appropriation	69,459	19,459	44,000	6,000	69,459	18,766	1,696	4,654	25,116	36.16%	
Sub-total	1,022,938	246,399	758,971	17,568	1,022,938	240,283	665,351	13,427	919,061	89.85%	
<b>Continuing Appropriation</b>											
Unobligated Allotments as of 12/31/13											
OSEC	37,561	-	35,713	1,848	37,561	-	634	296	930	2.48%	
Grant Fund		-	-	-	-	-	-	-	-		
Allotment Releases in 2013	-	-	-	-	-	-	-	-	-		
Sub-total	37,561	-	35,713	1,848	37,561	-	634	296	930	2.48%	
<b>TOTAL</b>	<b>1,060,499</b>	<b>246,399</b>	<b>794,684</b>	<b>19,416</b>	<b>1,060,499</b>	<b>240,283</b>	<b>665,985</b>	<b>13,723</b>	<b>919,991</b>	<b>86.75%</b>	
OF WHICH											
Key Programs/Projects:											
1. <b>Anti-Corruption, Transparent, Accountable and Participatory Governance</b>	454,002	137,041	304,199	12,762	454,002	131,645	200,653	11,416	343,714	75.71%	
MFO 1 - Financial Sector and Fiscal Policy Services (Domestic and International)	237,723	34,407	200,113	3,203	237,723	33,684	151,550	3,203	188,437	79.27%	
MFO 2 - Public Sector Financial Resources Management Services	195,087	87,826	97,702	9,559	195,087	84,685	43,540	8,213	136,438	69.94%	
MFO 3 - Municipal Development Fund Administration Services	21,192	14,808	6,384	-	21,192	13,276	5,563	-	18,839	88.90%	
2. <b>Poverty Reduction and Empowerment of the Poor and Vulnerable</b>	-	-	-	-	-	-	-	-	-		
3. <b>Rapid, Inclusive and Sustained Economic Growth</b>	-	-	-	-	-	-	-	-	-		
4. <b>Just and lasting peace and rule of law</b>	-	-	-	-	-	-	-	-	-		
5. <b>Integrity of the environment and climate change mitigation and adaptation</b>	-	-	-	-	-	-	-	-	-		
<b>Total</b>	<b>454,002</b>	<b>137,041</b>	<b>304,199</b>	<b>12,762</b>	<b>454,002</b>	<b>131,645</b>	<b>200,653</b>	<b>11,416</b>	<b>343,714</b>	<b>75.71%</b>	







OF WHICH												
Key Programs/Projects:		454,002	137,041	304,199	12,762	454,002	131,645	200,653	11,416	343,714	75.71%	
1. Anti-Corruption, Transparent, Accountable and Participatory Governance		237,723	34,407	200,113	3,203	237,723	33,684	151,550	3,203	188,437	79.27%	
MFO 1 - Financial Sector and Fiscal Policy Services (Domestic and International)	301000000											
Financial and fiscal planning and programming	301010001											
Current		26,134	15,407	9,161	1,566	26,134	15,403	8,543	1,566	25,512	97.62%	
Continuing		2,745		2,745		2,745				-	0.00%	
Consolidation, analysis, generation of reports, planning and programming/project formulation on revenue statistics	301010002											
Current		3,535	3,137	398		3,535	2,926	398		3,324	94.03%	
Continuing		216		181	35	216			35	35	16.20%	
Philippine Extractive Industries Transparency Initiative (PH-EITI)	301010003											
Current		16,123		16,123		16,123		15,233		15,233	94.48%	
Tax Policy Research and Formulation	301020000											
Current		9,911	5,573	4,285	53	9,911	5,087	4,175	53	9,315	93.99%	
Continuing		61		61		61				-	0.00%	
Preparation of inputs of financial and economic policies of international development	301030000											
Current		47,588	10,290	35,749	1,549	47,588	10,268	12,854	1,549	24,671	51.84%	
Continuing		7,579		7,579		7,579				-	0.00%	
SAROS:												
23rd World Economic Forum on East Asia (WEF) SARO-BMB- C-14-0001684	301030000	71,712		71,712		71,712		64,350		64,350	89.73%	
10th ASEAN Finance Ministers' Investor Seminar (AFMIS) SARO-BMB- C-14-0003222		17,985		17,985		17,985		17,839		17,839	99.19%	
Philippine Development Forum SARO-BMB- C-14-0009183	301030000	13,057		13,057		13,057		12,834		12,834	98.29%	
ASEAN Cross-Sectoral Consultation Meeting on Disaster Risk Finance and Insurance, ASEAN+3 Disaster Risk Finance and Insurance Seminar, & ASEAN Meeting on Financial Services Liberalization under the ASEAN Framework Agreement on Services SARO-BMB- C-14-0012594	301030000	9,325		9,325		9,325		4,008		4,008	42.98%	
International Tax Forum (ITF) SARO-BMB- C-14-0012308	301030000	5,751		5,751		5,751		5,720		5,720	99.46%	
41st meeting of the ASEAN Working Committee on Financial Services Liberalization SARO-BMB -C-14-0004361	301030000	3,082		3,082		3,082		3,082		3,082	100.00%	
Fourth meeting of the Working Group on ASEAN Forum on Taxation (WG-AFT) SARO-BMB -C-14-0005599	301030000	2,919		2,919		2,919		2,514		2,514	86.13%	



[illegible]

II. DISBURSEMENT													
DISBURSEMENT AUTHORITY	FY 2014 CASH PROGRAM (Revised)			DISBURSEMENT	ACTUAL DISBURSEMENTS				DISBURSEMENT	REMARKS			
	FULL YEAR	JAN-DEC	RECEIVED/ISSUED	PS	MOOE	CO	TOTAL	RATE					
			As of December 31, 2014										(In %)
Cash Program for: Gen. Fund													
	713,615	713,615	573,558	212,216	281,309	52,751	546,276						
Current Year - Regular & Automatic Appro.	411,933	411,933	376,491	205,713	157,158	11,884	374,755	99.54%					
Prior Year's A/Ps	172,190	172,190	73,236	6,503	25,866	40,867	73,236	100.00%					
Special Purpose Fund*	129,492	129,492	123,831		98,285		98,285	79.37%					
NCA for Fund 171	30,000	30,000	30,000	-	-	2,986	2,986	9.95%					
Notice of Cash Allocation (NCA) for: NPGA4 Grant													
Current Year													
Prior Year's A/Ps	30,000	30,000	30,000			2,986	2,986	9.95%					
Non-Cash Availment Authority													
Cash Disbursement Ceiling													
Tax Remittance Advice for: NPGA4 Grant			385			385	385	100.00%					
Tax Remittance Advice for: Gen. Fund	46,039	46,039	47,799	33,954	11,737	2,107	47,798	100.00%					
Total Tax Remittance Advice	46,039	46,039	48,184	33,954	11,737	2,492	48,183						
TOTAL OSEC	789,654	789,654	651,742	246,170	293,046	58,229	597,445						



DISBURSEMENT AUTHORITY	FY 2014 CASH PROGRAM		DISBURSEMENT	ACTUAL DISBURSEMENT				DISBURSEMENT	REMARKS
	FULL YEAR	JAN-DEC	RECEIVED/ ISSUED	PS	MOOE	CO	TOTAL	RATE	
								(In %)	
Notice of Cash Allocation (NCA) for:				As of December 31, 2014					
Current Year	-	-	-	-	-	-	-		
Prior Year's A/Ps	-	982,773	-	-	-	1,272,305	1,272,305		
ARCP2		110,226	110,226			218,819	218,819	82.00%	Part of disbursement came from CY 2013 NCA and borrowings from ARCP2-PBGS
ICRMP		15,163	15,163			32,182	32,182	52.00%	
LISCOP-AF		30,577	30,577			97,725	97,725	90.00%	
MRDP 2		731,241	731,241			840,319	840,319	93.00%	Part of disbursement came from CY 2013 NCA
HSRASP		95,566	95,566			81,611	81,611	100.00%	NCA received was refunded to Program Support Account for disbursement previously reported.
NPS-ENRMP		-	-			1,649	1,649	0.00%	
Total MDFO	-	982,773	982,773	-	-	1,272,305	1,272,305		
TOTAL OSEC & MDFO	789,654	1,772,427		246,170	293,046	1,330,534	1,869,750		
APPROVED BY:			Certified Correct :						
									
MA. LOURDES B. RECENTE			MA. LUISA M. NOTARIO			LOLITA R. VERDADERO			
Assistant Secretary and Chief-of-Staff			Head, Budget Unit			Head, Accounting Unit			
									

DEPARTMENT OF FINANCE  
OFFICE OF THE SECRETARY  
**RECEIVED**  
09 FEB 2015  
11:20 AM  
0209 NCFM0004731