





Department of Finance - Office of the Secretary
Financial Performance Report
As of June 30, 2018
ALL FUNDS
In Thousand Pesos

I. EXPENDITURES											
FUND SOURCE	FY 2018 APPROPRIATIONS (Full Year)	ALLOTMENTS RECEIVED				OBLIGATIONS INCURRED				UTILIZATION RATE (In %)	REMARKS
		PS	MOOE	CO	TOTAL	PS	MOOE	CO	TOTAL		
		As of June 30, 2018									
Current Year Budget											
Agency Specific Budget											
OSEC	962,191	301,084	400,624	259,852	961,560	163,038	244,774	22,117	429,929	44.71%	
MDFO	269,257			269,257	269,257			269,257	269,257	100.00%	
Special Purpose Funds	1,048	1,048			1,048	1,048			1,048		
Automatic Appropriation/Grant Fund	186,717	24,973	161,336	408	186,717	13,710	91,335	-	105,045	56.26%	
TOTAL	1,419,213	327,105	561,960	529,517	1,418,582	177,796	336,109	291,374	805,279	56.77%	
OF WHICH											
Key Programs/Projects:											
1. Anti-Corruption, Transparent, Accountable and Participatory Governance											
OO : Fiscal sustainability attained	612,871	193,248	418,123	1,500	612,871	93,425	219,267	-	312,692	51.02%	
Financial Sustainability and Revenue Strengthening Program	392,571	122,460	269,019	1,092	392,571	55,358	131,026	-	186,384	47.48%	
OO : Asset and debt effectively managed	220,300	70,788	149,104	408	220,300	38,067	88,241	-	126,308	57.33%	
Asset and Liability Management Program											
2. Poverty Reduction and Empowerment of the Poor and Vulnerable											
	-	-	-	-	-	-	-	-	-		
3. Rapid, Inclusive and Sustained Economic Growth											
	-	-	-	-	-	-	-	-	-		
4. Just and lasting peace and rule of law											
	-	-	-	-	-	-	-	-	-		
5. Integrity of the environment and climate change mitigation and adaptation											
	-	-	-	-	-	-	-	-	-		
Total	612,871	193,248	418,123	1,500	612,871	93,425	219,267	-	312,692	51.02%	

FUND SOURCE	FY 2018 APPROPRIATIONS (Full Year)	ALLOTMENTS RECEIVED			OBLIGATIONS INCURRED ¹			UTILIZATION RATE (In %)	REMARKS
		PS	MOOE	CO	TOTAL As of June 30, 2018	PS	MOOE	CO	
OF WHICH									
Key Programs/Projects:	612,871	193,248	418,123	1,500	612,871	93,425	219,267	-	312,692 51.02%
1. Anti-Corruption, Transparent, Accountable and Participatory Governance	392,571	122,460	269,019	1,092	392,571	55,358	131,026	-	186,384 47.48%
OO: Fiscal sustainability attained									
Financial Sustainability and Revenue Strengthening Program									
Financial and fiscal planning and programming, consolidation, analysis, generation of reports, project formulation on revenue statistics and policy research	25,177	15,980	9,197		25,177	9,424	8,107		17,531 69.63%
Philippine Extractive Industries Transparency Initiative (PH-EITI)	17,755		17,755		17,755		9,324		9,324 52.51%
Second Philippine Extractive Industries Transparency Initiative (PH-EITI2) Project under the International Bank and Reconstruction and Development (IBRD) World Bank TF0A2/61	35,104		35,104		35,104		11,423		11,423 32.54%
Tax Policy Research and Formulation (Direct Tax)	15,209	8,019	7,190		15,209	5,933	5,648		11,581 76.15%
Tax Policy Research and Formulation (Indirect Tax)	3,089	2,783	306		3,089	1,367	300		1,667 53.97%
Preparation of inputs of financial and economic policies in various international fora	210,005	24,656	184,257	1,092	210,005	7,205	83,211		90,416 43.05%
Oversight of tax law implementation and processing of tax exemption requests	49,520	40,204	9,316		49,520	16,358	7,981		24,339 49.15%
Operation of One-Stop Shop Inter-Agency Tax Credit and Duty Draw-Back Center	36,712	30,818	5,894		36,712	15,071	5,032		20,103 54.76%
OO: Asset and debt effectively managed	220,300	70,788	149,104	408	220,300	38,067	88,241	-	126,308 57.33%
Asset and Liability Management Program									
Privatization Group and Council Secretariat support	26,176	21,508	4,668		26,176	11,534	3,405		14,939 57.07%
Negotiation of international financing transactions	36,115	12,425	23,690		36,115	5,667	11,902		17,569 48.65%
SARO:									
KfW-interest Differential Fund (IDF) Grant-assisted Inter-Agency Business Process Interoperability (IABPI) Project	10,462		10,250	212	10,462		10,212		10,212 97.61%

DISBURSEMENT AUTHORITY		FY 2018 CASH PROGRAM		DISBURSEMENT AUTHORITIES RECEIVED/ISSUED	ACTUAL DISBURSEMENTS				DISBURSEMENT RATE (in %)	REMARKS	
		FULL YEAR	JAN-JUNE	NCA (Jan-Jun)	PS	MOOE	CO	TOTAL			
Communicating Economic, Fiscal Institutional Reforms (A/P)		40,386	40,386	40,386		38,689		38,689	95.80%	A/PCY 2017	
Mine Operations		14,250	11,250	11,250		4,313		4,313	38.34%		
StratCom		64,600	32,300	32,300				-	0.00%		
Non-Cash Availment Authority											
Cash Disbursement Ceiling											
Tax Remittance Advice											
Inter-Agency Bus. Process Interoperability Proj.		523	254	445		445		445	100.00%		
Capacity Development Support Project				357		311	46	357	100.00%		
Communicating Economic, Fiscal Institutional Reforms				4,380		4,380		4,380	100.00%		
Mine Operations		750	592	938		938		938	100.00%		
StratCom								-			
Tax Remittance Advice (Actual) EIT12									0.00%		
Tax Remittance Advice (Actual) NPGA 4		84,403	54,335	34,150	14,537	8,738	10,875	34,150	0.00%		
Tax Remittance Advice for: Gen. Fund		85,676	55,181	40,270	14,537	14,812	10,921	40,270	100.00%		
Total Tax Remittance Advice											
TOTAL OSEC		1,891,897	1,157,414		174,905	239,031	219,185	633,121			
DISBURSEMENT AUTHORITY		FY 2018 CASH PROGRAM		DISBURSEMENT AUTHORITIES RECEIVED/ISSUED	PS	MOOE	CO	TOTAL	DISBURSEMENT RATE (in %)	REMARKS	
Notice of Cash Allocation (NCA) for:		FULL YEAR	JAN-JUNE					As of June 30, 2018			
Current Year		-	45,402	-	-	-	1,875	1,875	4.13%		
INREMP			45,402				1,875	1,875			
Prior Year's A/Ps		-	394,632	-	-	-	183,044	183,044			
ARCP2			394,632				183,044	183,044	46.38%		
Total MDFO		-	440,034	-	-	-	184,919	184,919			
TOTAL OSEC & MDFO		1,891,897	1,597,448		174,905	239,031	404,104	818,040			
APPROVED BY: 				Certified Correct: 							
GIL S. BELTRAN Undersecretary				JOSEF RICARDO G. ESPIRITU OIC, Budget Division 							
				LOLITA R. VERDADERO Head, Accounting Unit 