


Acctg



**Department of Finance**  
**Central Office**  
**Detailed Statement of Financial Position**  
 As of February 28, 2017



**ASSETS**

**Current Assets**

Cash and Cash Equivalents

Cash on Hand

Cash - Collecting Officer

125,186.09

Petty Cash

414,970.00

540,156.09

Cash in Bank - Local Currency

Cash in Bank - Local Currency, Current Account

42,059,728.39

Cash in Bank - Foreign Currency

Cash in Bank - Foreign Currency, Savings Account

2,894.51

Treasury/Agency Cash Accounts

Cash - Treasury/Agency Deposit, Regular

1,675,632.35

Cash - Modified Disbursement System (MDS), Regular

125,039,869.92

Cash - Modified Disbursement System (MDS), Special Account

2,250,218.00

128,965,720.27

171,568,499.26

Receivables

Inter-Agency Receivables

Due from National Government Agencies

25,173,358.08

Due from Government-Owned and/or Controlled Corporations

45,000,000.00

70,173,358.08

Other Receivables

Receivables - Disallowances/Charges

2,246,213.22

Due from Officers and Employees

239,239.67

Other Receivables

286,553.89

2,772,006.78

72,945,364.86

Inventories

Inventory Held for Consumption

Office Supplies Inventory

11,142,825.54

Accountable Forms, Plates and Stickers Inventory

114,716.79

Medical, Dental and Laboratory Supplies Inventory

1,767.54

Fuel, Oil and Lubricants Inventory

14,235.00

Other Supplies and Materials Inventory

2,174,265.69

13,447,810.56



Department of Finance  
Central Office  
**Detailed Statement of Financial Position**  
As of February 28, 2017

Other Assets			
Advances			
Advances to Special Disbursing Officer	2,035,473.54		
Advances to Officers and Employees	<u>2,561,125.92</u>	4,596,599.46	
Prepayments			
Advances to Contractors	1,612,232.52		
Prepaid Insurance	2,260,151.52		
Other Prepayments	<u>3,959,098.57</u>	7,831,482.61	
Other Assets			
Other Assets		<u>25,767,233.71</u>	<u>38,195,315.78</u>
<b>Total Current Assets</b>			296,156,990.46
<b>Non - Current Assets</b>			
Investments			
Financial Assets - Others			
Investments in Stocks	3,500.00		
Other Investments	<u>279,244.40</u>		282,744.40
Property, Plant and Equipment			
Land			
Land			329,268,352.72
Land Improvements			
Other Land Improvements	2,265,821.50		
Less : Accumulated Depreciation - Other Land Improvements	<u>551,218.07</u>		1,714,603.43
Infrastructure Assets			
Power Supply Systems	98,490.84		
Less : Accumulated Depreciation - Power Supply Systems	<u>87,656.75</u>		10,834.09
Buildings and Other Structures			
Buildings	675,389,241.26		
Less : Accumulated Depreciation - Buildings	<u>263,600,466.89</u>	411,788,774.37	
Other Structures	12,700,149.06		



**Department of Finance**  
**Central Office**  
**Detailed Statement of Financial Position**  
**As of February 28, 2017**

Less : Accumulated Depreciation - Other Structures	<u>2,872,640.56</u>	<u>9,827,508.50</u>	421,616,282.87
<b>Machinery and Equipment</b>			
Office Equipment	791,376.07		
Less : Accumulated Depreciation - Office Equipment	<u>699,761.48</u>	91,614.59	
Information and Communication Technology Equipment	260,950,427.88		
Less : Accumulated Depreciation - Information and Communication Technology Equipment	<u>175,234,990.89</u>	85,715,436.99	
Communication Equipment	2,450,511.40		
Less : Accumulated Depreciation - Communication Equipment	<u>1,452,204.34</u>	998,307.06	
Military, Police and Security Equipment	32,000.00		
Less : Accumulated Depreciation - Military, Police and Security Equipment	<u>30,400.00</u>	1,600.00	
Medical Equipment	440,900.00		
Less : Accumulated Depreciation - Medical Equipment	<u>218,127.89</u>	222,772.11	
Sports Equipment	25,000.00		
Less : Accumulated Depreciation - Sports Equipment	<u>23,750.00</u>	1,250.00	
Other Machinery and Equipment	16,309,666.77		
Less : Accumulated Depreciation - Other Machinery and Equipment	<u>4,984,844.36</u>	<u>11,324,822.41</u>	98,355,803.16
<b>Transportation Equipment</b>			
Motor Vehicles	37,371,900.00		
Less : Accumulated Depreciation - Motor Vehicles	<u>23,860,002.22</u>		13,511,897.78
<b>Furniture, Fixtures and Books</b>			
Furniture and Fixtures	23,681,463.70		
Less : Accumulated Depreciation - Furniture and Fixtures	<u>5,623,169.22</u>	18,058,294.48	
Books	1,635,784.05		
Less : Accumulated Depreciation - Books	<u>1,095,775.92</u>	<u>540,008.13</u>	18,598,302.61
<b>Construction in Progress</b>			
Construction in Progress - Buildings and Other Structures			175,797,731.32
<b>Other Property, Plant and Equipment</b>			



Department of Finance  
Central Office  
**Detailed Statement of Financial Position**  
As of February 28, 2017

Other Property, Plant and Equipment	5,608,247.19		
Less : Accumulated Depreciation - Other Property, Plant and Equipment	<u>4,925,311.38</u>	<u>682,935.81</u>	1,059,556,743.79
Intangible Assets			
Intangible Assets			
Computer Software	22,635,257.63		
Less : Accumulated Amortization - Computer Software	<u>20,714,930.89</u>		<u>1,920,326.74</u>
<b>Total Non - Current Assets</b>			<u><u>1,061,759,814.93</u></u>
<b>TOTAL ASSETS</b>			<u><u>1,357,916,805.39</u></u>
<b>LIABILITIES</b>			
Current Liabilities			
Financial Liabilities			
Payables			
Accounts Payable		7,867,581.90	
Due to Officers and Employees		<u>1,211,143.13</u>	9,078,725.03
Inter-Agency Payables			
Inter-Agency Payables			
Due to BIR		4,913,825.25	
Due to GSIS		2,861,468.33	
Due to Pag-IBIG		284,045.05	
Due to PhilHealth		246,414.89	
Due to NGAs		267,218.48	
Due to GOCCs		<u>2,108,869.63</u>	10,681,841.63
Trust Liabilities			
Trust Liabilities			
Trust Liabilities		99,859.01	
Guaranty/Security Deposits Payable		<u>4,190,421.49</u>	4,290,280.50
Deferred Credits/Unearned Income			
Deferred Credits			
Other Deferred Credits			12,817.90




Department of Finance  
Central Office  
**Detailed Statement of Financial Position**  
As of February 28, 2017

Other Payables	
Other Payables	
Other Payables	<u>1,882,141.77</u>
<b>Total Current Liabilities</b>	<b>25,945,806.83</b>
<b>Non - Current Liabilities</b>	
Inter-Agency Payables	
Inter-Agency Payables	
Due to BIR	<u>15,471.43</u>
<b>Total Non - Current Liabilities</b>	<b><u>15,471.43</u></b>
<b>TOTAL LIABILITIES</b>	<b>25,961,278.26</b>
<b>TOTAL ASSETS LESS TOTAL LIABILITIES</b>	<b><u>1,331,955,527.13</u></b>
<b>EQUITY</b>	
Net Asset/Equity	
Net Asset/Equity	
Accumulated Surplus/(Deficit)	<u>1,331,955,527.13</u>
<b>TOTAL NET ASSETS/EQUITY</b>	<b><u>1,331,955,527.13</u></b>

acctg



**Department of Finance**  
**Central Office**  
**Detailed Statement of Financial Performance**  
 As of February 28, 2017



<b>Revenue</b>			
<b>Service and Business Income</b>			
<b>Service Income</b>			
Clearance and Certification Fees	18,450.00		
Processing Fees	1,397,090.52		
Other Service Income	<u>10,000.00</u>	1,425,540.52	
<b>Business Income</b>			
Rent/Lease Income	<u>251,166.72</u>	<u>251,166.72</u>	<u>1,676,707.24</u>
<b>Total Revenue</b>			<u>1,676,707.24</u>
<b>Less: Current Operating Expenses</b>			
<b>Personnel Services</b>			
<b>Salaries and Wages</b>			
Salaries and Wages - Regular	28,036,666.51		
Salaries and Wages - Casual/Contractual	<u>669,435.91</u>	28,706,102.42	
<b>Other Compensation</b>			
Personal Economic Relief Allowance (PERA)	1,410,737.11		
Representation Allowance (RA)	1,000,000.00		
Transportation Allowance (TA)	708,000.00		
Subsistence Allowance	3,125.00		
Laundry Allowance	449.99		
Honoraria	479,201.20		
Hazard Pay	23,991.25		
Overtime and Night Pay	<u>28,964.81</u>	3,654,469.36	
<b>Personnel Benefit Contributions</b>			
Retirement and Life Insurance Premiums	1,677,279.51		
Pag-IBIG Contributions	37,800.00		
PhilHealth Contributions	106,575.00		
Employees Compensation Insurance Premiums	<u>38,000.00</u>	1,859,654.51	
<b>Other Personnel Benefits</b>			
Terminal Leave Benefits	94,822.96		
Other Personnel Benefits	<u>40,016.75</u>	<u>134,839.71</u>	34,355,066.00



Department of Finance  
Central Office  
**Detailed Statement of Financial Performance**  
As of February 28, 2017

Maintenance and Other Operating Expenses

Traveling Expenses

Traveling Expenses - Local	171,601.40	
Traveling Expenses - Foreign	<u>470,809.31</u>	642,410.71

Training and Scholarship Expenses

Training Expenses	<u>261,372.66</u>	261,372.66
-------------------	-------------------	------------

Supplies and Materials Expenses

Office Supplies Expenses	1,284,042.67	
Accountable Forms Expenses	57,590.00	
Drugs and Medicines Expenses	74,143.21	
Fuel, Oil and Lubricants Expenses	69,870.04	
Semi-Expendable Machinery and Equipment Expenses	92,510.00	
Other Supplies and Materials Expenses	<u>371,785.75</u>	1,949,941.67

Utility Expenses

Water Expenses	234,784.52	
Electricity Expenses	<u>883,301.46</u>	1,118,085.98

Communication Expenses

Postage and Courier Services	32,513.41	
Telephone Expenses	<u>600,103.12</u>	632,616.53

Confidential, Intelligence and Extraordinary Expenses

Extraordinary and Miscellaneous Expenses	<u>239,677.42</u>	239,677.42
--	-------------------	------------

Professional Services

Legal Services	<u>5,000.00</u>	5,000.00
----------------	-----------------	----------

Repairs and Maintenance

Repairs and Maintenance - Buildings and Other Structures	1,048,049.93	
Repairs and Maintenance - Machinery and Equipment	2,632.00	
Repairs and Maintenance - Transportation Equipment	<u>162,400.32</u>	1,213,082.25

Taxes, Insurance Premiums and Other Fees

Taxes, Duties and Licenses	4,919.06	
Fidelity Bond Premiums	53,625.00	
Insurance Expenses	<u>582,935.16</u>	641,479.22



**Department of Finance**  
**Central Office**  
**Detailed Statement of Financial Performance**  
**As of February 28, 2017**

Other Maintenance and Operating Expenses			
Representation Expenses	291,429.77		
Subscription Expenses	30,378.80		
Donations	24,175.00		
Other Maintenance and Operating Expenses	<u>47,879.70</u>	<u>393,863.27</u>	7,097,529.71
Non-Cash Expenses			
Depreciation			
Depreciation - Land Improvements	15,174.86		
Depreciation - Infrastructure Assets	2,301.68		
Depreciation - Buildings and Other Structures	2,606,122.89		
Depreciation - Machinery and Equipment	2,618,442.86		
Depreciation - Transportation Equipment	636,852.86		
Depreciation - Furniture, Fixtures and Books	<u>85,957.04</u>		<u>5,964,852.19</u>
<b>Total Operating Expenses</b>			<u>47,417,447.90</u>
<b>Surplus/(Deficit) from Current Operations</b>			<u>(45,740,740.66)</u>
Financial Assistance/Subsidy from LGUs, GOCCs			
Subsidy from National Government	206,586,468.62		206,586,468.62
<b>Surplus/(Deficit) for the period</b>			<u>160,845,727.96</u>


CUSTODIAL FUNDS - TRUST RECEIPTS - INTER-AGENCY TRANSFERRED FUND (IATF)  
CUSTODIAL FUNDS - TRUST RECEIPTS - RECEIPTS DEPOSITED WITH THE NATIONAL TREASURY OTHER THAN IATF  
GENERAL FUND - AUTOMATIC APPROPRIATIONS - GERMANY  
GENERAL FUND - AUTOMATIC APPROPRIATIONS - INTERNATIONAL BANK OF RECONSTRUCTION AND DEVELOPMENT (IBRD)  
GENERAL FUND - AUTOMATIC APPROPRIATIONS - JAPAN  
GENERAL FUND - AUTOMATIC APPROPRIATIONS - RETIREMENT AND LIFE INSURANCE PREMIUMS  
GENERAL FUND - CONTINUING APPROPRIATIONS - CONTINGENT FUND  
GENERAL FUND - CONTINUING APPROPRIATIONS - E-GOVERNMENT FUND  
GENERAL FUND - CONTINUING APPROPRIATIONS - INTERNATIONAL COMMITMENTS FUND  
GENERAL FUND - CONTINUING APPROPRIATIONS - SPECIFIC BUDGETS OF NATIONAL GOVERNMENT AGENCIES  
GENERAL FUND - NEW GENERAL APPROPRIATIONS - CONTINGENT FUND  
GENERAL FUND - NEW GENERAL APPROPRIATIONS - E-GOVERNMENT FUND  
GENERAL FUND - NEW GENERAL APPROPRIATIONS - INTERNATIONAL COMMITMENTS FUND  
GENERAL FUND - NEW GENERAL APPROPRIATIONS - MISCELLANEOUS PERSONNEL BENEFITS FUND  
GENERAL FUND - NEW GENERAL APPROPRIATIONS - PENSION AND GRATUITY FUND  
GENERAL FUND - NEW GENERAL APPROPRIATIONS - SPECIFIC BUDGETS OF NATIONAL GOVERNMENT AGENCIES  
GENERAL FUND - SUPPLEMENTAL APPROPRIATIONS - SPECIFIC BUDGETS OF NATIONAL GOVERNMENT AGENCIES  
OFF-BUDGETARY FUNDS - REVOLVING FUNDS - COMMISSION ON AUDIT REVOLVING FUND - FEES FROM DORMITORIES, TRAININGS AND SEMINARS





Acct

**Department of Finance**  
**Central Office**  
**Detailed Statement of Cash Flows**  
For The Period February 01, 2017 To February 28, 2017



**CASH FLOWS FROM OPERATING ACTIVITIES**

**Cash Inflows**

<b>Receipt of Notice of Cash Allocation (NCA)</b>	<b>97,763,218.00</b>
Receipt of Notice of Cash Allocation (NCA)	97,763,218.00
<b>Collection of Income/Revenues</b>	<b>949,949.29</b>
Collection of Service Income	949,949.29
<b>Other Receipts</b>	<b>16,380,145.71</b>
Adjustment on Notice of Cash Allocation (NCA)	8,827,542.95
Collection of Overpayment of Expenses - Unbilled	322.50
Collection of Personal Accounts	80,291.58
Collection of Receivables from GOCCs	233,422.82
Correction of Errors	2,688.62
Refund of Cash Advance	1,335.10
Set-up for the Constructive Receipt of Cash for Remittances thru TRA	7,234,542.14
<b>Total Cash Inflows</b>	<b><u>115,093,313.00</u></b>

**Cash Outflows**

<b>Payment of Expenses</b>	<b>(3,566,340.65)</b>
Payment for Communication Expenses	(232,186.94)
Payment for Other Maintenance and Other Operating Expenses	(1,535,601.83)
Payment for Training and Scholarship Expenses	(306,321.44)
Payment for Utility Expenses	(1,492,230.44)
<b>Purchase of Inventories</b>	<b>(516,919.70)</b>
Payment for Purchase of Inventories, Supplies and Materials Directly Issued to End-User	(516,919.70)
<b>Prepayments</b>	<b>(528,850.01)</b>
Payment for Prepayments	(528,850.01)
<b>Other Disbursements</b>	<b>(38,144,013.78)</b>
Adjustment on Notice of Cash Allocation (NCA)	(8,827,542.95)
Closing of the Petty Cash Fund due to the Retirement/Transfer of the Petty Cash Custodian	(12,000.00)
Grant of Cash Advance	(944,093.86)
Payment / Reimbursement of Traveling Expenses	(38,080.00)
Payment /Reimbursement of Miscellaneous, Extraordinary and Confidential Expenses	(239,677.42)
Payment for Accounts Payable	(1,542,966.40)
Payment for Professional Services	(153,369.34)



**Department of Finance**  
**Central Office**  
**Detailed Statement of Cash Flows**  
For The Period February 01, 2017 To February 28, 2017

Payment for Repairs and Maintenance of Transportation Equipment	(71,134.50)
Payment for the Purchase of Property, Plant and Equipment	(187,378.65)
Payment for the Purchase of Semi-Expendable Furniture, Fixtures and Books	(2,172.80)
Payment for the Purchase of Semi-Expendable Machinery and Equipment	(86,844.28)
Payment of Allowances, Bonus and Other Compensation/Benefits	(94,822.96)
Payment of Communication Expenses	(332,772.72)
Payment of Other Maintenance and Other Operating Expenses (MOOE)	(239,974.54)
Payment of Payables thru ADA	(3,917,405.71)
Payment of Professional and Other Professional Services	(329,083.64)
Payment of Salaries, Allowances, Bonus and Other Compensation	(10,587,862.96)
Payment of Taxes, Insurance Premiums and Other fees	(79,276.74)
Payment of Training and Scholarship Expenses	(12,637.76)
Payment/Reimbursement for Purchase of Inventory Items Directly Issued to End-users	(755,047.89)
Payment/Reimbursement for Repairs and Maintenance	(151,489.74)
Payment/Reimbursement of Travelling Expenses	(581,620.26)
Purchase of Property, Plant and Equipment	(405,860.74)
Refund of Overdeductions	(212,465.03)
Remittance of salary deductions based in individual checks issued to GSIS, PHIC,HDMF and	(16,912.50)
Remittance of salary deductions based in individual checks issued to GSIS, PHIC,HDMF and	(811,309.62)
Remittance of Taxes thru Tax Remittance Advice (TRA)	(7,234,542.14)
Repairs and Maintenance - Buildings	(69,750.00)
Replenishment of Petty Cash	(205,918.59)
Unutilized Notice of Cash Allocation (NCA)	(0.04)
<b>Total Cash Outflows</b>	<b><u>(42,756,124.14)</u></b>
<b>Cash Provided by (Used in) Operating Activities</b>	<b><u>72,337,188.86</u></b>
<b>Total Cash provided by Operating, Investing and Financing Activities</b>	<b>72,337,188.86</b>
<b>Add : Cash Balance, Beginning Feb 1 2017</b>	<b><u>99,231,310.40</u></b>
<b>Cash Balance, Ending Feb 28 2017</b>	<b><u><u>171,568,499.26</u></u></b>



Department of Finance  
Central Office  
**Detailed Statement of Cash Flows**

For The Period February 01, 2017 To February 28, 2017

CUSTODIAL FUNDS - TRUST RECEIPTS - INTER-AGENCY TRANSFERRED FUND (IATF)  
CUSTODIAL FUNDS - TRUST RECEIPTS - RECEIPTS DEPOSITED WITH THE NATIONAL TREASURY OTHER THAN IATF  
GENERAL FUND - AUTOMATIC APPROPRIATIONS - GERMANY  
GENERAL FUND - AUTOMATIC APPROPRIATIONS - INTERNATIONAL BANK OF RECONSTRUCTION AND DEVELOPMENT (IBRD)  
GENERAL FUND - AUTOMATIC APPROPRIATIONS - JAPAN  
GENERAL FUND - AUTOMATIC APPROPRIATIONS - RETIREMENT AND LIFE INSURANCE PREMIUMS  
GENERAL FUND - CONTINUING APPROPRIATIONS - CONTINGENT FUND  
GENERAL FUND - CONTINUING APPROPRIATIONS - E-GOVERNMENT FUND  
GENERAL FUND - CONTINUING APPROPRIATIONS - INTERNATIONAL COMMITMENTS FUND  
GENERAL FUND - CONTINUING APPROPRIATIONS - SPECIFIC BUDGETS OF NATIONAL GOVERNMENT AGENCIES  
GENERAL FUND - NEW GENERAL APPROPRIATIONS - CONTINGENT FUND  
GENERAL FUND - NEW GENERAL APPROPRIATIONS - E-GOVERNMENT FUND  
GENERAL FUND - NEW GENERAL APPROPRIATIONS - INTERNATIONAL COMMITMENTS FUND  
GENERAL FUND - NEW GENERAL APPROPRIATIONS - MISCELLANEOUS PERSONNEL BENEFITS FUND  
GENERAL FUND - NEW GENERAL APPROPRIATIONS - PENSION AND GRATUITY FUND  
GENERAL FUND - NEW GENERAL APPROPRIATIONS - SPECIFIC BUDGETS OF NATIONAL GOVERNMENT AGENCIES  
GENERAL FUND - SUPPLEMENTAL APPROPRIATIONS - SPECIFIC BUDGETS OF NATIONAL GOVERNMENT AGENCIES  
OFF-BUDGETARY FUNDS - REVOLVING FUNDS - COMMISSION ON AUDIT REVOLVING FUND - FEES FROM DORMITORIES, TRAININGS AND SEMINARS

Acctg

Department of Finance

Central Office

Statement of Changes in Net Assets/Equity

As of February 28, 2017



	Total net assets/equity
Balance at December 31, 2016	1,186,130,063.30
Changes in accounting policy	(147,259.59)
Prior Period Adjustments/Unrecorded Income and Expenses	(14,746,902.56)
Other Adjustments	0.00
Restated balance	<u>1,171,235,901.15</u>
<b>Changes in net assets/equity for 2017</b>	
Surplus for the period	160,845,727.96
Adjustment of net revenue recognized directly in net assets/equity	0.00
Others	(126,101.98)
Total recognized revenue and expense for the period	<u>160,719,625.98</u>
Balance at Feb 28, 2017	<u><u>1,331,955,527.13</u></u>

