


Department of Finance (OSEC)

Detailed Statement of Financial Position

As of January 31, 2017



All Funds  
(Consolidated Regular Agency and Special Account Funds and Trust)

<b>ASSETS</b>			
<b>Current Assets</b>			
Cash and Cash Equivalent			
Cash on Hand			
Cash - Collecting Officer	11,949.79		
Petty Cash	429,970.00	441,919.79	
Cash in Bank - Local Currency			
Cash in Bank - Local Currency, Current Account		41,990,546.18	
Cash in Bank - Foreign Currency			
Cash in Bank - Foreign Currency, Savings Account		2,894.51	
Treasury/Agency Cash Accounts			
Cash-Treasury/Agency Deposit, Regular	595,838.94		
Cash-Modified Disbursements System (MDS), Regular	56,200,110.98		
Cash-Modified Disbursements System (MDS), Special Account	0.00		
Cash-Modified Disbursements System (MDS), Trust	0.00	56,795,949.92	99,231,310.40
<b>Receivables</b>			
Inter-Agency Receivables			
Due from National Government Agencies	25,416,484.32		
Due from Government-Owned and/or Controlled Corporations	45,083,722.24	70,500,208.56	
Other Receivables			
Receivables - Disallowances/Charges	2,246,213.22		
Due from Officers and Employees	138,721.14		
Other Receivables	286,553.89	2,671,488.25	73,171,694.81
<b>Inventories</b>			
Inventory held for Consumptions			
Office Supplies Inventory	10,909,300.69		
Accountable Forms, Plates and Stickers Inventory	102,256.79		
Drugs and Medicines Inventory	0.00		
Medical, Dental and Laboratory Supplies Inventory	1,767.54		
Fuel, Oil and Lubricants Inventory	14,235.00		
Other Supplies and Materials Inventory	2,122,907.69		13,150,467.71
<b>Other Current Assets</b>			
Advances			
Advances to Special Disbursing Officer	2,423,768.16		
Advances to Officers and Employees	1,547,537.59	3,971,305.75	
Prepayments			
Advances to Contractors	1,612,232.52		
Prepaid Insurance	2,029,766.97		
Other Prepayments	3,484,098.57	7,126,098.06	11,097,403.81
<b>Total Current Assets</b>			<b>196,650,876.73</b>
<b>Non-Current Assets</b>			
<b>Investments</b>			
Financial Assets - Others			
Investments in Stocks	3,500.00		
Other Investments	279,244.40		282,744.40
<b>Property Plant and Equipment</b>			
Land			
Land		329,268,352.72	
Land Improvements			
Other Land Improvements	2,265,821.50		
Less: Accumulated Depreciation - Other Land Improvements	543,630.64		1,722,190.86


Infrastructure Assets				
Power Supply	98,490.84			
Less: Accumulated Depreciation - Power Supply	<u>86,505.91</u>			11,984.93
Buildings and Other Structures				
Buildings	675,191,256.26			
Less: Accumulated Depreciation - Buildings	<u>263,433,609.29</u>	411,757,646.97		
Other Structures	12,700,149.06			
Less: Accumulated Depreciation - Other Structures	<u>2,810,404.05</u>	9,889,745.01		421,647,391.98
Machinery and Equipment				
Office Equipment	791,376.07			
Less: Accumulated Depreciation - Office Equipment	<u>698,526.49</u>	92,849.58		
Information and Communication Technology Equipment	260,521,593.88			
Less: Accumulated Depreciation - Information and Communication Tec	<u>174,038,422.79</u>	86,483,171.09		
Communication Equipment	2,450,511.40			
Less: Accumulated Depreciation - Communication Equipment	<u>1,436,370.77</u>	1,014,140.63		
Disaster Response and Rescue Equipment				
Less: Accumulated Depreciation - Disaster Response and Rescue Equ	<u>-</u>	0.00		
Military, Police and Security Equipment	32,000.00			
Accumulated Depreciation - Military, Police and Security Equipment	<u>30,400.00</u>	1,600.00		
Medical Equipment	440,900.00			
Less: Accumulated Depreciation - Medical Equipment	<u>216,086.98</u>	224,813.02		
Sports Equipment	25,000.00			
Less: Accumulated Depreciation - Sports Equipment	<u>23,750.00</u>	1,250.00		
Other Machinery and Equipment	16,309,666.77			
Less: Accumulated Depreciation - Other Machinery and Equipment	<u>4,873,309.81</u>	11,436,356.96		99,254,181.28
Transportation Equipment				
Motor Vehicles	37,855,400.00			
Less: Accumulated Depreciation - Motor Vehicles	<u>24,000,900.79</u>			13,854,499.21
Furniture and Fixtures and Books				
Furniture and Fixtures	25,154,064.10			
Less: Accumulated Depreciation - Furniture and Fixtures	<u>6,912,221.71</u>	18,241,842.39		
Books	1,635,784.05			
Less: Accumulated Depreciation - Books	<u>1,089,085.72</u>	546,698.33		18,788,540.72
Construction in Progress				
Construction in Progress - Buildings and Other Structures				175,797,731.32
Other Property, Plant and Equipment				
Other Property, Plant and Equipment	5,808,247.19			
Less: Accumulated Depreciation - Other Property, Plant and Equipmer	<u>4,925,311.38</u>	682,935.81		1,061,027,808.83
Intangible assets				
Intangible Assets				
Computer Software	22,635,257.63			
Less: Accumulated Amortization - Computer Software	<u>20,714,930.89</u>			1,920,326.74
Other Non-Current Assets				
Other Assets				<u>25,767,233.71</u>
Total Non-Current Assets				<u>1,088,998,113.68</u>
<b>TOTAL ASSETS</b>				<u><b>1,285,648,990.41</b></u>
<b>TOTAL LIABILITIES</b>				
Current Liabilities				
Payable Accounts				
Accounts Payable		13,658,121.87		
Due to Officers and Employees		<u>1,469,311.44</u>		15,127,433.31

Inter-Agency Payables			
Due to BIR	8,150,363.84		
Due to GSIS	274,665.14		
Due to Pag-IBIG	(12,599.25)		
Due to PhilHealth	244,827.39		
Due to NGAs	267,218.48		
Due to GOCCs	<u>1,754,633.33</u>	10,679,108.93	
Trust Liabilities			
Trust Liabilities	19,567.43		
Bail Bonds Payable	0.00		
Guaranty/Security Deposits Payable	<u>4,190,421.49</u>	4,209,988.92	
Deferred Credits/Unearned Income			
Other Deferred Credits		12,817.90	
Other Payables			
Other Payables		<u>1,585,204.75</u>	
<b>TOTAL LIABILITIES</b>			<u><u>31,614,553.81</u></u>
<b>TOTAL ASSETS less TOTAL LIABILITIES</b>			<u><u>1,254,034,436.60</u></u>
<b>EQUITY</b>			
Government Equity			
Accumulated Surplus/(Deficit)	1,174,024,233.54		
Add: Current Operations	<u>80,010,203.06</u>		<u>1,254,034,436.60</u>
<b>TOTAL EQUITY</b>			<u><u>1,254,034,436.60</u></u>

*Act of*



**Department of Finance**  
**Central Office**  
**Detailed Statement of Financial Performance**  
 As of January 31, 2017



Revenue

Service and Business Income

Service Income

Clearance and Certification Fees	8,250.00		
Processing Fees	457,341.23		
Other Service Income	<u>10,000.00</u>	475,591.23	

Business Income

Rent/Lease Income	<u>167,444.48</u>	<u>167,444.48</u>	<u>643,035.71</u>
-------------------	-------------------	-------------------	-------------------

Total Revenue

643,035.71

Less: Current Operating Expenses

Personnel Services

Salaries and Wages

Salaries and Wages - Regular	12,936,587.38		
Salaries and Wages - Casual/Contractual	<u>309,871.36</u>	13,246,458.74	

Other Compensation

Personal Economic Relief Allowance (PERA)	675,504.53		
Representation Allowance (RA)	456,000.00		
Transportation Allowance (TA)	<u>310,000.00</u>	1,441,504.53	

Personnel Benefit Contributions

Retirement and Life Insurance Premiums	1,677,279.51		
Pag-IBIG Contributions	37,800.00		
Employees Compensation Insurance Premiums	<u>38,000.00</u>	<u>1,753,079.51</u>	16,441,042.78

Maintenance and Other Operating Expenses

Traveling Expenses

Traveling Expenses - Local	37,024.88		
Traveling Expenses - Foreign	<u>31,967.28</u>	68,992.16	

Training and Scholarship Expenses

Training Expenses	<u>81,267.06</u>	81,267.06	
-------------------	------------------	-----------	--

Supplies and Materials Expenses

Office Supplies Expenses	547,468.39		
Accountable Forms Expenses	33,570.00		



**Department of Finance**  
**Central Office**  
**Detailed Statement of Financial Performance**  
**As of January 31, 2017**

Drugs and Medicines Expenses	4,394.71	
Fuel, Oil and Lubricants Expenses	13,000.00	
Other Supplies and Materials Expenses	<u>204,708.25</u>	803,141.35
<b>Utility Expenses</b>		
Water Expenses	234,784.52	
Electricity Expenses	<u>22,713.96</u>	257,498.48
<b>Communication Expenses</b>		
Postage and Courier Services	6,042.84	
Telephone Expenses	<u>88,616.48</u>	94,659.32
<b>Professional Services</b>		
Legal Services	<u>5,000.00</u>	5,000.00
<b>Repairs and Maintenance</b>		
Repairs and Maintenance - Buildings and Other Structures	540,835.91	
Repairs and Maintenance - Transportation Equipment	<u>34,800.00</u>	575,635.91
<b>Taxes, Insurance Premiums and Other Fees</b>		
Taxes, Duties and Licenses	2,319.06	
Insurance Expenses	<u>258,817.96</u>	261,137.02
<b>Other Maintenance and Operating Expenses</b>		
Representation Expenses	155,704.28	
Other Maintenance and Operating Expenses	<u>30,539.70</u>	<u>186,243.98</u>
<b>Non-Cash Expenses</b>		
<b>Depreciation</b>		
Depreciation - Land Improvements	7,587.43	
Depreciation - Infrastructure Assets	1,150.84	
Depreciation - Buildings and Other Structures	2,377,028.78	
Depreciation - Machinery and Equipment	1,304,810.48	
Depreciation - Transportation Equipment	318,426.43	
Depreciation - Furniture, Fixtures and Books	<u>42,978.52</u>	<u>4,051,982.48</u>
<b>Total Operating Expenses</b>		<u>22,826,600.54</u>
<b>Surplus/(Deficit) from Current Operations</b>		<u>(22,183,564.83)</u>
<b>Financial Assistance/Subsidy from LGUs, GOCCs</b>		



Department of Finance  
Central Office  
**Detailed Statement of Financial Performance**  
As of January 31, 2017

Subsidy from National Government

102,193,767.89

102,193,767.89

Surplus(Deficit) for the period


80,010,203.06

CUSTODIAL FUNDS - TRUST RECEIPTS - INTER-AGENCY TRANSFERRED FUND (IATF)  
CUSTODIAL FUNDS - TRUST RECEIPTS - RECEIPTS DEPOSITED WITH THE NATIONAL TREASURY OTHER THAN IATF  
GENERAL FUND - AUTOMATIC APPROPRIATIONS - GERMANY  
GENERAL FUND - AUTOMATIC APPROPRIATIONS - INTERNATIONAL BANK OF RECONSTRUCTION AND DEVELOPMENT (IBRD)  
GENERAL FUND - AUTOMATIC APPROPRIATIONS - JAPAN  
GENERAL FUND - AUTOMATIC APPROPRIATIONS - RETIREMENT AND LIFE INSURANCE PREMIUMS  
GENERAL FUND - CONTINUING APPROPRIATIONS - CONTINGENT FUND  
GENERAL FUND - CONTINUING APPROPRIATIONS - E-GOVERNMENT FUND  
GENERAL FUND - CONTINUING APPROPRIATIONS - INTERNATIONAL COMMITMENTS FUND  
GENERAL FUND - CONTINUING APPROPRIATIONS - SPECIFIC BUDGETS OF NATIONAL GOVERNMENT AGENCIES  
GENERAL FUND - NEW GENERAL APPROPRIATIONS - CONTINGENT FUND  
GENERAL FUND - NEW GENERAL APPROPRIATIONS - E-GOVERNMENT FUND  
GENERAL FUND - NEW GENERAL APPROPRIATIONS - INTERNATIONAL COMMITMENTS FUND  
GENERAL FUND - NEW GENERAL APPROPRIATIONS - MISCELLANEOUS PERSONNEL BENEFITS FUND  
GENERAL FUND - NEW GENERAL APPROPRIATIONS - PENSION AND GRATUITY FUND  
GENERAL FUND - NEW GENERAL APPROPRIATIONS - SPECIFIC BUDGETS OF NATIONAL GOVERNMENT AGENCIES  
GENERAL FUND - SUPPLEMENTAL APPROPRIATIONS - SPECIFIC BUDGETS OF NATIONAL GOVERNMENT AGENCIES  
OFF-BUDGETARY FUNDS - REVOLVING FUNDS - COMMISSION ON AUDIT REVOLVING FUND - FEES FROM DORMITORIES, TRAININGS AND SEMINARS



Debit

**Department of Finance**  
**Central Office**  
**Detailed Statement of Cash Flows**  
For The Period January 01, 2017 To January 31, 2017



**CASH FLOWS FROM OPERATING ACTIVITIES**

**Cash Inflows**

Receipt of Notice of Cash Allocation (NCA)	91,120,823.00
Receipt of Notice of Cash Allocation (NCA)	91,120,823.00
Collection of Income/Revenues	475,591.23
Collection of Other Income	10,000.00
Collection of Service Income	465,591.23
Other Receipts	11,364,238.68
Adjustment for cash accounts	200.00
Collection from Audit Disallowances	4,443.84
Collection of Overpayment of Expenses for Prior Years - Unbilled	311.90
Collection of Personal Accounts	97,052.73
Collection of Receivables from GOCCs	83,722.24
Collections directly Deposited bt the Payee to the Department's Bank Account	89,132.82
Correction of Errors	2,000.28
Refund of Cash Advance	14,429.98
Set-up for the Constructive Receipt of Cash for Remittances thru TRA	11,072,944.89
Total Cash Inflows	<u>102,960,652.91</u>

**Cash Outflows**

Payment of Expenses	(549,640.49)
Payment for Communication Expenses	(120,194.91)
Payment for Other Maintenance and Other Operating Expenses	(8,850.64)
Payment for Training and Scholarship Expenses	(69,451.64)
Payment for Utility Expenses	(351,143.30)
Purchase of Inventories	(616,899.80)
Payment for Purchase of Inventories, Supplies and Materials Directly Issued to End-User	(389,441.40)
Payment for the Procurement Made to Procurement Service	(227,458.40)
Grant of Cash Advances	(905,980.28)
Grant of Cash Advance	(905,980.28)
Prepayments	(2,895.39)
Payment for Prepayments	(2,895.39)
Other Disbursements	(44,015,750.53)
Closing of the Petty Cash Fund due to the Retirement/Tranfer of the Petty Cash Custodian	(14,716.75)



Department of Finance  
Central Office  
**Detailed Statement of Cash Flows**  
For The Period January 01, 2017 To January 31, 2017

Grant of Cash Advance	(324,558.44)
Payment / Reimbursement of Traveling Expenses	(5,640.00)
Payment for Accounts Payable	(1,389,846.76)
Payment for Professional Services	(80,910.00)
Payment for Repairs and Maintenance of Transportation Equipment	(32,902.37)
Payment for the Purchase of Property, Plant and Equipment	(14,196.43)
Payment of accounts payable	(6,325,535.36)
Payment of Allowances, Bonus and Other Compensation/Benefits	(80,359.70)
Payment of Other Maintenance and Other Operating Expenses (MOOE)	(136,695.75)
Payment of Payables thru ADA	(9,272,605.60)
Payment of Salaries, Allowances, Bonus and Other Compensation	(8,886,771.03)
Payment of Taxes, Insurance Premiums and Other fees	(2,319.06)
Payment of Training and Scholarship Expenses	(22,540.00)
Payment/Reimbursement for Purchase of Inventory Items Directly Issued to End-users	(396,268.73)
Payment/Reimbursement for Repairs and Maintenance	(25,925.00)
Payment/Reimbursement of Travelling Expenses	(50,571.16)
Purchase of Property, Plant and Equipment	(415,008.93)
Refund of Overdeductions	(67,763.70)
Remittance of salary deductions based in individual checks issued to GSIS, PHIC,HDMF and	(4,924,942.09)
Remittance of salary deductions based in individual checks issued to GSIS, PHIC,HDMF and	(354,847.13)
Remittance of Taxes thru Tax Remittance Advice (TRA)	(11,072,944.89)
Replenishment of Petty Cash	(117,881.65)
<b>Total Cash Outflows</b>	<b><u>(46,091,166.49)</u></b>
<b>Cash Provided by (Used In) Operating Activities</b>	<b><u>56,869,486.42</u></b>
<b>Total Cash provided by Operating, Investing and Financing Activities</b>	<b>56,869,486.42</b>
<b>Add : Cash Balance, Beginning Jan 1 2017</b>	<b><u>42,361,823.98</u></b>
<b>Cash Balance, Ending Jan 31 2017</b>	<b><u><u>99,231,310.40</u></u></b>





Department of Finance  
Central Office  
**Detailed Statement of Cash Flows**  
For The Period January 01, 2017 To January 31, 2017

CUSTODIAL FUNDS - TRUST RECEIPTS - INTER-AGENCY TRANSFERRED FUND (IATF)  
CUSTODIAL FUNDS - TRUST RECEIPTS - RECEIPTS DEPOSITED WITH THE NATIONAL TREASURY OTHER THAN IATF  
GENERAL FUND - AUTOMATIC APPROPRIATIONS - GERMANY  
GENERAL FUND - AUTOMATIC APPROPRIATIONS - INTERNATIONAL BANK OF RECONSTRUCTION AND DEVELOPMENT (IBRD)  
GENERAL FUND - AUTOMATIC APPROPRIATIONS - JAPAN  
GENERAL FUND - AUTOMATIC APPROPRIATIONS - RETIREMENT AND LIFE INSURANCE PREMIUMS  
GENERAL FUND - CONTINUING APPROPRIATIONS - CONTINGENT FUND  
GENERAL FUND - CONTINUING APPROPRIATIONS - E-GOVERNMENT FUND  
GENERAL FUND - CONTINUING APPROPRIATIONS - INTERNATIONAL COMMITMENTS FUND  
GENERAL FUND - CONTINUING APPROPRIATIONS - SPECIFIC BUDGETS OF NATIONAL GOVERNMENT AGENCIES  
GENERAL FUND - NEW GENERAL APPROPRIATIONS - CONTINGENT FUND  
GENERAL FUND - NEW GENERAL APPROPRIATIONS - E-GOVERNMENT FUND  
GENERAL FUND - NEW GENERAL APPROPRIATIONS - INTERNATIONAL COMMITMENTS FUND  
GENERAL FUND - NEW GENERAL APPROPRIATIONS - MISCELLANEOUS PERSONNEL BENEFITS FUND  
GENERAL FUND - NEW GENERAL APPROPRIATIONS - PENSION AND GRATUITY FUND  
GENERAL FUND - NEW GENERAL APPROPRIATIONS - SPECIFIC BUDGETS OF NATIONAL GOVERNMENT AGENCIES  
GENERAL FUND - SUPPLEMENTAL APPROPRIATIONS - SPECIFIC BUDGETS OF NATIONAL GOVERNMENT AGENCIES  
OFF-BUDGETARY FUNDS - REVOLVING FUNDS - COMMISSION ON AUDIT REVOLVING FUND - FEES FROM DORMITORIES, TRAININGS AND SEMINARS

actg

Department of Finance


Central Office

Statement of Changes in Net Assets/Equity

As of January 31, 2017



	Total net assets/equity
Balance at December 31, 2016	1,186,130,063.30
Changes in accounting policy	0.00
Prior Period Adjustments/Unrecorded Income and Expenses	(12,105,829.76)
Other Adjustments	0.00
<b>Restated balance</b>	<u>1,174,024,233.54</u>
<b>Changes in net assets/equity for 2017</b>	
Surplus for the period	80,010,203.06
Adjustment of net revenue recognized directly in net assets/equity	0.00
Others	0.00
<b>Total recognized revenue and expense for the period</b>	<u>80,010,203.06</u>
<b>Balance at Jan 31, 2017</b>	<u><u>1,254,034,436.60</u></u>



Department of Finance

Central Office

Statement of Changes in Net Assets/Equity

As of January 31, 2017



Total net  
assets/equity

CUSTODIAL FUNDS - TRUST RECEIPTS -  
INTER-AGENCY TRANSFERRED FUND (IATF)  
CUSTODIAL FUNDS - TRUST RECEIPTS - RECEIPTS  
DEPOSITED WITH THE NATIONAL TREASURY OTHER  
THAN IATF  
GENERAL FUND - AUTOMATIC APPROPRIATIONS -  
GERMANY  
GENERAL FUND - AUTOMATIC APPROPRIATIONS -  
INTERNATIONAL BANK OF RECONSTRUCTION AND  
DEVELOPMENT (IBRD)  
GENERAL FUND - AUTOMATIC APPROPRIATIONS -  
JAPAN  
GENERAL FUND - AUTOMATIC APPROPRIATIONS -  
RETIREMENT AND LIFE INSURANCE PREMIUMS  
GENERAL FUND - CONTINUING APPROPRIATIONS -  
CONTINGENT FUND  
GENERAL FUND - CONTINUING APPROPRIATIONS -  
E-GOVERNMENT FUND  
GENERAL FUND - CONTINUING APPROPRIATIONS -  
INTERNATIONAL COMMITMENTS FUND  
GENERAL FUND - CONTINUING APPROPRIATIONS -  
SPECIFIC BUDGETS OF NATIONAL GOVERNMENT  
AGENCIES  
GENERAL FUND - NEW GENERAL APPROPRIATIONS -  
CONTINGENT FUND  
GENERAL FUND - NEW GENERAL APPROPRIATIONS -  
E-GOVERNMENT FUND  
GENERAL FUND - NEW GENERAL APPROPRIATIONS -  
INTERNATIONAL COMMITMENTS FUND  
GENERAL FUND - NEW GENERAL APPROPRIATIONS -  
MISCELLANEOUS PERSONNEL BENEFITS FUND  
GENERAL FUND - NEW GENERAL APPROPRIATIONS -  
PENSION AND GRATUITY FUND  
GENERAL FUND - NEW GENERAL APPROPRIATIONS -  
SPECIFIC BUDGETS OF NATIONAL GOVERNMENT  
AGENCIES  
GENERAL FUND - SUPPLEMENTAL APPROPRIATIONS -  
SPECIFIC BUDGETS OF NATIONAL GOVERNMENT  
AGENCIES  
OFF-BUDGETARY FUNDS - REVOLVING FUNDS -  
COMMISSION ON AUDIT REVOLVING FUND - FEES  
FROM DORMITORIES, TRAININGS AND SEMINARS