

Acctg


Department of Finance (OSEC)

Detailed Statement of Financial Position

As of September 30, 2016

All Funds

(Consolidated Regular Agency and Special Account Funds and Trust)



ASSETS

Current Assets

Cash and Cash Equivalent

Cash on Hand

Cash - Collecting Officer

13,100.00

Petty Cash

524,970.00

538,070.00

Cash in Bank - Local Currency

Cash in Bank - Local Currency, Current Account

41,402,259.71

Cash in Bank - Foreign Currency

Cash in Bank - Foreign Currency, Savings Account

298,571.22

Treasury/Agency Cash Accounts

Cash-Treasury/Agency Deposit, Regular

8,845,365.32

Cash-Modified Disbursements System (MDS), Regular

92,463.00

Cash-Modified Disbursements System (MDS), Special Account

0.00

Cash-Modified Disbursements System (MDS), Trust

0.00

8,937,828.32

51,176,729.25

Receivables

Inter-Agency Receivables

Due from National Government Agencies

19,262,881.73

Due from Government-Owned and/or Controlled Corporations

45,062,335.33

64,325,217.06

Other Receivables

Receivables - Disallowances/Charges

2,246,575.05

Due from Officers and Employees

61,592.63

Other Receivables

286,553.89

2,594,721.57

66,919,938.63

Inventories

Inventory held for Consumptions

Office Supplies inventory

9,676,154.74

Accountable Forms, Plates and Stickers Inventory

112,440.26

Drugs and Medicines inventory

377,716.20

Medical, Dental and Laboratory Supplies Inventory

1,767.54

Fuel, Oil and Lubricants inventory

14,235.00

Other Supplies and Materials Inventory

2,121,756.94

12,304,070.68

Other Current Assets

Advances

Advances to Special Disbursing Officer

3,441,841.86

Advances to Officers and Employees

1,423,631.30

4,865,473.16

Prepayments

Advances to Contractors

8,727,087.32

Prepaid Insurance

2,341,149.56

Other Prepayments

3,587,961.27

14,656,198.15

19,521,671.31

Total Current Assets

149,922,409.87

Non-Current Assets

Investments

Financial Assets - Others

Investments in Stocks

3,500.00

Other Investments

279,244.40

282,744.40

Property Plant and Equipment

Land

Land

329,268,352.72

Land Improvements

Other Land Improvements

2,265,821.50

Less: Accumulated Depreciation - Other Land Improvements

513,280.92

1,752,540.58


Infrastructure Assets			
Power Supply	98,490.84		
Less: Accumulated Depreciation - Power Supply	<u>81,902.55</u>		16,588.29
Buildings and Other Structures			
Buildings	673,613,674.26		
Less: Accumulated Depreciation - Buildings	<u>260,466,221.31</u>	413,147,452.95	
Other Structures	12,700,149.06		
Less: Accumulated Depreciation - Other Structures	<u>2,561,458.01</u>	<u>10,138,691.05</u>	423,286,144.00
Machinery and Equipment			
Office Equipment	791,376.07		
Less: Accumulated Depreciation - Office Equipment	<u>693,586.53</u>	97,789.54	
Information and Communication Technology Equipment	258,291,030.38		
Less: Accumulated Depreciation - Information and Communication T	<u>155,130,509.17</u>	103,160,521.21	
Communication Equipment	2,492,531.40		
Less: Accumulated Depreciation - Communication Equipment	<u>1,400,063.03</u>	1,092,468.37	
Disaster Response and Rescue Equipment			
Less: Accumulated Depreciation - Disaster Response and Rescue Eq	<u>-</u>	0.00	
Military, Police and Security Equipment	32,000.00		
Accumulated Depreciation - Military, Police and Security Equipment	<u>30,400.00</u>	1,600.00	
Medical Equipment	440,900.00		
Less: Accumulated Depreciation - Medical Equipment	<u>207,923.34</u>	232,976.66	
Sports Equipment	25,000.00		
Less: Accumulated Depreciation - Sports Equipment	<u>23,750.00</u>	1,250.00	
Other Machinery and Equipment	7,460,972.97		
Less: Accumulated Depreciation - Other Machinery and Equipment	<u>4,078,048.74</u>	<u>3,382,924.23</u>	107,969,530.01
Transportation Equipment			
Motor Vehicles	37,855,400.00		
Less: Accumulated Depreciation - Motor Vehicles	<u>22,727,190.18</u>		15,128,209.82
Furniture and Fixtures and Books			
Furniture and Fixtures	25,154,064.10		
Less: Accumulated Depreciation - Furniture and Fixtures	<u>6,767,068.43</u>	18,386,995.67	
Books	1,656,383.65		
Less: Accumulated Depreciation - Books	<u>1,062,324.92</u>	<u>594,058.73</u>	18,981,054.40
Construction in Progress			
Construction in Progress - Buildings and Other Structures			172,851,868.91
Other Property, Plant and Equipment			
Other Property, Plant and Equipment	5,608,247.19		
Less: Accumulated Depreciation - Other Property, Plant and Equipme	<u>4,925,311.38</u>		682,935.81
Intangible assets			
Intangible Assets			
Computer Software	22,635,257.63		
Less: Accumulated Amortization - Computer Software	<u>20,564,345.97</u>		2,070,911.66
Other Non-Current Assets			
Other Assets			<u>25,767,233.71</u>
Total Non-Current Assets			<u>1,098,058,114.31</u>
TOTAL ASSETS			<u>1,247,980,524.18</u>
TOTAL LIABILITIES			
Current Liabilities			
Payable Accounts			
Accounts Payable		0.00	
Due to Officers and Employees		<u>124,466.89</u>	124,466.89
Inter-Agency Payables			

Due to BIR	9,239,478.60	
Due to GSIS	2,762,292.80	
Due to Pag-IBIG	(9,797.30)	
Due to PhilHealth	110,552.39	
Due to NGAs	267,085.08	
Due to GOCCs	<u>1,754,633.33</u>	14,124,244.90
Trust Liabilities		
Trust Liabilities	132,628.43	
Bail Bonds Payable	9,000.00	
Guaranty/Security Deposits Payable	<u>4,287,798.08</u>	4,429,426.51
Deferred Credits/Unearned Income		
Other Deferred Credits		12,817.90
Other Payables		
Other Payables		<u>1,001,047.63</u>
TOTAL LIABILITIES		<u>19,692,003.83</u>
TOTAL ASSETS less TOTAL LIABILITIES		<u>1,228,288,520.35</u>
EQUITY		
Government Equity		
Accumulated Surplus/(Deficit)	1,173,566,573.49	
Add: Current Operations	<u>54,721,946.86</u>	<u>1,228,288,520.35</u>
TOTAL EQUITY		<u>1,228,288,520.35</u>

Acctg



Department of Finance
 Central Office
Detailed Statement of Financial Performance
 As of September 30, 2016



venue			
Service and Business Income			
Service Income			
Clearance and Certification Fees	82,750.00		
Processing Fees	4,861,893.92		
Other Service Income	<u>241,600.00</u>	5,186,243.92	
Business Income			
Rent/Lease Income	753,500.16		
Interest Income	<u>92,279.36</u>	<u>845,779.52</u>	6,032,023.44
Other Non-Operating Income			
Miscellaneous Income			
Miscellaneous income	<u>14,682.10</u>		<u>14,682.10</u>
Total Revenue			<u>6,046,705.54</u>
Current Operating Expenses			
Personnel Services			
Salaries and Wages			
Salaries and Wages - Regular	124,947,121.24		
Salaries and Wages - Casual/Contractual	<u>4,324,893.39</u>	129,272,014.63	
Other Compensation			
Personal Economic Relief Allowance (PERA)	6,601,826.57		
Representation Allowance (RA)	4,986,750.00		
Transportation Allowance (TA)	3,412,625.00		
Clothing/Uniform Allowance	1,880,000.00		
Subsistence Allowance	28,500.00		
Laundry Allowance	4,008.98		
Honoraria	3,042,781.77		
Hazard Pay	182,826.00		
Overtime and Night Pay	164,072.79		



Department of Finance
Central Office
Detailed Statement of Financial Performance
As of September 30, 2016

Year End Bonus	13,059,374.10		
Cash Gift	3,500.00		
Other Bonuses and Allowances	<u>5,915,000.00</u>	39,281,265.21	
Personnel Benefit Contributions			
Retirement and Life Insurance Premiums	13,504,188.03		
Pag-IBIG Contributions	336,000.00		
PhilHealth Contributions	940,756.25		
Employees Compensation Insurance Premiums	<u>298,277.50</u>	15,079,221.78	
Other Personnel Benefits			
Retirement Gratuity	16,562.63		
Terminal Leave Benefits	2,293,880.16		
Other Personnel Benefits	<u>4,501,138.45</u>	<u>6,811,579.24</u>	190,444,080.86
Maintenance and Other Operating Expenses			
Traveling Expenses			
Traveling Expenses - Local	866,250.36		
Traveling Expenses - Foreign	<u>13,393,068.02</u>	14,259,318.38	
Training and Scholarship Expenses			
Training Expenses	<u>7,255,167.08</u>	7,255,167.08	
Supplies and Materials Expenses			
Office Supplies Expenses	5,352,100.43		
Accountable Forms Expenses	140,092.51		
Drugs and Medicines Expenses	87,874.25		
Medical, Dental and Laboratory Supplies Expenses	20,517.55		
Fuel, Oil and Lubricants Expenses	513,843.18		
Semi-Expendable Machinery and Equipment Expenses	425,045.00		
Semi-Expendable Furniture, Fixtures and Books Expenses	456,751.90		
Other Supplies and Materials Expenses	<u>2,476,403.24</u>	9,472,628.06	
Utility Expenses			



Department of Finance
Central Office
Detailed Statement of Financial Performance
As of September 30, 2016

Water Expenses	2,631,846.46	
Electricity Expenses	<u>14,011,302.85</u>	16,643,149.31
Communication Expenses		
Postage and Courier Services	313,014.51	
Telephone Expenses	3,967,107.93	
Internet Subscription Expenses	<u>3,544,800.00</u>	7,824,922.44
Confidential, Intelligence and Extraordinary Expenses		
Extraordinary and Miscellaneous Expenses	<u>1,693,587.10</u>	1,693,587.10
Professional Services		
Legal Services	34,350.00	
Consultancy Services	16,505,884.61	
Other Professional Services	<u>13,603,076.31</u>	30,143,310.92
General Services		
Janitorial Services	2,991,383.30	
Security Services	<u>4,025,835.00</u>	7,017,218.30
Repairs and Maintenance		
Repairs and Maintenance - Buildings and Other Structures	4,149,733.48	
Repairs and Maintenance - Machinery and Equipment	635,550.00	
Repairs and Maintenance - Transportation Equipment	784,168.65	
Repairs and Maintenance - Furniture and Fixtures	<u>6,600.00</u>	5,576,052.13
Taxes, Insurance Premiums and Other Fees		
Taxes, Duties and Licenses	7,595,341.77	
Fidelity Bond Premiums	142,425.23	
Insurance Expenses	<u>811,463.10</u>	8,549,230.10
Other Maintenance and Operating Expenses		
Advertising Expenses	4,829,776.68	
Printing and Publication Expenses	1,764,900.00	
Representation Expenses	679,425.97	



Department of Finance
Central Office
Detailed Statement of Financial Performance
As of September 30, 2016

Transportation and Delivery Expenses	123,010.00		
Rent/Lease Expenses	4,998,880.75		
Subscription Expenses	2,445,418.80		
Donations	207,219.07		
Other Maintenance and Operating Expenses	<u>2,866,825.30</u>	<u>17,915,456.57</u>	126,350,040.39
Non-Cash Expenses			
Depreciation			
Depreciation - Land Improvements	68,286.87		
Depreciation - Infrastructure Assets	10,357.56		
Depreciation - Buildings and Other Structures	6,041,982.94		
Depreciation - Machinery and Equipment	12,322,211.23		
Depreciation - Transportation Equipment	2,865,852.54		
Depreciation - Furniture, Fixtures and Books	<u>391,157.41</u>	21,699,848.55	
Amortization			
Amortization - Intangible Assets	<u>678,394.12</u>	<u>678,394.12</u>	<u>22,378,242.67</u>
Operating Expenses			<u>339,172,363.92</u>
Plus/(Deficit) from Current Operations			<u>(333,125,658.38)</u>
Financial Assistance/Subsidy from LGUs, GOCCs			
Subsidy from National Government	388,125,766.73		388,125,766.73
Gains			
Gain on Foreign Exchange (FOREX)	594,969.01		
Other Gains		639,969.01	
Losses			
Loss on Foreign Exchange (FOREX)	806,017.04		
Loss of Assets		<u>(918,130.50)</u>	<u>(278,161.49)</u>
Plus/(Deficit) for the period			<u><u>54,721,946.86</u></u>



Department of Finance
Central Office
Detailed Statement of Financial Performance
As of September 30, 2016

- CUSTODIAL FUNDS - TRUST RECEIPTS - INTER-AGENCY TRANSFERRED FUND (IATF)
- CUSTODIAL FUNDS - TRUST RECEIPTS - RECEIPTS DEPOSITED WITH THE NATIONAL TREASURY OTHER THAN IATF
- GENERAL FUND - AUTOMATIC APPROPRIATIONS - GERMANY
- GENERAL FUND - AUTOMATIC APPROPRIATIONS - INTERNATIONAL BANK OF RECONSTRUCTION AND DEVELOPMENT (IBRD)
- GENERAL FUND - AUTOMATIC APPROPRIATIONS - JAPAN
- GENERAL FUND - AUTOMATIC APPROPRIATIONS - RETIREMENT AND LIFE INSURANCE PREMIUMS
- GENERAL FUND - CONTINUING APPROPRIATIONS - CONTINGENT FUND
- GENERAL FUND - CONTINUING APPROPRIATIONS - E-GOVERNMENT FUND
- GENERAL FUND - CONTINUING APPROPRIATIONS - INTERNATIONAL COMMITMENTS FUND
- GENERAL FUND - CONTINUING APPROPRIATIONS - SPECIFIC BUDGETS OF NATIONAL GOVERNMENT AGENCIES
- GENERAL FUND - NEW GENERAL APPROPRIATIONS - CONTINGENT FUND
- GENERAL FUND - NEW GENERAL APPROPRIATIONS - E-GOVERNMENT FUND
- GENERAL FUND - NEW GENERAL APPROPRIATIONS - INTERNATIONAL COMMITMENTS FUND
- GENERAL FUND - NEW GENERAL APPROPRIATIONS - MISCELLANEOUS PERSONNEL BENEFITS FUND
- GENERAL FUND - NEW GENERAL APPROPRIATIONS - PENSION AND GRATUITY FUND
- GENERAL FUND - NEW GENERAL APPROPRIATIONS - SPECIFIC BUDGETS OF NATIONAL GOVERNMENT AGENCIES
- GENERAL FUND - SUPPLEMENTAL APPROPRIATIONS - SPECIFIC BUDGETS OF NATIONAL GOVERNMENT AGENCIES
- OFF-BUDGETARY FUNDS - REVOLVING FUNDS - COMMISSION ON AUDIT REVOLVING FUND - FEES FROM DORMITORIES, TRAININGS AND SEMINARS


0000
 0001
 0002
 0003
 0004
 0005
 0006
 0007
 0008
 0009
 0010
 0011
 0012
 0013
 0014
 0015
 0016
 0017
 0018
 0019
 0020
 0021
 0022
 0023
 0024
 0025
 0026
 0027
 0028
 0029
 0030
 0031
 0032
 0033
 0034
 0035
 0036
 0037
 0038
 0039
 0040
 0041
 0042
 0043
 0044
 0045
 0046
 0047
 0048
 0049
 0050
 0051
 0052
 0053
 0054
 0055
 0056
 0057
 0058
 0059
 0060
 0061
 0062
 0063
 0064
 0065
 0066
 0067
 0068
 0069
 0070
 0071
 0072
 0073
 0074
 0075
 0076
 0077
 0078
 0079
 0080
 0081
 0082
 0083
 0084
 0085
 0086
 0087
 0088
 0089
 0090
 0091
 0092
 0093
 0094
 0095
 0096
 0097
 0098
 0099

Acety



Department of Finance
Central Office
Detailed Statement of Cash Flows

For The Period September 01, 2016 To September 30, 2016



CASH FLOWS FROM OPERATING ACTIVITIES

Cash Inflows

Receipt of Notice of Cash Allocation (NCA)	66,328,373.00
Receipt of Notice of Cash Allocation (NCA)	66,328,373.00
Collection of Income/Revenues	505,481.95
Collection of Other Income	53,054.19
Collection of Service Income	452,427.76
Other Receipts	5,636,098.84
Adjustment on Notice of Cash Allocation (NCA)	4,213,481.25
Collection of Overpayment of Personal Services - Billed	40,636.08
Collection of Personal Accounts	102,646.25
Collection of Receivables from GOCCs	114,178.72
Collections directly Deposited bt the Payee to the Department's Bank Account	30,000.00
Refund of Cash Advance	46,395.00
Set-up for the Constructive Receipt of Cash for Remittances thru TRA	1,088,761.54
Total Cash Inflows	<u>72,469,953.79</u>

Cash Outflows

Payment of Expenses	(3,046,908.76)
Payment for Communication Expenses	(164,055.55)
Payment for Other Maintenance and Other Operating Expenses	(108,831.97)
Payment for Training and Scholarship Expenses	(664,734.88)
Payment for Utility Expenses	(2,109,286.36)
Purchase of Inventories	(6,418,545.15)
Payment for Purchase of Inventories, Supplies and Materials Directly Issued to End-User	(6,180,577.05)
Payment for Purchase of Inventories, Supplies and Materials for Stock	(237,968.10)
Other Disbursements	(87,152,007.22)
Adjustment on Foreign Exchange Rate	(3,642.67)
Adjustment on Notice of Cash Allocation (NCA)	(4,213,481.25)
Grant of Cash Advance	(500,352.15)
Liquidation of Cash Advances by the Disbursing Officer	(13,476.00)
Payment / Reimbursement of Traveling Expenses	(28,813.43)
Payment /Reimbursement of Miscellaneous, Extraordinary and Confidential Expenses	(193,000.00)
Payment for Billings of Contractors for Construction of Agency Assets	(898,582.13)



Department of Finance
Central Office
Detailed Statement of Cash Flows
For The Period September 01, 2016 To September 30, 2016

Payment for Professional Services	(170,481.49)
Payment for Repairs and Maintenance of Transportation Equipment	(117,457.30)
Payment for the Purchase of Property, Plant and Equipment	(21,370.35)
Payment for the Purchase of Semi-Expendable Furniture, Fixtures and Books	(36,172.50)
Payment for the Purchase of Semi-Expendable Machinery and Equipment	(128,099.08)
Payment of Allowances, Bonus and Other Compensation/Benefits	(948,748.74)
Payment of Communication Expenses	(237,000.00)
Payment of Other Maintenance and Other Operating Expenses (MOOE)	(266,320.60)
Payment of Professional and Other Professional Services	(259,698.70)
Payment of Salaries, Allowances, Bonus and Other Compensation	(15,143,050.75)
Payment of Taxes, Insurance Premiums and Other fees	(1,383,837.37)
Payment/Reimbursement for Purchase of Inventory Items Directly Issued to End-users	(149,924.01)
Payment/Reimbursement for Repairs and Maintenance	(478,859.21)
Payment/Reimbursement of Travelling Expenses	(467,020.78)
Purchase of Property, Plant and Equipment	(865,907.71)
Refund of Overdeduction from Employees/Supplier	(3,556.31)
Refund of Overdeductions	(22,502.46)
Remittance of salary deductions based in individual checks issued to GSIS, PHIC, HDMF and	(4,786,295.33)
Remittance of salary deductions based in individual checks issued to GSIS, PHIC, HDMF and	(1,029,755.82)
Remittance of Taxes thru Tax Remittance Advice (TRA)	(1,088,761.54)
Replenishment of Petty Cash	(50,648.88)
Unutilized Notice of Cash Allocation (NCA)	(53,645,190.66)
Total Cash Outflows	<u>(96,617,461.13)</u>
Cash Provided by (Used in) Operating Activities	<u>(24,147,507.34)</u>
Total Cash provided by Operating, Investing and Financing Activities	(24,147,507.34)
Add : Cash Balance, Beginning Sep 1 2016	<u>75,324,236.59</u>
Cash Balance, Ending Sep 30 2016	<u><u>51,176,729.25</u></u>



Department of Finance Central Office Detailed Statement of Cash Flows

For The Period September 01, 2016 To September 30, 2016

Date:

- CUSTODIAL FUNDS - TRUST RECEIPTS - INTER-AGENCY TRANSFERRED FUND (IATF)
- CUSTODIAL FUNDS - TRUST RECEIPTS - RECEIPTS DEPOSITED WITH THE NATIONAL TREASURY OTHER THAN IATF
- GENERAL FUND - AUTOMATIC APPROPRIATIONS - GERMANY
- GENERAL FUND - AUTOMATIC APPROPRIATIONS - INTERNATIONAL BANK OF RECONSTRUCTION AND DEVELOPMENT (IBRD)
- GENERAL FUND - AUTOMATIC APPROPRIATIONS - JAPAN
- GENERAL FUND - AUTOMATIC APPROPRIATIONS - RETIREMENT AND LIFE INSURANCE PREMIUMS
- GENERAL FUND - CONTINUING APPROPRIATIONS - CONTINGENT FUND
- GENERAL FUND - CONTINUING APPROPRIATIONS - E-GOVERNMENT FUND
- GENERAL FUND - CONTINUING APPROPRIATIONS - INTERNATIONAL COMMITMENTS FUND
- GENERAL FUND - CONTINUING APPROPRIATIONS - SPECIFIC BUDGETS OF NATIONAL GOVERNMENT AGENCIES
- GENERAL FUND - NEW GENERAL APPROPRIATIONS - CONTINGENT FUND
- GENERAL FUND - NEW GENERAL APPROPRIATIONS - E-GOVERNMENT FUND
- GENERAL FUND - NEW GENERAL APPROPRIATIONS - INTERNATIONAL COMMITMENTS FUND
- GENERAL FUND - NEW GENERAL APPROPRIATIONS - MISCELLANEOUS PERSONNEL BENEFITS FUND
- GENERAL FUND - NEW GENERAL APPROPRIATIONS - PENSION AND GRATUITY FUND
- GENERAL FUND - NEW GENERAL APPROPRIATIONS - SPECIFIC BUDGETS OF NATIONAL GOVERNMENT AGENCIES
- GENERAL FUND - SUPPLEMENTAL APPROPRIATIONS - SPECIFIC BUDGETS OF NATIONAL GOVERNMENT AGENCIES
- OFF-BUDGETARY FUNDS - REVOLVING FUNDS - COMMISSION ON AUDIT REVOLVING FUND - FEES FROM DORMITORIES, TRAININGS AND SEMINARS

Date:

- 0001
- 0002
- 0003
- 0004
- 0005
- 0006
- 0007
- 0008
- 0009
- 0010
- 0011
- 0012
- 0013
- 0014
- 0015
- 0016
- 0017
- 0018
- 0019
- 0020
- 0021
- 0022
- 0023
- 0024
- 0025
- 0026
- 0027
- 0028
- 0029
- 0030
- 0031
- 0032
- 0033
- 0034
- 0035
- 0036
- 0037
- 0038
- 0039
- 0040
- 0041
- 0042
- 0043
- 0044
- 0045
- 0046
- 0047
- 0048
- 0049
- 0050
- 0051
- 0052
- 0053
- 0054
- 0055
- 0056
- 0057
- 0058
- 0059
- 0060
- 0061
- 0062
- 0063
- 0064
- 0065
- 0066
- 0067
- 0068
- 0069
- 0070
- 0071
- 0072
- 0073
- 0074
- 0075
- 0076
- 0077
- 0078
- 0079
- 0080
- 0081
- 0082
- 0083
- 0084
- 0085
- 0086
- 0087
- 0088
- 0089
- 0090
- 0091
- 0092
- 0093
- 0094
- 0095
- 0096
- 0097
- 0098
- 0099
- 0100

Date:


- 0101
- 0102
- 0103
- 0104
- 0105
- 0106
- 0107
- 0108
- 0109
- 0110
- 0111
- 0112
- 0113
- 0114
- 0115
- 0116
- 0117
- 0118
- 0119
- 0120
- 0121
- 0122
- 0123
- 0124
- 0125
- 0126
- 0127
- 0128
- 0129
- 0130
- 0131
- 0132
- 0133
- 0134
- 0135
- 0136
- 0137
- 0138
- 0139
- 0140
- 0141
- 0142
- 0143
- 0144
- 0145
- 0146
- 0147
- 0148
- 0149
- 0150
- 0151
- 0152
- 0153
- 0154
- 0155
- 0156
- 0157
- 0158
- 0159
- 0160
- 0161
- 0162
- 0163
- 0164
- 0165
- 0166
- 0167
- 0168
- 0169
- 0170
- 0171
- 0172
- 0173
- 0174
- 0175
- 0176
- 0177
- 0178
- 0179
- 0180
- 0181
- 0182
- 0183
- 0184
- 0185
- 0186
- 0187
- 0188
- 0189
- 0190
- 0191
- 0192
- 0193
- 0194
- 0195
- 0196
- 0197
- 0198
- 0199
- 0200

Recd,

Statement of Changes in Net Assets/Equity
As of September 30, 2016

All Funds
(Consolidated Regular Agency, Special Account-Foreign Grants, Trust)

Balance at January 1, 2016	1,247,656,719.35
Changes in Accounting Policy	(10,720,548.04)
Prior Period Adjustments/Unrecorded Income and Expenses/Adjustments	(60,647,853.51)
Liquidation on Cash Advances	(2,735,806.61)
Adjustment in Funding Source	14,062.30
Restated Balance	1,173,566,573.49
Changes in Net Assets/Equity	
Current Operations Surplus	54,721,946.86
Cash-Treasury/Agency Deposit, Regular	-
Total Recognized Revenue and Expenses for the Period	54,721,946.86
Balance at September 30, 2016	1,228,288,520.35



Statement of Changes in Net Assets/Equity
As of September 30, 2016

All Funds
(Consolidated Regular Agency, Special Account-Foreign Grants, Trust)

	Regular	Special-Foreign	Trust
Balance at January 1, 2016	1,247,656,719.35	1,007,200,534.72	240,424,663.79
Changes in Accounting Policy	(10,720,548.04)	(10,141,735.98)	(494,960.49)
Prior Period Adjustments/Unrecorded Income and Expenses/Adjustments	(60,647,853.51)	(22,508,842.51)	(38,019,368.65)
Liquidation on Cash Advances	(2,735,806.61)	(2,722,330.61)	(13,476.00)
Adjustment in Funding Source	14,062.30	(3,084,391.46)	3,098,453.76
Restated Balance	1,173,566,573.49	968,743,234.16	201,896,858.65
Changes in Net Assets/Equity			
Current Operations Surplus	54,721,946.86	55,756,201.38	(1,034,254.52)
Cash-Treasury/Agency Deposit, Regular	-	-	-
Total Recognized Revenue and Expenses for the Period	54,721,946.86	55,756,201.38	(1,034,254.52)
Balance at September 30, 2016	1,228,288,520.35	1,024,499,435.54	200,862,604.13
			2,926,480.68

Neely