

5/11/2016



REPUBLIC OF THE PHILIPPINES
DEPARTMENT OF BUDGET AND MANAGEMENT

General Solano St, San Miguel, Manila

ACKNOWLEDGEMENT RECEIPT

The **Department of Budget and Management** hereby acknowledges the receipt of your letter/request which has been uploaded to the DBM-Document Management System and routed to the appropriate office/s with the following information:

Sender: DOF - PERSONAL DELIVERY

Document Title: DOF-FINANCIAL PERFORMANCE REPORT AS OF MARCH 31, 2016

Document Reference No: 2016-BA-040649

Date and Time Uploaded: Wednesday, May 11, 2016 1:59:55 PM

Uploaded By: RECEIVING 9

Routed To: BMB-A Elsa Abundo


CC:

Total no of pages received: 2 copies and 5 pages

The determination of the completeness of the documentary requirements submitted, if any, is subject to the evaluation of the technical person in charge.

This receipt is system generated and does not require signature.

Received by:



Department of Budget and Management

**DOCUMENT
MANAGEMENT
SYSTEM**




Department of Finance - Office of the Secretary
Financial Performance Report
As of March 31, 2016
ALL FUNDS
In Thousand Pesos

I. EXPENDITURES											
FUND SOURCE	FY 2016	ALLOTMENTS RECEIVED				OBLIGATIONS INCURRED				UTILIZATION	REMARKS
	APPROPRIATIONS	PS	MOOE	CO	TOTAL	PS	MOOE	CO	TOTAL	RATE (In %)	
	(Full Year)	As of March 2016									
Current Year Budget											
Agency Specific Budget											
OSEC	2,365,650	211,532	326,147	1,817,484	2,355,163	52,294	38,230		90,524	3.84%	
MDFO	220,000			220,000	220,000				-	0.00%	
Special Purpose Funds	22,369	22,369			22,369	4,340			4,340	19.40%	
Automatic Appropriation/Grant Fund	19,068	19,068			19,068	4,535			4,535	23.78%	
Sub-total	2,627,087	252,969	326,147	2,037,484	2,616,600	61,169	38,230	-	99,399	3.80%	
Continuing Appropriation											
Unobligated Allotments as of 12/31/15											
OSEC	376,700	-	62,078	104,043	166,121	-	177	52	229	0.14%	
MDFO											
Sub-total	376,700	-	62,078	104,043	166,121	-	177	52	229	0.14%	
TOTAL	3,003,787	252,969	388,225	2,141,527	2,782,721	61,169	38,407	52	99,628	3.58%	
OF WHICH											
Key Programs/Projects:											
1. Anti-Corruption, Transparent, Accountable and Participatory Governance	433,050	154,328	267,830	10,892	433,050	38,148	18,553	52	56,753	13.11%	
MFO 1 - Financial Sector and Fiscal Policy Services (Domestic and International)	216,480	32,243	180,953	3,284	216,480	7,097	11,551	-	18,648	8.61%	
MFO 2 - Public Sector Financial Resources Management Services	197,883	109,575	80,700	7,608	197,883	27,874	6,294	52	34,220	17.29%	
MFO 3 - Municipal Development Fund Administration Services	18,687	12,510	6,177	-	18,687	3,177	708	-	3,885	20.79%	
2. Poverty Reduction and Empowerment of the Poor and Vulnerable	-	-	-	-	-	-	-	-	-		
3. Rapid, Inclusive and Sustained Economic Growth	-	-	-	-	-	-	-	-	-		
4. Just and lasting peace and rule of law	-	-	-	-	-	-	-	-	-		
5. Integrity of the environment and climate change mitigation and adaptation	-	-	-	-	-	-	-	-	-		
Total	433,050	154,328	267,830	10,892	433,050	38,148	18,553	52	56,753	13.11%	

[illegible]

[illegible]

FUND SOURCE	FY 2016	ALLOTMENTS RECEIVED				OBLIGATIONS INCURRED				UTILIZATION	REMARKS
	APPROPRIATIONS	PS	MOOE	CO	TOTAL	PS	MOOE	CO	TOTAL	RATE (In %)	
	(Full Year)	As of March 2016									
II. DISBURSEMENT											
			DISBURSEMENT								
	FY 2016 CASH PROGRAM		AUTHORITIES	ACTUAL DISBURSEMENTS				DISBURSEMENT			
DISBURSEMENT AUTHORITY			RECEIVED/					RATE		REMARKS	
			ISSUED	PS	MOOE	CO	TOTAL	(In %)			
	FULL YEAR	JAN-MAR	NCA	As of March 31, 2016							
Cash Program for: Gen. Fund											
	2,981,464	332,617	110,753	47,012	43,844	7,850	98,706				
Current Year - Regular & Automatic Appro.	2,270,838	107,132	105,936	42,370	18,366		60,736	91.00%			
Prior Year's Obligation	710,626	225,485	0	1,955	25,478	7,850	35,283				
Special Purpose Fund											
1st Tranche on Compensation Adjustment	-	-	4,817	2,687			2,687	55.78%			
Non-Cash Availment Authority											
Cash Disbursement Ceiling							-				
NCA for Fund 171	70,929	-	37,934	-	7,582	-	7,582	19.99%			
Notice of Cash Allocation (NCA) for: EITI (Extractive Industries Transparency Initiative)											
Special Account -Foreign			37,934		7,582		7,582	19.99%			Disbursement Authority of P37.934 is the
Notice of Cash Allocation (NCA) for: KFW (KFW Capacity Development Support Program)											cash balance from 2015 NCA (excluding
Special Account -Foreign	70,929						-	0.00%			loss/gain in forex)
Non-Cash Availment Authority											
Cash Disbursement Ceiling											
Tax Remittance Advice for: KFW (Actual)			788		788		788	100.00%			
Tax Remittance Advice for: EITI Grant							-				
Tax Remittance Advice for: Gen. Fund	120,973	6,318	10,038	6,436	3,156	446	10,038	100.00%			
Total Tax Remittance Advice	120,973	6,318	10,826	6,436	3,944	446	10,826				
TOTAL OSEC	3,173,366	338,935		53,448	55,370	8,296	117,114				

DISBURSEMENT AUTHORITY	FY 2016 CASH PROGRAM	DISBURSEMENT AUTHORITIES RECEIVED/ ISSUED	ACTUAL DISBURSEMENT				DISBURSEMENT RATE (In %)	REMARKS
	FULL YEAR	JAN-DEC	PS	MOOE	CO	TOTAL		
							As of March 31, 2016	
Notice of Cash Allocation (NCA) for: Current Year	-	-	-	-	-	-	-	
Prior Year's A/Ps	-	312,184	-	-	-	100,270	100,270	
ARCP2		309,622				98,094	98,094	31.68%
HSRAS		2,562				2,176	2,176	84.93%
Total MDFO	-	312,184	-	-	-	100,270	100,270	
TOTAL OSEC & MDFO	1,173,366	651,119		53,448	55,370	108,566	217,384	
APPROVED BY:	Certified Correct :							
 MA. LOURDES B. RECENTE Undersecretary and Chief-of-Staff	 MARICEL V. ESCOBAR OIC, Budget Division							
	 LOLITA R. VERDADERO Head, Accounting Unit							