


dechy

Department of Finance (OSEC)

Detailed Statement of Financial Position

As of March 31, 2016

All Funds
(Consolidated Regular Agency and Special Account Funds and Trust)



ASSETS			
Current Assets			
Cash and Cash Equivalent			
Cash on Hand			
Cash - Collecting Officer	44,562.82		
Petty Cash	398,374.71	442,937.53	
Cash in Bank - Local Currency			
Cash in Bank - Local Currency, Current Account		47,900,312.70	
Cash in Bank - Foreign Currency			
Cash in Bank - Foreign Currency, Savings Account		31,347,496.49	
Treasury/Agency Cash Accounts			
Cash-Treasury/Agency Deposit, Regular		3,246,196.70	82,936,943.42
Receivables			
Inter-Agency Receivables			
Due from National Government Agencies	18,032,071.86		
Due from Government-Owned and/or Controlled Corporations	45,000,000.00	63,032,071.86	
Other Receivables			
Receivables - Disallowances/Charges	2,246,575.05		
Due from Officers and Employees	32,472.18		
Other Receivables	286,553.89	2,565,601.12	65,597,672.98
Inventories			
Inventory held for Consumptions			
Office Supplies Inventory	11,592,886.54		
Accountable Forms, Plates and Stickers Inventory	140,975.06		
Drugs and Medicines Inventory	121,716.20		
Medical, Dental and Laboratory Supplies Inventory	1,767.54		
Fuel, Oil and Lubricants Inventory	14,235.00		
Other Supplies and Materials Inventory	1,760,407.32		13,631,987.66
Other Current Assets			
Advances			
Advances to Special Disbursing Officer	3,972,596.79		
Advances to Officers and Employees	3,656,116.84	7,628,713.63	
Prepayments			
Advances to Contractors	10,194,377.39		
Prepaid Insurance	2,080,637.09		
Other Prepayments	3,493,551.07	15,768,565.55	23,397,279.18
Total Current Assets			
			185,563,883.24
Non-Current Assets			
Investments			
Financial Assets - Others			
Investments in Stocks	3,500.00		
Other Investments	279,244.40		282,744.40
Property Plant and Equipment			
Land			
Land		329,268,352.72	
Land Improvements			
Other Land Improvements	2,265,821.50		
Less: Accumulated Depreciation - Other Land Improvements	467,756.34	1,798,065.16	
Infrastructure Assets			
Power Supply	98,490.84		
Less: Accumulated Depreciation - Power Supply	74,997.51	23,493.33	


Buildings and Other Structures			
Buildings	669,632,013.80		
Less: Accumulated Depreciation - Buildings	<u>258,129,117.39</u>	411,502,896.41	
Other Structures	12,700,149.06		
Less: Accumulated Depreciation - Other Structures	<u>1,061,055.96</u>	11,639,093.08	423,141,989.49
Machinery and Equipment			
Office Equipment	81,750.00		
Less: Accumulated Depreciation - Office Equipment	<u>51,200.28</u>	30,549.72	
Information and Communication Technology Equipment	235,946,471.78		
Less: Accumulated Depreciation - Information and Communication Tec	<u>137,310,275.23</u>	98,636,196.55	
Communication Equipment	2,439,351.40		
Less: Accumulated Depreciation - Communication Equipment	<u>1,304,328.62</u>	1,135,022.78	
Military, Police and Security Equipment	32,000.00		
Accumulated Depreciation - Military, Police and Security Equipment	<u>30,400.00</u>	1,600.00	
Medical Equipment	440,900.00		
Less: Accumulated Depreciation - Medical Equipment	<u>195,677.88</u>	245,222.12	
Sports Equipment	25,000.00		
Less: Accumulated Depreciation - Sports Equipment	<u>23,750.00</u>	1,250.00	
Other Machinery and Equipment	6,269,904.72		
Less: Accumulated Depreciation - Other Machinery and Equipment	<u>2,737,688.41</u>	3,532,216.31	103,582,057.48
Transportation Equipment			
Motor Vehicles	37,855,400.00		
Less: Accumulated Depreciation - Motor Vehicles	<u>20,094,922.37</u>		17,760,477.63
Furniture and Fixtures and Books			
Furniture and Fixtures	23,212,014.36		
Less: Accumulated Depreciation - Furniture and Fixtures	<u>5,188,024.88</u>	18,023,989.48	
Books	1,635,784.05		
Less: Accumulated Depreciation - Books	<u>1,021,857.56</u>	613,926.49	18,637,915.97
Construction in Progress			
Construction in Progress - Buildings and Other Structures			156,946,119.74
Other Property, Plant and Equipment			
Other Property, Plant and Equipment	292,628.92		
Less: Accumulated Depreciation - Other Property, Plant and Equipmer	<u>141,254.93</u>	151,373.99	1,051,309,845.51
Intangible assets			
Intangible Assets			
Computer Software	22,635,257.63		
Less: Accumulated Amortization - Computer Software	<u>20,112,400.61</u>		2,522,857.02
Other Non-Cuurent Assets			
Other Assets			<u>27,874,051.11</u>
Total Non-Current Assets			<u>1,081,989,498.04</u>
TOTAL ASSETS			<u>1,267,553,381.28</u>
TOTAL LIABILITIES			
Current Liabilities			
Payable Accounts			
Accounts Payable		2,529,649.54	
Due to Officers and Employees		<u>443,114.45</u>	2,972,763.99
Inter-Agency Payables			
Due to BIR		10,565,840.11	
Due to GSIS		3,154,337.76	
Due to Pag-IBIG		(5,874.53)	
Due to PhilHealth		115,052.39	
Due to NGAs		266,884.98	
Due to GOCCs		<u>1,754,633.33</u>	15,850,874.04
Trust Liabilities			
Trust Liabilities		1,245,955.02	

Bail Bonds Payable	9,000.00	
Guaranty/Security Deposits Payable	<u>8,591,781.84</u>	9,846,736.86
Deferred Credits/Unearned Income		
Other Deferred Credits		12,817.90
Other Payables		
Other Payables		<u>1,108,784.30</u>
TOTAL LIABILITIES		29,791,977.09
EQUITY		
Government Equity		
Accumulated Surplus/(Deficit)		1,210,685,938.74
Add: Current Operations		<u>27,075,465.45</u>
		<u>1,237,761,404.19</u>
TOTAL LIABILITIES AND EQUITY		<u><u>1,267,553,381.28</u></u>

accfy



Department of Finance
Central Office
Detailed Statement of Financial Performance
 As of March 31, 2016



Revenue			
Service and Business Income			
Service Income			
Clearance and Certification Fees	37,200.00		
Processing Fees	1,701,478.98		
Other Service Income	<u>111,000.00</u>	1,849,678.98	
Business Income			
Rent/Lease Income	251,166.72		
Interest Income	<u>39,622.64</u>	<u>290,789.36</u>	2,140,468.34
Other Non-Operating Income			
Miscellaneous Income			
Miscellaneous Income	<u>14,682.10</u>		<u>14,682.10</u>
Total Revenue			<u>2,155,150.44</u>
Less: Current Operating Expenses			
Personnel Services			
Salaries and Wages			
Salaries and Wages - Regular	41,379,950.29		
Salaries and Wages - Casual/Contractual	<u>1,902,099.75</u>	43,282,050.04	
Other Compensation			
Personal Economic Relief Allowance (PERA)	2,808,212.31		
Representation Allowance (RA)	2,202,125.00		
Transportation Allowance (TA)	1,443,500.00		
Clothing/Uniform Allowance	1,795,000.00		
Honoraria	623,563.00		
Overtime and Night Pay	<u>43,994.16</u>	8,916,394.47	
Personnel Benefit Contributions			
Retirement and Life Insurance Premiums	3,032,645.11		
Pag-IBIG Contributions	109,800.00		



Department of Finance
Central Office
Detailed Statement of Financial Performance
As of March 31, 2016

PhilHealth Contributions	305,087.50		
Employees Compensation Insurance Premiums	<u>73,162.50</u>	3,520,695.11	
Other Personnel Benefits			
Retirement Gratuity	16,562.63		
Terminal Leave Benefits	313,606.45		
Other Personnel Benefits	<u>37,827.17</u>	<u>367,996.25</u>	56,087,135.87
Maintenance and Other Operating Expenses			
Traveling Expenses			
Traveling Expenses - Local	44,063.00		
Traveling Expenses - Foreign	<u>2,877,942.42</u>	2,922,005.42	
Training and Scholarship Expenses			
Training Expenses	<u>488,728.67</u>	488,728.67	
Supplies and Materials Expenses			
Office Supplies Expenses	2,113,819.18		
Accountable Forms Expenses	19,341.07		
Drugs and Medicines Expenses	1,320.00		
Medical, Dental and Laboratory Supplies Expenses	10,879.80		
Fuel, Oil and Lubricants Expenses	63,932.62		
Semi-Expendable Machinery and Equipment Expenses	20,000.00		
Semi-Expendable Furniture, Fixtures and Books Expenses	114,100.00		
Other Supplies and Materials Expenses	<u>134,914.00</u>	2,478,306.67	
Utility Expenses			
Water Expenses	417,643.57		
Electricity Expenses	<u>2,776,586.79</u>	3,194,230.36	
Communication Expenses			
Postage and Courier Services	74,431.20		
Telephone Expenses	832,328.27		
Internet Subscription Expenses	<u>420,000.00</u>	1,326,759.47	



Department of Finance
Central Office
Detailed Statement of Financial Performance
As of March 31, 2016

Confidential, Intelligence and Extraordinary Expenses

Extraordinary and Miscellaneous Expenses	<u>469,251.62</u>	469,251.62
--	-------------------	------------

Professional Services

Legal Services	8,100.00	
----------------	----------	--

Consultancy Services	1,408,633.98	
----------------------	--------------	--

Other Professional Services	<u>547,726.26</u>	1,964,460.24
-----------------------------	-------------------	--------------

Repairs and Maintenance

Repairs and Maintenance - Buildings and Other Structures	111,988.96	
--	------------	--

Repairs and Maintenance - Transportation Equipment	<u>60,877.43</u>	172,866.39
--	------------------	------------

Taxes, Insurance Premiums and Other Fees

Taxes, Duties and Licenses	3,927,933.16	
----------------------------	--------------	--

Fidelity Bond Premiums	2,533.50	
------------------------	----------	--

Insurance Expenses	<u>554,036.45</u>	4,484,503.11
--------------------	-------------------	--------------

Other Maintenance and Operating Expenses

Advertising Expenses	1,083,214.68	
----------------------	--------------	--

Representation Expenses	54,968.88	
-------------------------	-----------	--

Rent/Lease Expenses	657,272.00	
---------------------	------------	--

Subscription Expenses	1,257,460.00	
-----------------------	--------------	--

Donations	169,048.81	
-----------	------------	--

Other Maintenance and Operating Expenses	<u>1,439,595.30</u>	<u>4,661,559.67</u>	22,162,671.62
--	---------------------	---------------------	---------------

Non-Cash Expenses

Depreciation

Depreciation - Land Improvements	22,762.29	
----------------------------------	-----------	--

Depreciation - Infrastructure Assets	3,452.52	
--------------------------------------	----------	--

Depreciation - Buildings and Other Structures	3,143,334.43	
---	--------------	--

Depreciation - Machinery and Equipment	5,226,778.00	
--	--------------	--

Depreciation - Transportation Equipment	955,284.18	
---	------------	--

Depreciation - Furniture, Fixtures and Books	<u>123,051.17</u>	9,474,662.59
--	-------------------	--------------



Department of Finance
Central Office
Detailed Statement of Financial Performance
As of March 31, 2016

Amortization

Amortization - Intangible Assets	226,448.76	226,448.76	9,701,111.35
----------------------------------	------------	------------	--------------

Total Operating Expenses

87,950,918.84

Surplus/(Deficit) from Current Operations

(85,795,768.40)

Financial Assistance/Subsidy from LGUs, GOCCs

Subsidy from National Government	113,673,608.22		113,673,608.22
----------------------------------	----------------	--	----------------

Losses

Loss on Foreign Exchange (FOREX)		(802,374.37)	(802,374.37)
----------------------------------	--	--------------	--------------


Surplus/(Deficit) for the period

27,075,465.45

CUSTODIAL FUNDS - TRUST RECEIPTS - INTER-AGENCY TRANSFERRED FUND (IATF)
 CUSTODIAL FUNDS - TRUST RECEIPTS - RECEIPTS DEPOSITED WITH THE NATIONAL TREASURY OTHER THAN IATF
 GENERAL FUND - AUTOMATIC APPROPRIATIONS - GERMANY
 GENERAL FUND - AUTOMATIC APPROPRIATIONS - INTERNATIONAL BANK OF RECONSTRUCTION AND DEVELOPMENT (IBRD)
 GENERAL FUND - AUTOMATIC APPROPRIATIONS - JAPAN
 GENERAL FUND - AUTOMATIC APPROPRIATIONS - RETIREMENT AND LIFE INSURANCE PREMIUMS
 GENERAL FUND - CONTINUING APPROPRIATIONS - CONTINGENT FUND
 GENERAL FUND - CONTINUING APPROPRIATIONS - E-GOVERNMENT FUND
 GENERAL FUND - CONTINUING APPROPRIATIONS - INTERNATIONAL COMMITMENTS FUND
 GENERAL FUND - CONTINUING APPROPRIATIONS - SPECIFIC BUDGETS OF NATIONAL GOVERNMENT AGENCIES
 GENERAL FUND - NEW GENERAL APPROPRIATIONS - CONTINGENT FUND
 GENERAL FUND - NEW GENERAL APPROPRIATIONS - E-GOVERNMENT FUND
 GENERAL FUND - NEW GENERAL APPROPRIATIONS - INTERNATIONAL COMMITMENTS FUND
 GENERAL FUND - NEW GENERAL APPROPRIATIONS - MISCELLANEOUS PERSONNEL BENEFITS FUND
 GENERAL FUND - NEW GENERAL APPROPRIATIONS - PENSION AND GRATUITY FUND
 GENERAL FUND - NEW GENERAL APPROPRIATIONS - SPECIFIC BUDGETS OF NATIONAL GOVERNMENT AGENCIES
 GENERAL FUND - SUPPLEMENTAL APPROPRIATIONS - SPECIFIC BUDGETS OF NATIONAL GOVERNMENT AGENCIES
 OFF-BUDGETARY FUNDS - REVOLVING FUNDS - COMMISSION ON AUDIT REVOLVING FUND - FEES FROM DORMITORIES, TRAININGS AND SEMINARS

acsf

Department of Finance (OSEC)
Statement of Cash Flows
 For the Period March 01, 2016 to March 31, 2016



All Funds
(Consolidated Regular Agency, Special Account-Foreign Grants, Trust)

CASH FLOWS FROM OPERATING ACTIVITIES

Cash Inflows


Receipt of Notice of Cash Allocation (NCA)	42,920,607.00	
Collection of Income/Revenues	781,469.07	
Collection of Receivable	41,760.00	
Other Receipts	16,392,274.73	
	<u>16,392,274.73</u>	
Total Cash Inflows		60,136,110.80

Cash Outflows

Payment of Expenses	(9,515,838.73)	
Purchases of Inventories	(167,464.88)	
Grant of Cash Advances	(97,056.79)	
Remittance of Personnel Benefits and Mandatory Contribution	(153,486.62)	
Other Disbursements	(71,415,141.83)	
	<u>(71,415,141.83)</u>	
Total Cash Outflows		(81,348,988.85)

Cash Provided by (Used In) Operating Activities	(21,212,878.05)
Total Cash Provided by Operating, Investing and Financing Activities	(21,212,878.05)
Cash Balance, Beginning March 1, 2016	104,149,821.47
Cash Balance, Ending March 31, 2016	82,936,943.42

Rec'd



Department of Finance (OSEC)
Statement of Changes in Net Assets/Equity
As of March 31, 2016

All Funds
(Consolidated Regular Agency, Special Account-Foreign Grants, Trust)

	<u>Total</u>
Balance at January 1, 2016	1,247,656,719.35
Changes in Accounting Policy	(10,570,397.22)
Prior Period Adjustments/Unrecorded Income and Expenses/Adjustments	(26,034,382.52)
Liquidation on Cash Advances/Petty Cash	(366,000.87)
Restated Balance	<u>1,210,685,938.74</u>
Changes in Net Assets/Equity	
Current Operations Surplus	27,075,465.45
Cash-Treasury/Agency Deposit, Regular	<u>-</u>
Total Recognized Revenue and Expenses for the Period	27,075,465.45
Balance at March 31, 2016	<u>1,237,761,404.19</u>