


Acctg

Department of Finance (OSEC)

Detailed Statement of Financial Position

As of February 29, 2016

All Funds
(Consolidated Regular Agency and Special Account Funds and Trust)



ASSETS

Current Assets			
Cash and Cash Equivalent			
Cash on Hand			
Cash - Collecting Officer	6,730.00		
Petty Cash	327,083.21	333,813.21	
Cash in Bank - Local Currency			
Cash in Bank - Local Currency, Current Account		53,599,234.62	
Cash in Bank - Foreign Currency			
Cash in Bank - Foreign Currency, Savings Account		36,827,124.42	
Treasury/Agency Cash Accounts			
Cash-Treasury/Agency Deposit, Regular	1,646,677.36		
Cash-Modified Disbursements System (MDS), Regular	11,742,971.86		
Cash-Modified Disbursements System (MDS), Special Account	0.00		
Cash-Modified Disbursements System (MDS), Trust	0.00	13,389,649.22	104,149,821.47
Receivables			
Inter-Agency Receivables			
Due from National Government Agencies	19,497,008.60		
Due from Government-Owned and/or Controlled Corporations	45,114,804.75	64,611,813.35	
Other Receivables			
Receivables - Disallowances/Charges	2,246,575.05		
Due from Officers and Employees	47,552.58		
Other Receivables	287,553.89	2,581,681.52	67,193,494.87
Inventories			
Inventory held for Consumptions			
Office Supplies Inventory	10,458,682.37		
Accountable Forms, Plates and Stickers Inventory	105,850.06		
Drugs and Medicines Inventory	121,716.00		
Medical, Dental and Laboratory Supplies Inventory	1,767.54		
Fuel, Oil and Lubricants Inventory	14,235.00		
Other Supplies and Materials Inventory	1,760,407.32		12,462,658.29
Other Current Assets			
Advances			
Advances to Special Disbursing Officer	4,063,589.29		
Advances to Officers and Employees	2,707,569.43	6,771,158.72	
Prepayments			
Advances to Contractors	9,122,218.10		
Prepaid Insurance	2,073,171.74		
Other Prepayments	3,493,551.07	14,688,940.91	21,460,099.63
Total Current Assets			205,266,074.26
Non-Current Assets			
Investments			
Financial Assets - Others			
Investments in Stocks	3,500.00		
Other Investments	279,244.40		282,744.40
Property Plant and Equipment			
Land			
Land		329,268,352.72	
Land Improvements			
Other Land Improvements	2,265,821.50		
Less: Accumulated Depreciation - Other Land Improvements	460,188.91		1,805,652.59
Infrastructure Assets			


Power Supply	98,490.84		
Less: Accumulated Depreciation - Power Supply	<u>73,846.67</u>		24,644.17
Buildings and Other Structures			
Buildings	669,632,013.80		
Less: Accumulated Depreciation - Buildings	<u>257,714,846.31</u>	411,917,167.49	
Other Structures	12,700,149.06		
Less: Accumulated Depreciation - Other Structures	<u>1,061,055.98</u>	11,639,093.08	423,556,260.57
Machinery and Equipment			
Office Equipment	81,750.00		
Less: Accumulated Depreciation - Office Equipment	<u>50,652.45</u>	31,097.55	
Information and Communication Technology Equipment	235,946,471.78		
Less: Accumulated Depreciation - Information and Communication Tec	<u>135,632,777.64</u>	100,313,694.14	
Communication Equipment	2,439,351.40		
Less: Accumulated Depreciation - Communication Equipment	<u>1,288,583.39</u>	1,150,768.01	
Disaster Response and Rescue Equipment	0.00		
Less: Accumulated Depreciation - Disaster Response and Rescue Equ	<u>-</u>	0.00	
Military, Police and Security Equipment	32,000.00		
Accumulated Depreciation - Military, Police and Security Equipment	<u>30,400.00</u>	1,600.00	
Medical Equipment	440,900.00		
Less: Accumulated Depreciation - Medical Equipment	<u>193,636.97</u>	247,263.03	
Sports Equipment	0.00		
Less: Accumulated Depreciation - Sports Equipment	<u>0.00</u>	0.00	
Other Machinery and Equipment	6,269,904.72		
Less: Accumulated Depreciation - Other Machinery and Equipment	<u>2,696,162.01</u>	3,573,742.71	105,318,165.44
Transportation Equipment			
Motor Vehicles	37,855,400.00		
Less: Accumulated Depreciation - Motor Vehicles	<u>19,776,494.31</u>		18,078,905.69
Furniture and Fixtures and Books			
Furniture and Fixtures	23,212,014.36		
Less: Accumulated Depreciation - Furniture and Fixtures	<u>5,153,996.84</u>	18,058,017.52	
Books	1,635,784.05		
Less: Accumulated Depreciation - Books	<u>1,015,167.36</u>	620,616.69	18,678,634.21
Construction in Progress			
Construction in Progress - Buildings and Other Structures			156,946,119.74
Other Property, Plant and Equipment			
Other Property, Plant and Equipment	292,628.92		
Less: Accumulated Depreciation - Other Property, Plant and Equipmer	<u>141,254.93</u>		151,373.99
Intangible assets			
Intangible Assets			
Computer Software	22,635,257.63		
Less: Accumulated Amortization - Computer Software	<u>20,036,917.69</u>		2,598,339.94
Other Non-Cuurent Assets			
Other Assets			<u>27,876,551.11</u>
Total Non-Current Assets			<u>1,084,585,744.57</u>
TOTAL ASSETS			<u>1,299,851,818.83</u>
TOTAL LIABILITIES			
Current Liabilities			
Payable Accounts			
Accounts Payable		6,329,206.95	
Due to Officers and Employees		<u>715,902.36</u>	7,045,109.31
Inter-Agency Payables			
Due to BIR		7,899,739.55	
Due to GSIS		2,775,998.55	

Due to Pag-IBIG	264,478.46	
Due to PhilHealth	244,139.89	
Due to NGAs	266,851.63	
Due to GOCCs	<u>1,754,633.33</u>	13,205,841.41
Trust Liabilities		
Trust Liabilities	1,229,193.87	
Bail Bonds Payable	9,000.00	
Guaranty/Security Deposits Payable	<u>9,237,281.84</u>	10,475,475.71
Deferred Credits/Unearned Income		
Other Deferred Credits		27,500.00
Other Payables		
Other Payables		<u>1,769,399.76</u>
TOTAL LIABILITIES		32,523,326.19
EQUITY		
Government Equity		
Accumulated Surplus/(Deficit)	1,224,473,245.35	
Add: Current Operations	<u>32,855,247.29</u>	<u>1,257,328,492.64</u>
TOTAL LIABILITIES AND EQUITY		<u><u>1,289,851,818.83</u></u>

Acctg



Department of Finance
Central Office
Detailed Statement of Financial Performance
 As of February 29, 2016



Revenue			
Service and Business Income			
Service Income			
Clearance and Certification Fees	15,750.00		
Processing Fees	1,071,082.55		
Other Service Income	<u>21,000.00</u>	1,107,832.55	
Business Income			
Rent/Lease Income	<u>167,444.48</u>	<u>167,444.48</u>	<u>1,275,277.03</u>
Total Revenue			<u>1,275,277.03</u>
Less: Current Operating Expenses			
Personnel Services			
Salaries and Wages			
Salaries and Wages - Regular	24,687,658.29		
Salaries and Wages - Casual/Contractual	<u>1,125,994.17</u>	25,813,652.46	
Other Compensation			
Personal Economic Relief Allowance (PERA)	1,419,338.31		
Representation Allowance (RA)	1,108,000.00		
Transportation Allowance (TA)	720,000.00		
Clothing/Uniform Allowance	1,795,000.00		
Overtime and Night Pay	<u>17,901.86</u>	5,060,240.17	
Personnel Benefit Contributions			
Retirement and Life Insurance Premiums	1,512,240.12		
Pag-IBIG Contributions	36,300.00		
PhilHealth Contributions	101,150.00		
Employees Compensation Insurance Premiums	<u>36,300.00</u>	1,685,990.12	
Other Personnel Benefits			
Other Personnel Benefits	<u>35,741.35</u>	<u>35,741.35</u>	32,595,624.10
Maintenance and Other Operating Expenses			



Department of Finance
Central Office
Detailed Statement of Financial Performance
As of February 29, 2016

Traveling Expenses

Traveling Expenses - Local	20,277.00	
Traveling Expenses - Foreign	<u>974,061.58</u>	994,338.58

Training and Scholarship Expenses

Training Expenses	<u>393,978.67</u>	393,978.67
-------------------	-------------------	------------

Supplies and Materials Expenses

Office Supplies Expenses	1,600,110.11	
Accountable Forms Expenses	17,756.07	
Drugs and Medicines Expenses	1,320.00	
Fuel, Oil and Lubricants Expenses	32,117.68	
Other Supplies and Materials Expenses	<u>117,015.00</u>	1,768,318.86

Utility Expenses

Water Expenses	9,563.57	
Electricity Expenses	<u>1,331,175.47</u>	1,340,739.04

Communication Expenses

Postage and Courier Services	8,798.00	
Telephone Expenses	382,779.05	
Internet Subscription Expenses	<u>420,000.00</u>	811,577.05

Confidential, Intelligence and Extraordinary Expenses

Extraordinary and Miscellaneous Expenses	<u>216,200.00</u>	216,200.00
--	-------------------	------------

Repairs and Maintenance

Repairs and Maintenance - Transportation Equipment	<u>44,254.88</u>	44,254.88
--	------------------	-----------

Taxes, Insurance Premiums and Other Fees

Taxes, Duties and Licenses	14,334.36	
Insurance Expenses	<u>534,534.18</u>	548,868.54

Other Maintenance and Operating Expenses

Advertising Expenses	710,216.08	
Representation Expenses	35,903.25	



Department of Finance
Central Office
Detailed Statement of Financial Performance
As of February 29, 2016

Rent/Lease Expenses	620,272.00		
Subscription Expenses	764,480.00		
Donations	169,048.81		
Other Maintenance and Operating Expenses	<u>56,850.98</u>	<u>2,356,771.12</u>	8,475,046.74

Non-Cash Expenses

Depreciation

Depreciation - Land Improvements	15,174.86		
Depreciation - Infrastructure Assets	2,301.68		
Depreciation - Buildings and Other Structures	2,729,063.35		
Depreciation - Machinery and Equipment	3,489,420.04		
Depreciation - Transportation Equipment	636,856.12		
Depreciation - Furniture, Fixtures and Books	<u>82,332.93</u>	6,955,148.98	

Amortization

Amortization - Intangible Assets	<u>150,965.84</u>	<u>150,965.84</u>	<u>7,106,114.82</u>
----------------------------------	-------------------	-------------------	---------------------

Total Operating Expenses

48,176,785.66

Surplus/(Deficit) from Current Operations

(46,901,508.63)

Financial Assistance/Subsidy from LGUs, GOCCs


Subsidy from National Government	79,756,755.92		79,756,755.92
----------------------------------	---------------	--	---------------

Surplus/(Deficit) for the period

32,855,247.29

CUSTODIAL FUNDS - TRUST RECEIPTS - INTER-AGENCY TRANSFERRED FUND (IATF)
 CUSTODIAL FUNDS - TRUST RECEIPTS - RECEIPTS DEPOSITED WITH THE NATIONAL TREASURY OTHER THAN IATF
 GENERAL FUND - AUTOMATIC APPROPRIATIONS - GERMANY
 GENERAL FUND - AUTOMATIC APPROPRIATIONS - INTERNATIONAL BANK OF RECONSTRUCTION AND DEVELOPMENT (IBRD)
 GENERAL FUND - AUTOMATIC APPROPRIATIONS - JAPAN
 GENERAL FUND - AUTOMATIC APPROPRIATIONS - RETIREMENT AND LIFE INSURANCE PREMIUMS
 GENERAL FUND - CONTINUING APPROPRIATIONS - CONTINGENT FUND
 GENERAL FUND - CONTINUING APPROPRIATIONS - E-GOVERNMENT FUND
 GENERAL FUND - CONTINUING APPROPRIATIONS - INTERNATIONAL COMMITMENTS FUND
 GENERAL FUND - CONTINUING APPROPRIATIONS - SPECIFIC BUDGETS OF NATIONAL GOVERNMENT AGENCIES
 GENERAL FUND - NEW GENERAL APPROPRIATIONS - CONTINGENT FUND
 GENERAL FUND - NEW GENERAL APPROPRIATIONS - E-GOVERNMENT FUND
 GENERAL FUND - NEW GENERAL APPROPRIATIONS - INTERNATIONAL COMMITMENTS FUND
 GENERAL FUND - NEW GENERAL APPROPRIATIONS - MISCELLANEOUS PERSONNEL BENEFITS FUND
 GENERAL FUND - NEW GENERAL APPROPRIATIONS - PENSION AND GRATUITY FUND
 GENERAL FUND - NEW GENERAL APPROPRIATIONS - SPECIFIC BUDGETS OF NATIONAL GOVERNMENT AGENCIES
 GENERAL FUND - SUPPLEMENTAL APPROPRIATIONS - SPECIFIC BUDGETS OF NATIONAL GOVERNMENT AGENCIES
 OFF-BUDGETARY FUNDS - REVOLVING FUNDS - COMMISSION ON AUDIT REVOLVING FUND - FEES FROM DORMITORIES, TRAININGS AND SEMINARS

Acctg



Department of Finance (OSEC)
Statement of Changes in Net Assets/Equity
As of February 29, 2016

All Funds
(Consolidated Regular Agency, Special Account-Foreign Grants, Trust)

	<u>Total</u>
Balance at January 1, 2016	1,247,656,719.35
Changes in Accounting Policy	(10,570,397.22)
Prior Period Adjustments/Unrecorded Income and Expenses/Adjustments	(10,928,926.17)
Liquidation on Cash Advances/Petty Cash	(1,684,150.61)
Restated Balance	<u>1,224,473,245.35</u>
Changes in Net Assets/Equity	
Current Operations Surplus	32,855,247.29
Cash-Treasury/Agency Deposit, Regular	<u>-</u>
Total Recognized Revenue and Expenses for the Period	32,855,247.29
Balance at February 29, 2016	<u>1,257,328,492.64</u>