


Department of Finance (OSEC)

Detailed Statement of Financial Position

As of March 31, 2015

Consolidated Regular Agency and Special Account Funds



<b>ASSETS</b>			
<b>Current Assets</b>			
Cash and Cash Equivalent			
Cash on Hand			
Cash - Collecting Officer	89,540.13		
Petty Cash	393,893.95	483,434.08	
Cash in Bank - Local Currency			
Cash in Bank - Local Currency, Current Account		95,854,449.12	
Cash in Bank - Foreign Currency			
Cash in Bank - Foreign Currency, Savings Account		31,706,288.75	
Cash-Modified Disbursements System (MDS)			
Cash-Modified Disbursements System (MDS), Regular	202,368.25		
Cash-Modified Disbursements System (MDS), Special Account	0.00	202,368.25	128,246,540.20
<b>Receivables</b>			
Loans and Receivable Accounts			
Accounts receivable			0.07
Inter-Agency Receivables			
Due from National Government Agencies	20,774,857.91		
Due from Government-Owned and/or Controlled Corporations	4,006,106.83		
Due from Bureau	720,000.00	25,500,964.74	
Other Receivables			
Receivables - Disallowances/Charges	2,253,675.91		
Due from Officers and Employees	32,416.15		
Other Receivables	287,553.89	2,573,645.95	28,074,610.76
<b>Inventories</b>			
Inventory held for Consumptions			
Office Supplies Inventory	10,705,402.55		
Accountable Forms, Plates and Stickers Inventory	71,890.78		
Medical, Dental and Laboratory Supplies Inventory	1,767.54		
Fuel, Oil and Lubricants Inventory	14,235.00		
Other Supplies and Materials Inventory	1,394,546.82		12,187,842.69
<b>Other Current Assets</b>			
Advances			
Advances to Special Disbursing Officer	1,201,720.00		
Advances to Officers and Employees	3,615,335.43	4,817,055.43	
Prepayments			
Advances to Contractors	7,076,637.52		
Prepaid Insurance	2,610,463.67		
Other Prepayments	4,831,267.44	14,518,368.63	19,335,424.06
<b>Total Current Assets</b>			<b>187,844,417.71</b>
<b>Non-Current Assets</b>			
<b>Investments</b>			
Financial Assets - Others			
Investments in Stocks	3,500.00		
Other Investments	279,244.40		282,744.40
<b>Property Plant and Equipment</b>			
Land			
Land		329,268,352.72	
Land Improvements			
Other Land Improvements	11,072,300.00		
Less: Accumulated Depreciation - Other Land Improvements	4,958,865.12	6,113,434.88	
<b>Infrastructure Assets</b>			
Power Supply	98,490.84		
Less: Accumulated Depreciation - Power Supply	61,187.43	37,303.41	

Buildings and Other Structures			
Buildings	689,972,751.65		
Less: Accumulated Depreciation - Buildings	<u>255,989,991.86</u>	433,982,759.79	
Other Structures	12,700,149.06		
Less: Accumulated Depreciation - Other Structures	<u>1,061,055.98</u>	11,639,093.08	445,621,852.87
Machinery and Equipment			
Office Equipment	382,796.54		
Less: Accumulated Depreciation - Office Equipment	<u>208,468.08</u>	174,328.46	
Information and Communication Technology Equipment	219,095,070.57		
Less: Accumulated Depreciation - Information and Communication Tec	<u>122,092,489.63</u>	97,002,580.94	
Communication Equipment	3,353,986.94		
Less: Accumulated Depreciation - Communication Equipment	<u>1,594,184.30</u>	1,759,802.64	
Disaster Response and Rescue Equipment	50,514.40		
Less: Accumulated Depreciation - Disaster Response and Rescue Equ	<u>41,065.24</u>	9,449.16	
Military, Police and Security Equipment	181,428.46		
Accumulated Depreciation - Military, Police and Security Equipment	<u>163,332.23</u>	18,096.23	
Medical Equipment	541,590.00		
Less: Accumulated Depreciation - Medical Equipment	<u>228,523.04</u>	313,066.96	
Sports Equipment	6,950.00		
Less: Accumulated Depreciation - Sports Equipment	<u>5,976.57</u>	973.43	
Other Machinery and Equipment	6,795,108.10		
Less: Accumulated Depreciation - Other Machinery and Equipment	<u>2,557,728.83</u>	4,237,379.27	103,515,677.09
Transportation Equipment			
Motor Vehicles	32,120,496.00		
Less: Accumulated Depreciation - Motor Vehicles	<u>17,022,021.30</u>		15,098,474.70
Furniture and Fixtures and Books			
Furniture and Fixtures	37,585,438.55		
Less: Accumulated Depreciation - Furniture and Fixtures	<u>12,940,704.36</u>	24,644,734.19	
Books	1,775,009.65		
Less: Accumulated Depreciation - Books	<u>1,076,570.26</u>	698,439.39	25,343,173.58
Construction in Progress			
Construction in Progress - Buildings and Other Structures			122,459,060.67
Other Property, Plant and Equipment			
Other Property, Plant and Equipment	298,190.92		
Less: Accumulated Depreciation - Other Property, Plant and Equipmer	<u>40,662,043.91</u>	(40,363,852.99)	1,007,093,476.93
Intangible assets			
Intangible Assets			
Computer Software	22,635,257.63		
Less: Accumulated Amortization - Computer Software	<u>15,134,738.73</u>		7,500,518.90
Other Non-Current Assets			
Other Assets			<u>68,393,314.54</u>
Total Non-Current Assets			
			<u>1,083,270,054.77</u>
<b>TOTAL ASSETS</b>			<u><u>1,271,114,472.48</u></u>

**TOTAL LIABILITIES**

Current Liabilities

Payable Accounts

Accounts Payable

4,626,925.16

Due to Officers and Employees

25,902.70

4,652,827.86

Inter-Agency Payables

Due to BIR

6,558,478.27

Due to GSIS

363,703.20

Due to Pag-IBIG

(11,151.60)

Due to PhilHealth

110,777.39

Due to NGAs


950,762.62

Due to GOCCs	1,754,633.33	9,727,203.21	
Trust Liabilities			
Trust Liabilities	855,308.23		
Bail Bonds Payable	9,000.00		
Guaranty/Security Deposits Payable	7,593,375.55	8,457,683.78	
Other Payables			
Other Payables	1,414,263.37	1,414,263.37	
<b>TOTAL LIABILITIES</b>			<b>24,251,978.22</b>
<b>EQUITY</b>			
Government Equity			
Accumulated Surplus/(Deficit)		1,200,237,478.76	
Add: Current Operations	51,737,797.36		
Less: Cash- Treasury/Agency Deposit, Regular	5,112,781.86	46,625,015.50	1,246,862,494.26
<b>TOTAL LIABILITIES AND EQUITY</b>			<b><u>1,271,114,472.48</u></b>

Acctg

**Department of Finance**  
**Central Office**  
**Detailed Statement of Financial Performance**

As of March 31, 2015



Revenue			
Service and Business Income			
Service Income			
Clearance and Certification Fees	33,000.00		
Processing Fees	3,722,553.65		
Other Service Income	<u>105,000.00</u>	3,860,553.65	
Business Income			
Rent/Lease income	251,166.72		
Interest Income	<u>50,386.86</u>	<u>301,553.58</u>	<u>4,162,107.23</u>
<b>Total Revenue</b>			<u>4,162,107.23</u>
Less: Current Operating Expenses			
Personnel Services			
Salaries and Wages			
Salaries and Wages - Regular	37,995,358.32		
Salaries and Wages - Casual/Contractual	<u>1,035,831.24</u>	39,031,189.56	
Other Compensation			
Personal Economic Relief Allowance (PERA)	2,836,265.61		
Representation Allowance (RA)	2,218,125.00		
Transportation Allowance (TA)	1,553,625.00		
Clothing/Uniform Allowance	1,363,422.48		
Longevity Pay	<u>736.00</u>	7,972,174.09	
Personnel Benefit Contributions			
Retirement and Life Insurance Premiums	4,680,221.57		
Pag-IBIG Contributions	111,500.00		
PhilHealth Contributions	305,650.00		
Employees Compensation Insurance Premiums	<u>111,610.00</u>	5,208,981.57	
Other Personnel Benefits			
Terminal Leave Benefits	129,975.75		

**Department of Finance**  
**Central Office**  
**Detailed Statement of Financial Performance**  
**As of March 31, 2015**

Other Personnel Benefits	<u>1,174.53</u>	<u>131,150.28</u>	52,343,495.50
Maintenance and Other Operating Expenses			
Traveling Expenses			
Traveling Expenses - Local	421,554.50		
Traveling Expenses - Foreign	<u>1,202,909.44</u>	1,624,463.94	
Training and Scholarship Expenses			
Training Expenses	<u>435,693.78</u>	435,693.78	
Supplies and Materials Expenses			
Office Supplies Expenses	1,097,558.39		
Accountable Forms Expenses	28,139.80		
Drugs and Medicines Expenses	98,945.00		
Fuel, Oil and Lubricants Expenses	64,683.96		
Other Supplies and Materials Expenses	<u>32,797.00</u>	1,322,124.15	
Utility Expenses			
Water Expenses	868,694.80		
Electricity Expenses	<u>3,600,783.08</u>	4,469,477.88	
Communication Expenses			
Postage and Courier Services	22,976.00		
Telephone Expenses	684,681.11		
Internet Subscription Expenses	<u>68,750.00</u>	776,407.11	
Confidential, Intelligence and Extraordinary Expenses			
Extraordinary and Miscellaneous Expenses	<u>419,314.54</u>	419,314.54	
Professional Services			
Legal Services	300.00		
Consultancy Services	8,368,984.33		
Other Professional Services	<u>314,700.63</u>	8,683,984.96	
General Services			
Janitorial Services	<u>1,015,602.78</u>	1,015,602.78	

**Department of Finance**  
**Central Office**  
**Detailed Statement of Financial Performance**  
**As of March 31, 2015**

Repairs and Maintenance

Repairs and Maintenance - Buildings and Other Structures	877,244.02	
Repairs and Maintenance - Machinery and Equipment	37,930.00	
Repairs and Maintenance - Transportation Equipment	<u>105,179.12</u>	1,020,353.14

Taxes, Insurance Premiums and Other Fees

Taxes, Duties and Licenses	34,946.19	
Fidelity Bond Premiums	1,408.50	
Insurance Expenses	<u>56,460.90</u>	92,815.59

Other Maintenance and Operating Expenses

Advertising Expenses	1,031,029.80	
Representation Expenses	147,044.74	
Rent/Lease Expenses	3,328,043.69	
Subscription Expenses	10,400.00	
Donations	53,700.00	
Other Maintenance and Operating Expenses	<u>485,012.64</u>	<u>5,055,230.87</u> 24,915,468.74

Financial Expenses

Financial Expenses

Bank Charges	<u>462.30</u>	462.30
--------------	---------------	--------

Non-Cash Expenses

Depreciation

Depreciation - Land Improvements	21,776.31	
Depreciation - Infrastructure Assets	3,452.52	
Depreciation - Buildings and Other Structures	7,125,827.01	
Depreciation - Machinery and Equipment	4,864,989.12	
Depreciation - Transportation Equipment	851,387.18	
Depreciation - Furniture, Fixtures and Books	<u>430,155.01</u>	<u>13,297,587.15</u>

**Total Operating Expenses**

90,557,013.69

**Surplus/(Deficit) from Current Operations**

(86,394,906.46)

**Department of Finance**  
**Central Office**  
**Detailed Statement of Financial Performance**  
**As of March 31, 2015**

Financial Assistance/Subsidy from LGUs, GOCCs

Subsidy from National Government	138,132,703.41	138,132,703.41
----------------------------------	----------------	----------------

Gains

Other Gains		0.41
-------------	--	------

Surplus(Deficit) for the period

51,737,797.36

CUSTODIAL FUNDS - TRUST RECEIPTS - INTER-AGENCY TRANSFERRED FUND (IATF)  
 CUSTODIAL FUNDS - TRUST RECEIPTS - RECEIPTS DEPOSITED WITH THE NATIONAL TREASURY OTHER THAN IATF  
 GENERAL FUND - AUTOMATIC APPROPRIATIONS - GERMANY  
 GENERAL FUND - AUTOMATIC APPROPRIATIONS - INTERNATIONAL BANK OF RECONSTRUCTION AND DEVELOPMENT (IBRD)  
 GENERAL FUND - AUTOMATIC APPROPRIATIONS - JAPAN  
 GENERAL FUND - AUTOMATIC APPROPRIATIONS - RETIREMENT AND LIFE INSURANCE PREMIUMS  
 GENERAL FUND - CONTINUING APPROPRIATIONS - CONTINGENT FUND  
 GENERAL FUND - CONTINUING APPROPRIATIONS - E-GOVERNMENT FUND  
 GENERAL FUND - CONTINUING APPROPRIATIONS - INTERNATIONAL COMMITMENTS FUND  
 GENERAL FUND - CONTINUING APPROPRIATIONS - SPECIFIC BUDGETS OF NATIONAL GOVERNMENT AGENCIES  
 GENERAL FUND - NEW GENERAL APPROPRIATIONS - CONTINGENT FUND  
 GENERAL FUND - NEW GENERAL APPROPRIATIONS - INTERNATIONAL COMMITMENTS FUND  
 GENERAL FUND - NEW GENERAL APPROPRIATIONS - MISCELLANEOUS PERSONNEL BENEFITS FUND  
 GENERAL FUND - NEW GENERAL APPROPRIATIONS - PENSION AND GRATUITY FUND  
 GENERAL FUND - NEW GENERAL APPROPRIATIONS - SPECIFIC BUDGETS OF NATIONAL GOVERNMENT AGENCIES  
 GENERAL FUND - SUPPLEMENTAL APPROPRIATIONS - SPECIFIC BUDGETS OF NATIONAL GOVERNMENT AGENCIES  
 OFF-BUDGETARY FUNDS - REVOLVING FUNDS - COMMISSION ON AUDIT REVOLVING FUND - FEES FROM DORMITORIES, TRAININGS AND SEMINARS


Handwritten mark

Department of Finance

Central Office

Statement of Changes in Net Assets/Equity

As of March 31, 2015



	Total net assets/equity
Balance at December 31, 2014	1,213,558,665.93
Changes in accounting policy	0.00
Prior Period Adjustments/Unrecorded Income and Expenses	(13,321,187.17)
Other Adjustments	0.00
<b>Restated balance</b>	<b>1,200,237,478.76</b>
<b>Changes in net assets/equity for 2015</b>	
Adjustment of net revenue recognized directly in net assets/equity	0.00
Surplus for the period	51,737,797.36
Others	0.00
<b>Total recognized revenue and expense for the period</b>	<b>51,737,797.36</b>
<b>Balance at Mar 31, 2015</b>	<b>1,251,975,276.12</b>

(all funds)




Acctg



Department of Finance  
Central Office  
**Statement of Cash Flows**

For The Period March 01, 2015 To March 31, 2015

Regular Agency Fund



**CASH FLOWS FROM OPERATING ACTIVITIES**

**Cash Inflows**

Receipt of Notice of Cash Allocation (NCA)	68,011,344.00
Collection of Income/Revenues	1,377,701.84
Other Receipts	<u>6,864,805.58</u>

**Total Cash Inflows** 76,253,851.42

**Cash Outflows**

Payment of Expenses	(6,277,849.23)
Purchase of Inventories	(392,241.06)
Grant of Cash Advances	(918,543.15)
Remittance of Personnel Benefit Contributions and Mandatory Deductions	(1,493,499.33)
Other Disbursements	<u>(80,041,893.20)</u>

**Total Cash Outflows** (89,124,025.97)

**Cash Provided by (Used in) Operating Activities** (12,870,174.55)

**Total Cash provided by Operating, Investing and Financing Activities** (12,870,174.55)

**Add : Cash Balance, Beginning Mar 1 2015** 100,120,783.44

**Cash Balance, Ending Mar 31 2015** 87,250,608.89