


hcty



Department Of Finance
Central Office
Balance Sheet
As of January 31, 2014

**Detailed
Regular Agency**

ASSETS

Current Assets

Cash

Cash on Hand

Petty Cash Fund 204,359.60

Cash in Banks - Local Currency

Cash in Bank - Local Currency , Current Account 91,394,868.06 91,599,227.66

Receivables

Receivable Accounts

Accounts Receivable 52,388.54

Due from Officers and Employees 793,302.27

Advances to Officers and Employees 2,024,059.84 2,869,750.65

Inter - Agency Receivables

Due from NGAs 19,603,122.13

Other Receivables

Receivables - Disallowances/Charges 2,295,498.62

Other Receivables 288,158.68 2,583,657.30 25,056,530.08

Inventories

Supplies

Office Supplies Inventory 8,359,143.03

Accountable Forms Inventory 78,097.73

Drugs and Medicine Inventory 3,110.78

Medical, Dental and Laboratory Supplies Inventory 1,767.54

Gasoline, Oil and Lubricants Inventory 14,235.00

Other Supplies Inventory 277,570.22

Spare Parts Inventory 98,380.00 8,832,304.30

Prepayments

Prepaid Insurance 235,933.26

Department Of Finance
Central Office
Balance Sheet
As of January 31, 2014

**Detailed
Regular Agency**

Advances to Contractors		9,764,950.73		
Other Prepaid Expenses		<u>3,493,551.07</u>	<u>13,494,435.06</u>	138,982,497.10
Investment				
Investment in Securities				
Investments in Stocks		3,500.00		
Other Investments and Marketable Securities		<u>279,244.40</u>		282,744.40
Property, Plant and Equipment				
Land and Land Improvements				
Land		329,268,352.72		
Land Improvements	11,072,300.00			
Less : Accumulated Depreciation - Land Improvements	<u>4,861,534.50</u>	6,210,765.50		
Electrification, Power and Energy Structures	98,490.84			
Less : Accumulated Depreciation - Electrification, Power and Energy Structures	<u>40,627.49</u>	<u>57,863.35</u>	335,536,981.57	
Buildings				
Office Buildings	670,605,860.30			
Less : Accumulated Depreciation - Office Buildings	<u>228,083,232.00</u>	442,522,628.30		
Other Structures	41,193,201.83			
Less : Accumulated Depreciation - Other Structures	<u>5,998,033.09</u>	<u>35,195,168.74</u>	477,717,797.04	
Office Equipment, Furniture and Fixtures				
Office Equipment	11,978,852.98			
Less : Accumulated Depreciation - Office Equipment	<u>10,669,567.28</u>	1,309,285.70		
Furniture and Fixtures	29,478,818.31			
Less : Accumulated Depreciation - Furniture and Fixtures	<u>9,762,346.83</u>	19,716,471.48		
IT Equipment and Software	196,427,286.51			
Less : Accumulated Depreciation - IT Equipment	<u>101,617,742.89</u>	94,809,543.62		
Library Books	1,395,749.65			
Less : Accumulated Depreciation - Library Books	<u>624,401.92</u>	<u>771,347.73</u>	116,606,648.53	

Department Of Finance
Central Office
Balance Sheet
As of January 31, 2014

**Detailed
Regular Agency**

Machineries and Equipment

Communication Equipment	4,156,031.99		
Less : Accumulated Depreciation - Communication Equipment	<u>2,140,469.77</u>	2,015,562.22	
Firefighting Equipment and Accessories	50,514.40		
Less : Accumulated Depreciation - Firefighting Equipment and Accessories	<u>39,621.68</u>	10,892.72	
Medical, Dental and Laboratory Equipment	541,590.00		
Less : Accumulated Depreciation - Medical, Dental and Laboratory Equipment	<u>188,572.73</u>	353,017.27	
Military and Police Equipment	1,682,428.46		
Less : Accumulated Depreciation - Military and Police Equipment	<u>1,514,185.61</u>	168,242.85	
Sports Equipment	6,950.00		
Less : Accumulated Depreciation - Sports Equipment	<u>5,976.57</u>	973.43	
Technical and Scientific Equipment	3,301,979.50		
Less : Accumulated Depreciation - Technical and Scientific Equipment	<u>3,053,633.44</u>	248,346.06	
Other Machineries and Equipment	4,116,976.70		
Less : Accumulated Depreciation - Other Machineries and Equipment	<u>2,248,947.31</u>	<u>1,868,029.39</u>	4,665,063.94

Transportation Equipment

Motor Vehicles	24,910,996.00		
Less : Accumulated Depreciation - Motor Vehicles	<u>14,222,330.96</u>		10,688,665.04

Other Property, Plant and Equipment

Other Property, Plant and Equipment	12,164,092.11		
Less : Accumulated Depreciation - Other Property, Plant and Equipment	<u>10,815,395.81</u>		1,348,696.30

Construction in Progress

Agency Assets

Construction in Progress - Agency Assets		<u>161,042,702.72</u>	1,107,606,555.14
--	--	-----------------------	------------------

Other Assets

Other Assets		<u>728,390.67</u>	
--------------	--	-------------------	--

TOTAL ASSETS

1,247,600,187.31

Page 3 of 4

Department Of Finance
Central Office
Balance Sheet
As of January 31, 2014

**Detailed
Regular Agency**

LIABILITIES

Current Liabilities

Payable Accounts

Accounts Payable	17,358,255.35	
Due to Officers and Employees	<u>372,429.52</u>	17,730,684.87

Inter - Agency Payables

Due to National Treasury	565,382.54	
Due to BIR	3,033,949.78	
Due to GSIS	2,849,586.99	
Due to PAG-IBIG	348,730.88	
Due to PHILHEALTH	235,852.39	
Due to Other NGAs	1,473,345.39	
Due to Other GOCCs	<u>1,561,308.60</u>	10,068,156.57

Intra - Agency Payables

Due to Central Office		957.14
-----------------------	--	--------

Other Liability Accounts

Guaranty Deposits Payable	6,862,117.98	
Performance/Bidders/Bail Bonds Payable	9,000.00	
Other Payables	<u>1,848,059.76</u>	<u>8,719,177.74</u>

36,518,976.32

TOTAL LIABILITIES

36,518,976.32

EQUITY

Government Equity

Government Equity		<u>1,211,081,210.99</u>
-------------------	--	-------------------------

TOTAL EQUITY

1,211,081,210.99


TOTAL LIABILITIES AND EQUITY

1,247,600,187.31

Lolita R. Verdadero
LOLITA R. VERDADERO
Chief Accountant

Done

Recty



Department Of Finance
Central Office

Statement of Income and Expenses

For the period ending January 31, 2014

**Detailed
Regular Agency**

Income

General Income Accounts

Subsidy Income

Subsidy Income from National Government 37,415,094.43

Other Income

Miscellaneous Income 18,000.00 37,433,094.43

Gross Income 37,433,094.43

Less: Expenses

Personal Services

Salaries and Wages

Salaries and Wages - Regular 11,015,631.75

Salaries and Wages - Contractual 18,202.30 11,033,834.05

Other Compensation

Personnel Economic Relief Allowance (PERA) 657,492.80

Representation Allowance (RA) 452,500.00

Transportation Allowance (TA) 311,500.00

Clothing/Uniform Allowance 1,196,000.00

Honoraria 8,729.95 2,626,222.75

Personnel Benefits Contributions

Life and Retirement Insurance Contributions 1,349,276.07

PAG-IBIG Contributions 33,700.00

PHILHEALTH Contributions 94,100.00

ECC Contributions 34,153.00 1,511,229.07

Other Personnel Benefits

Other Personnel Benefits 5,000.00 15,176,285.87

Maintenance and Other Operating Expenses

Travelling Expenses

Department Of Finance
Central Office
Statement of Income and Expenses
For the period ending January 31, 2014

		Detailed Regular Agency
Travelling Expenses - Local		4,840.00
Supplies and Material Expenses		
Office Supplies Expenses	109,076.16	
Accountable Forms Expenses	10,192.00	
Other Supplies Expenses	<u>2,760.00</u>	122,028.16
Communication Expenses		
Postage and Deliveries	24,704.00	
Telephone Expenses - Landline	7,796.76	
Telephone Expenses - Mobile	<u>83,000.00</u>	115,500.76
Rent Expenses		
Rent Expenses		165,000.00
Professional Services		
Other Professional Services		37,001.50
Confidential, Intelligence, Extraordinary and Misc Expenses		
Extraordinary Expenses	91,166.57	
Miscellaneous Expenses	<u>108,000.00</u>	199,166.57
Taxes, Insurance Premiums and Other Fees		
Insurance Expenses		545,368.01
Non-Cash Expenses		
Depreciation		
Land Improvements		
Depreciation - Land Improvements	6,722.25	
Buildings		
Depreciation - Office Buildings	1,706,620.54	
Depreciation - Other Structures	<u>57,208.63</u>	1,763,829.17
Office Equipment - Furniture and Fixtures		
Depreciation - Office Equipment	6,045.28	

Department Of Finance
Central Office
Statement of Income and Expenses
For the period ending January 31, 2014

**Detailed
Regular Agency**

Depreciation - Furniture and Fixtures	60,322.63		
Depreciation - IT Equipment	2,017,378.29		
Depreciation - Library Books	<u>5,203.89</u>	2,088,950.09	
Machineries and Equipment			
Depreciation - Communication Equipment	22,123.57		
Depreciation - Firefighting Equipment and Accessories	100.72		
Depreciation - Medical, Dental and Laboratory Equipment	2,681.19		
Depreciation - Other Machineries and Equipment	<u>22,764.60</u>	47,670.08	
Transportation Equipment			
Depreciation - Motor Vehicles		219,429.31	
Other Property, Plant and Equipment			
Depreciation - Other Property, Plant and Equipment		<u>1,272.00</u>	4,127,872.90
Other Maintenance and Other Operating Expenses			
Other Maintenance and Other Operating Expenses		<u>1,016,618.82</u>	<u>6,333,396.72</u>
Total Operating Expenses			<u>21,509,682.59</u>
Net Income (Loss)			<u><u>15,923,411.84</u></u>

Lolita R. Verdadero
LOLITA R. VERDADERO
Chief Accountant

Department Of Finance
Central Office
Statement of Cash Flows

Period Ended January 01, 2014 To January 31, 2014

Regular Agency

Cash Flow from Operating Activities :

Cash Inflows :		
Other Manual Transactions	Gen Fund : Collection of Personal Calls Collection of Unutilized CPA Set-up of Payable of Petty Cash of Melodie Garcia	₱ 289.01 1528.00 50,000.00 5,000.00
Collection of Other Income	Adj on 108 account	73,495.67
Collection of Receivables	TRUST LIABILITIES: Collection of Personal Remittance of GSIS of Personnel in secondment	18,000.00 29,022,000.00 62,422.75
Receipt of Notice of Cash Allocation (NCA)		
Refund of unutilized cash advance		
Set-up Payables for Various Expenses/Expenditures	₱ 16,678.64	30,000.00

Total Cash Inflows :

29,298,917.04

Cash OutFlows :

Cash OutFlows :		
Other Manual Transactions	Gen Fund : Deposit of Collection of Personal Calls . 5.60 Trust Liab : Remittance of GSIS of Collection of Personnel in secondment	(28,991.98) (165,732.27)
Deposit of collections - prior years expenses		
Liquidation of Cash Advance for Drugs and Medicines and Medical, Dental and Laboratory Supplies.		(100,000.00)
Payment for Payable Accounts		(24,462,781.37)
Remittance of Authorized Deduction Withheld on Employees (Employee Share)		(3,389,242.25)
Remittance of Mandatory Deductions - Employer's Share		(1,512,891.37)
Unutilized Notice of Cash Allocation (NCA)		(71,736.73)
Unutilized Notice of Cash Allocation (NCA) - grant proceeds in foreign currency / local currency		(23,473,461.23)

Total Cash Outflows :

(53,204,837.20)

Cash Provided by Operating Activities

(23,905,920.16)

Cash Provided by Investing Activities

0.00

Cash Provided by Financing Activities

0.00

Total Cash provided by Operating, Investing, Financing Activities

(23,905,920.16)

Add : Cash Balance Beginning Jan 1 2014

115,505,147.82

Cash Balance Ending Jan 31 2014

91,599,227.66

Department Of Finance

Central Office

Statement of Government Equity

As of January 31, 2014

Regular Agency

Government Equity, beginning balance

Add: Retained Operating Surplus

Current Operations

Adjustment of Prior Years


Total

Other Adjustments

Government Equity, End

LOLITA R. VERDADERO

Chief Accountant



Department Of Finance
Central Office

Statement of Government Equity

As of January 31, 2014

Regular Agency

Government Equity, beginning balance		1,220,134,522.78
Add: Retained Operating Surplus		
Current Operations	15,923,411.84	
Adjustment of Prior Years	<u>(24,976,723.63)</u>	<u>(9,053,311.79)</u>
Total		1,211,081,210.99
Other Adjustments		
Government Equity, End		

Lolita R. Verdadero
LOLITA R. VERDADERO
 Chief Accountant